

# GridLink Interconnector

## Transport Statement

GridLink Interconnector Ltd

October 2020

AECOM Infrastructure and Environment Limited (“AECOM”) has prepared this Report for GridLink Interconnector Ltd (“Client”) in accordance with the Agreement under which our services were performed. No other warranty, expressed or implied, is made as to the professional advice included in this Report or any other services provided by AECOM. This Report may not be relied upon by any other party without the prior and express written agreement of AECOM.

The conclusions and recommendations contained in this Report are based upon information provided by others and upon the assumption that all relevant information has been provided by those parties from whom it has been requested and that such information is accurate. Information obtained by AECOM has not been independently verified by AECOM, unless otherwise stated in the Report.

The methodology adopted and the sources of information used by AECOM in providing its services are outlined in this Report. The work described in this Report was undertaken between 2019 and 2020 and is based on the conditions encountered and the information available during the said period of time. The scope of this Report and the services are accordingly factually limited by these circumstances.

Where assessments of works identified in this Report are made, such assessments are based upon the information available at the time and where appropriate are subject to further investigations or information which may become available.

AECOM disclaim any undertaking or obligation to advise any person of any change in any matter affecting the Report, which may come or be brought to AECOM’s attention after the date of the Report.

Certain statements made in the Report that are not historical facts may constitute estimates, projections or other forward-looking statements and even though they are based on reasonable assumptions as of the date of the Report, such forward-looking statements by their nature involve risks and uncertainties that could cause actual results to differ materially from the results predicted. AECOM specifically does not guarantee or warrant any estimate or projections contained in this Report.

Unless otherwise stated in this Report, the assessments made assume that the sites and facilities will continue to be used for their current purpose without substantial changes.

Where field investigations are carried out, these have been restricted to a level of detail required to meet the stated objectives of the services. The results of any measurements taken may vary spatially or with time and further confirmatory measurements should be made after any substantial delay in issuing this Report.

© This Report is the copyright of AECOM Infrastructure and Environment Limited. Any unauthorised reproduction or usage by any person other than the addressee is strictly prohibited.

## Quality information

**Prepared by**



Natasha Smithson

**Checked by**



Alex Keene

**Verified by**



Steve Wallis

**Approved by**



Steve Wallis

## Revision History

Revision	Revision date	Details	Authorized	Name	Position
A	30/04/2020	Working Draft	NA	Nick Anderson	Regional Director
B	18/06/2020	Draft	SW	Steve Wallis	Regional Director
C	30/06/2020	Final	SW	Steve Wallis	Regional Director
D	02/10/2020	Final	AK	Alex Keene	Associate Director

## Prepared for:

GridLink Interconnector Ltd

## Prepared by:

AECOM Infrastructure and Environment Limited  
 Aldgate Tower  
 2 Lemn Street  
 London E1 8FA  
 United Kingdom  
 aecom.com  
 +44 (0) 20 8639 3500

© 2020 AECOM Infrastructure and Environment Limited. All Rights Reserved.

This document has been prepared by AECOM Infrastructure and Environment Limited ("AECOM") for sole use of our client (the "Client") in accordance with generally accepted consultancy principles, the budget for fees and the terms of reference agreed between AECOM and the Client. Any information provided by third parties and referred to herein has not been checked or verified by AECOM, unless otherwise expressly stated in the document. No third party may rely upon this document without the prior and express written agreement of AECOM.

## Table of Contents

<b>1. Introduction</b>	<b>6</b>
Background	6
Scoping	6
<b>2. Site Description and Planning Context</b>	<b>8</b>
Site Description	8
Planning History	9
Planning Policy Review	9
<b>3. Existing Conditions</b>	<b>14</b>
Existing Use	14
Vehicular Access	14
Highway Network	14
Public Transport	15
Active Transport	16
Highway Safety	17
<b>4. Development Proposals</b>	<b>19</b>
Proposed Scheme	19
Vehicular Access	20
Parking and Servicing	21
Construction	21
Operations and Maintenance	22
<b>5. Trip Generation</b>	<b>24</b>
Existing Trip Generation	24
Construction Phase	24
Operational Phase	25
<b>6. Approach to Assessment</b>	<b>26</b>
Determining the Baseline	26
Assessment of Traffic Impacts	26
<b>7. Highway Network Assessment</b>	<b>27</b>
Baseline Traffic	27
Traffic Growth	28
Construction Phase Assessment	28
Operational Phase Assessment	31
<b>8. Summary and Conclusions</b>	<b>33</b>
Appendix 1A Figures	35
Appendix 1B Highway Safety	36
Appendix 1C Construction Programme	37
Appendix 1D Junction Impact Assessment	38
Appendix 2 Traffic Survey Data	39

## Figures

Figure 1 Application Site and Wider Context Plan.....	8
Figure 2 Highway Network.....	14
Figure 3 National Cycling Network in Vicinity of Site.....	16
Figure 4 Accident Locations within Most Recent Five-year Period.....	17
Figure 5 The Proposed Development .....	20
Figure 6 Internal Access Route to Red Line Boundary.....	21
Figure 7 Maximum Daily Construction Vehicles .....	24
Figure 8 Traffic Survey Locations.....	26

## Tables

Table 1 Bus Provision (Hoo St Werburgh The Five Bells).....	15
Table 2 Rail Service Provision (Strood Station).....	16
Table 3 Summary of Accidents by Severity and Year .....	17
Table 4 Summary of Accidents by Severity and Casualty Type.....	18
Table 5 Summary of Accidents by Severity and Vehicle Type .....	18
Table 6 Daily Construction Personnel and HGV Trips .....	22
Table 7 Daily and Development Peak Hour Trips in Peak Construction Month .....	24
Table 8 Staff Trip Distribution .....	25
Table 9 Operational Two-Way Trip Generation.....	25
Table 10 Summary of Baseline Traffic.....	27
Table 11 TEMPro Growth Factors .....	28
Table 12 Construction Percentage Change.....	30
Table 13 Operation Percentage Change .....	32

# 1. Introduction

## Background

- 1.1 AECOM has been commissioned by GridLink Interconnector Ltd (the Applicant) to prepare an outline planning application and environmental reports including a Transport Statement (TS) for the construction and operation of a converter station and associated underground electricity cables at Kingsnorth in Kent (hereafter referred to as the 'Proposed Development').
- 1.2 The Proposed Development forms part of the GridLink Interconnector Project (hereafter referred to as 'GridLink'). GridLink is a 1.4 Gigawatt (GW) electricity interconnector between the UK and France. In the UK, GridLink will comprise 108 kilometres (km) of submarine High Voltage Direct Current (HVDC) cable, less than 100 metres (m) of underground HVDC cable, a converter station and 1.5km of underground High Voltage Alternating Current (HVAC) cable from the converter station to the existing National Grid Kingsnorth substation.
- 1.3 The Proposed Development comprises the converter station building(s), outdoor equipment, internal roads, car parking and associated landscaping, and underground HVDC cable from the converter station to Mean High Water Springs (installed by Horizontal Directional Drilling). The submarine HVDC cable below Mean High Water Springs is subject to a Marine Licence granted by the Marine Management Organisation (MMO), therefore it is not included in the Proposed Development. In addition, the underground HVAC cable that will link the converter station to the National Grid Kingsnorth substation is considered to be permitted development and, therefore, it does not form part of the Proposed Development. The scope of the TS will only cover the converter station location and not the onshore underground electricity cables to connect the converter station to the Substation, as there are no transport issues associated with this element.
- 1.4 This TS accompanies an Outline Planning Application for the Proposed Development. It has been prepared in accordance with the National Planning Policy Framework (2019), Planning Practice Guidance (2014) and Medway Local Plan (2003).
- 1.5 This TS largely focusses on the transport impacts during the construction phase of the Proposed Development, when the most trips will be generated.

## Scoping

- 1.6 AECOM engaged with the Medway Highways Officer via phone and email in March 2020 to discuss the Proposed Development. The following was agreed with the Highways Officer:
  - A TS should be produced to be submitted with the planning application, which will primarily consider the potential impacts of the development during the construction phase;
  - The TS should identify potential measures to be introduced by the Contractor as part of a future Construction Logistics Plan (to be a condition to the planning permission), which will include timing vehicle trips to avoid peak activity on the local highway network;
  - At the time the scoping was carried out (March 2020), the short-term changes in lifestyle in the UK caused by Covid-19 have the potential to affect the recorded volume of baseline trips. Provided that the proportional impact of the Proposed Development is shown to be insignificant against any such recorded baseline flows, their use is considered appropriate for our analysis;
  - A short statement should be provided in the TS explaining the wider Covid-19 situation at the time of the surveys and why the very low proportional change in traffic flows means that the impact of the development is not material; and
  - The TS should provide some details on abnormal loads, however the detailed assessment of any potential works associated with their movements is not required. This will be covered through the

appropriate individual consent mechanisms post-planning once any abnormal movements have been identified.

## 2. Site Description and Planning Context

### Site Description

- 2.1 The Site is located immediately north of the Medway Estuary in Kent (grid reference TQ 81711 72312), within the former Kingsnorth coal-fired power station site (now demolished). The site context is shown in Figure 1 and provided at a larger scale in Appendix 1A. The landscape comprises industrial developments associated with the former power station, such as the National Grid substation, as well as Kingsnorth industrial estate, London Medway Commercial Park and Damhead Creek gas-fired power station. The wider landscape includes arable land, coastal grassland and intertidal mudflats. The Site lies immediately north of the Medway Estuary and Marshes Special Protection Area (SPA), Ramsar and Site of Special Scientific Interest (SSSI), which is designated for its internationally important bird populations.
- 2.2 The Site covers approximately 6.2ha of brownfield land at the former Kingsnorth Power Station site, within which the new converter station (4.95ha) and access road (1.25ha) will be constructed. A temporary construction laydown area (1.6ha) will also be located next to the converter site during the construction phase.
- 2.3 The redline boundary for the Site includes the existing road within the former Kingsnorth Power Station site that extends from the Site to the main gate on Eschol Road. This has been included within the application boundary in order to identify the access route to be used during the construction and operation of the Proposed Development.
- 2.4 The closest residential areas are approximately 2.9km to the west of the Site at Hoo St Werburgh, with the town of Gillingham located approximately 4km to the south on the opposite side of the River Medway. A small number of individual residential properties are present on the edge of the Kingsnorth industrial area, with the nearest property at 1.3km to the west of the Site.

**Figure 1 Application Site and Wider Context Plan**



Background Source: Google Maps © and OS Data © Crown Copyright 0100031673 (2020)



## Planning History

- 2.5 One relevant planning application associated with the Site and surrounding areas was found. This was planning application reference MC/13/2796, for *‘Prior Notification of proposed demolition and removal of the main power station buildings including the chimney, four boiler houses and four turbine halls, demolition and removal of the coal processing plant, demolition and removal of the tank farm structures, removal of the structures from Long Reach and Oakham Ness jetties, removal of the plant in the cooling water intake area and demolition and removal of other small ancillary buildings and structures within the site’*. The application was received in October 2013 and approved in December 2013, and subsequent demolition and removal has been undertaken.
- 2.6 Further to the original permission, there was an application for discharge of conditions, application reference MC/18/1355, for the installation of visual screening (Heras fence) around the cooling water intake area. This was approved and the screening will be dismantled when no longer required and is not considered to have any implications on traffic movements.

## Planning Policy Review

- 2.7 This Policy Review considers policy relevant to the development proposals at a national, regional and local level. The following policy documents have been reviewed:
- National Planning Policy Framework (2019);
  - National Planning Practice Guidance (2014);
  - Medway Local Plan (2003);
  - Medway draft New Local Plan (2019 to 2037);
  - Medway Transport Assessments Guidance Note (2018);
  - Kent County Council Local Transport Plan 4 (2016 to 2031) and
  - Kent County Council Growth Without Gridlock (2010).

## National Policy

### Revised National Planning Policy Framework (2019)

- 2.8 The revised National Planning Policy Framework (NPPF), released in February 2019, sets out the planning policies for England and how they should be applied. It provides a framework within which locally prepared plans for housing and developments can be produced. At the heart of the framework is a presumption in favour of sustainable development which should be applied to all plans and decisions.
- 2.9 Similarly to the National Planning Practice Guidance, it sets out guidance on Travel Plans (TPs), TAs and TSs including when they are required and what they should include. Section 9 of the draft NPPF, entitled ‘Promoting Sustainable Transport’ outlines the transport considerations for plan-making and development proposals. Paragraph 102 outlines that *‘transport issues should be considered from the earliest of stages of plan-making and development proposals’*, in order to ensure that:
- *‘The potential impacts of development on transport networks can be addressed;*
  - *Opportunities from existing or proposed transport infrastructure, and changing transport technology and usage are realised – for example in relation to the scale, location or density of development that can be accommodated;*
  - *Opportunities to promote walking, cycling and public transport use are identified and pursued;*
  - *The environmental impacts of traffic and transport infrastructure can be identified, assessed and taken into account – including appropriate opportunities for mitigation and for net gains in environmental quality; and*
  - *Patterns of movement, streets, parking and other transport considerations are integral to the design of schemes and contribute to making high quality places.’*
- 2.10 Following on from this, paragraph 103 outlines that the planning system should, *‘actively manage patterns of growth’* in order to support the objectives outlined in paragraph 102. It goes on to say, in paragraph 104,

that *'significant developments should be focused in locations which are or can be made sustainable'*. This sustainability, it states, can be achieved through *'limiting the need to travel and by offering a genuine choice of transport modes'*. Paragraph 104, outlines planning policy requirements in regard to promoting sustainable transport. Planning policy should:

- *'Support an appropriate mix of uses across an area, and within strategic sites, to minimise the number and length of journeys needed for employment, shopping, leisure, education and other activities;*
- *Be prepared with the active involvement of local highways authorities, other transport infrastructure providers and operators and neighbouring councils, so that strategies and investments for supporting sustainable transport and development patterns are aligned;*
- *Identify and protect, where there is robust evidence, sites and routes which could be critical in developing infrastructure to widen transport choice and realise opportunities for large scale development;*
- *Provide for high quality walking and cycling networks and supporting facilities such as cycle parking – drawing on Local Cycling and Walking Infrastructure Plans; and*
- *Provide for any large scale facilities, and the infrastructure to support their operation and growth, taking into account any relevant national policy statements and whether such development is likely to be a nationally significant infrastructure project. For example ports, airports, interchanges for rail freight, roadside services and public transport projects.'*

2.11 Paragraph 108 outlines the key considerations that should be ensured when assessing sites to be allocated for development in plans or specific development applications. These are:

- *'Appropriate opportunities to promote sustainable transport modes can be – or have been – taken up, given the type of development and its location;*
- *Safe and sustainable access to the site can be achieved for all users; and*
- *Any significant impacts from the development on the transport network (in terms of capacity and congestion), or on highway safety, can be cost effectively mitigated to an acceptable degree.'*

2.12 If a development is to be prevented or refused on highway grounds, paragraph 109 explains this should only happen if *'residual cumulative impacts on the road network or road safety would be severe'*. Following on from Paragraph 109, Paragraph 110 explains that applications for development should:

- *'Give priority first to pedestrian and cycle movements, both within the scheme and with neighbouring areas; and second – so far as possible – to facilitating access to high quality public transport, with layouts that maximise the catchment area for bus or other public transport services, and appropriate facilities that encourage public transport use;*
- *Address the needs of people with disabilities and reduced mobility in relation to all modes of transport;*
- *Create places that are safe, secure and attractive – which minimise the scope for conflicts between pedestrians, cyclists and vehicles, avoid unnecessary street clutter, and respond to local character and design standards;*
- *Allow for the efficient delivery of goods, and access by service and emergency vehicles; and*
- *Be designed to enable charging of plug-in and other ultra-low emission vehicles in safe, accessible and convenient locations.'*

2.13 Crucially, as outlined in Paragraph 111, all developments that generate significant amounts of movement should be required to provide a TP, and the application should be supported by a TS or TA so that the likely impacts of the proposal can be assessed.

## Planning Practice Guidance (2014)

2.14 In March 2014 the Department for Communities and Local Government (DCLG) launched a website containing national planning practice guidance. The website contains guidance on a range of planning topics such as design, Local Plans, Neighbourhood Plans and Travel Plans / Transport Assessments.

- 2.15 The section on ‘Travel plans, Transport Assessments and Statements in decision-taking’ provides advice on when Transport Assessments and Transport Statements are required and what they should contain. This assessment has been prepared in accordance with the Planning Practice Guidance.

## Local Policy

### Medway Local Plan (2003)

- 2.16 The Medway Local Plan was adopted in 2003 and is the statutory Development Plan relevant to the Site. The following objectives form the basis of the integrated transport strategy, relevant to the Proposed Development:

- *Develop strategies which encourage more sustainable transport choices for journeys, in particular home to school and home to work, by the encouragement of new, and the protection and improvement of existing, public transport provision and the provision of increased opportunities for cyclists and pedestrians;*
- *Traffic management measures to optimise management of the road network, reduce unnecessary use of the private car, increase road safety, and improve opportunities for public transport, cycling and/or walking;*
- *Promoting new development that reduces the need to travel and offers transport choices (particularly to move freight by rail or river), is well related to the planned future transport network, does not impair highway safety and is phased to the provision of any transport works or facilities necessary to enable the development to proceed;*
- *Limited new highway construction, where there are demonstrable benefits to cycling, walking and/or public transport and where there are proven and clear economic development, highway safety and/or environmental benefits which accrue;*
- *To achieve all of the above while, at the same time, protecting the economic competitiveness of the area.*

- 2.17 A number of transport policies apply outlined as follows:

Policy T1: Impact of Development:

*In assessing the highways impact of development, proposals will be permitted provided that:*

- *The highway network has adequate capacity to cater for the traffic which will be generated by the development, taking into account alternative modes to the private car; and*
- *The development will not significantly add to the risk of road traffic accidents; and*
- *The development will not generate significant H.G.V. movements on residential roads; and*
- *The development will not result in traffic movements at unsociable hours in residential roads that would be likely to cause loss of residential amenity.*

Policy T2: Access to the Highway:

*Proposals which involve the formation of a new access, or an intensification in the use of an existing access, will only be permitted where:*

- *The access is not detrimental to the safety of vehicle occupants, cyclists and pedestrians; or*
- *Can, alternatively, be improved to a standard acceptable to the council as Highway Authority.*

### Medway draft New Local Plan (2019 to 2037)

- 2.18 The New Medway Local Plan, Future Medway, will replace the 2003 Medway Local Plan. The aim of the new Local Plan will be to ensure that Medway grows sustainably, to provide land for housing, employment, infrastructure and services, whilst protecting the area’s environment and heritage. The Plan has recently gone through public consultation and, subject to the outcomes of an independent examination by the Planning Inspectorate, will be adopted in 2021.

- 2.19 The consultation document sets out the Development Strategy including a number of policies related to transport, including:

Policy T1: Promoting sustainable transport:

*The council will work with the relevant authorities and transport providers to:*

- *Support the Medway Local Transport Plan (2011-26) and subsequent iterations during the plan period, along with the associated three-year Implementation Plans and strategies;*
- *Ensure development is located and designed to enable sustainable transport;*
- *Mitigate the impacts of new development according to Transport Assessments and Transport Statements, or refuse development where its residual cumulative impacts are severe;*
- *Require a Travel Plan for development which will generate significant amounts of movement;*
- *Plan for strategic road network and rail improvements;*
- *Improve public transport provision and the walking and cycling network;*
- *Develop an integrated transport strategy for Medway to deliver sustainable growth;*
- *Identify the need for and if required define the location for park and ride facilities;*
- *Engage with the relevant authorities to address the impacts of the proposed Lower Thames Crossing;*
- *Undertake any necessary revisions to the adopted Parking Standards; and*
- *Improve air quality as a result of vehicular emissions.*

Policy T5: Riverside Infrastructure

*This policy intends to reinforce Medway's strategic location in the Thames Gateway. Ports and wharfage will be safeguarded in order to support existing business sectors and to attract businesses requiring such facilities.*

*The allocation of Chatham Docks for mixed use development will be regularly reviewed, taking account of market signals and development needs. Innovative, mixed use proposals for this strategic site will be encouraged. The Council will require bespoke sustainable transport solutions, including the assessment of the re-use of the disused line from the docks as a link to Gillingham station.*

*Riverside infrastructure associated with the transport of minerals, waste and other defined materials will be safeguarded in accordance with national planning policy.*

*The existing network of piers, jetties, slipways, steps and stairs will be safeguarded to support the potential for visitor and river taxi services and to accommodate visiting vessels, while any new facilities will be encouraged.*

*Riverside infrastructure will be required to comply with the requirements of conserving the designated environmental features of the estuaries and river. Development must demonstrate that there will be no loss of protected or priority habitats or species, unless the impacts are not significant at a waterbody scale and can be adequately mitigated for.*

Policy T12: Managing the transport impact of development:

- *Transport Assessments:*

*The council expects proposals that will generate a significant amount of movement to be supported by a Transport Assessment. Applicants are encouraged to refer to the adopted Guidance Note for Transport Assessments.*

- *Travel Plans:*

*Travel Plans will also be required for developments above threshold sizes, specified by the council.*

- *Vehicular Crossovers:*

*Developments, including those that require new or additional crossovers, will need to demonstrate that the proposal would not cause a road safety hazard to vehicle occupants, cyclists and pedestrians.*

## **Medway Transport Assessments Guidance Note (2018)**

2.20 The Medway Transport Assessment Guidance Note is intended for applicants preparing planning applications for strategic and major developments in Medway. The Guidance Note sets out the process for use of Medway strategic modelling, refers to the National Planning Policy Framework and describes the collaborative working protocol between the Council and applicants.

## 3. Existing Conditions

- 3.1 This section provides a review of the accessibility of the Site by all modes of transport including driving, walking, cycling and public transport, as well as a review of accident data to establish if the proposals will result in a negative impact on safety in the vicinity of the Site.

### Existing Use

- 3.2 The wider site is currently occupied by the remains of Kingsnorth Power Station and associated buildings and infrastructure. Demolition and removal of the old coal power station infrastructure and plant including chimney, boiler houses, cooling water intake and other small ancillary buildings has left the majority of the site vacant. This includes the land that forms part of the red line boundary.

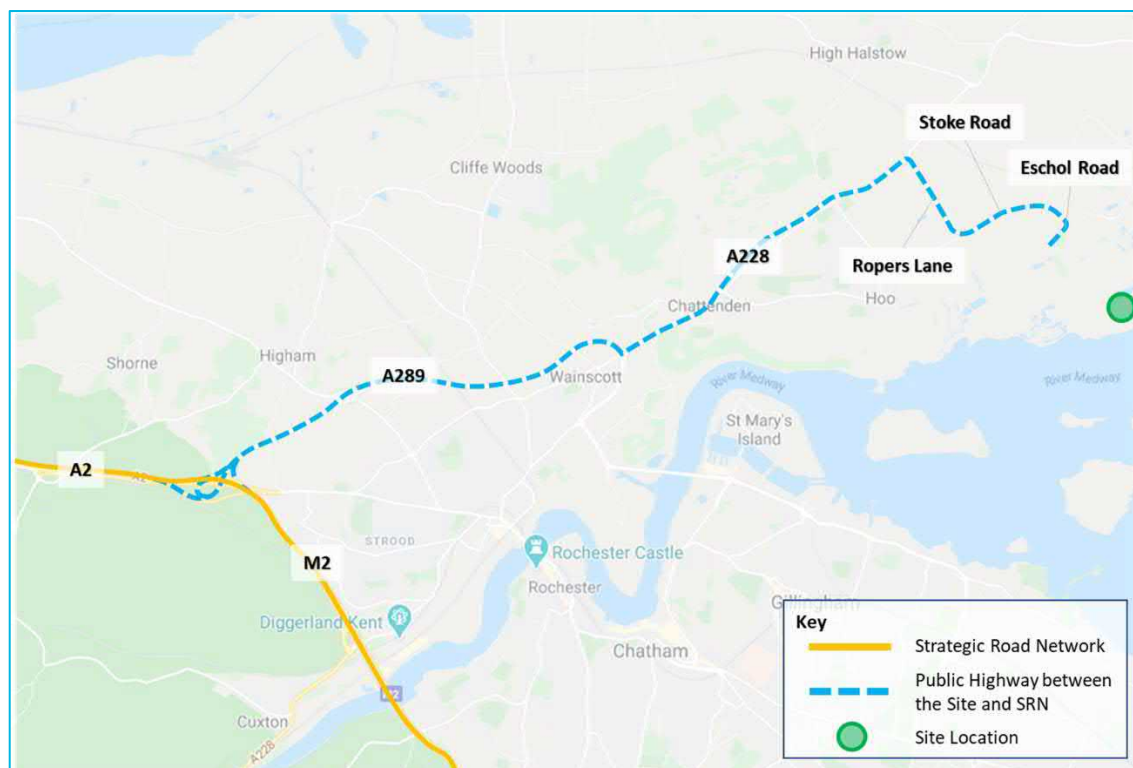
### Vehicular Access

- 3.3 The Site is currently accessed from a private road connecting to Eschol Road where a gate and security checkpoint is located. The internal access road is a two-way carriageway with lighting provided along its length. It provides access to all areas of the former Kingsnorth Power Station (now demolished) and to the National Grid Kingsnorth substation via connecting internal roads.

### Highway Network

- 3.4 The site access can be reached from the A2/M2 via the A289, Four Elms Hill/Peninsula Way, Ropers Lane, Stoke Road and Eschol Road as shown in Figure 2, and larger scale in Appendix 1A. A summary of each road is provided in paragraphs 3.5 to 3.10

Figure 2 Highway Network



Background Source: OS Data © Crown Copyright 0100031673 (2020)

- 3.5 The A2/M2 is part of the Strategic Road Network (SRN) managed by Highways England. It connects Dover in the south-east to the M20/M25 approaching London. In the vicinity of the A289 it is formed as dual carriageway with three lanes, national speed limit, street lighting and hard shoulder in each direction and generally runs southeast-northwest. The motorway junction with the A289 allows for vehicles to get on and off the A2/M2 in both directions using free-flow slip lanes.

- 3.6 The A289 is formed as a dual carriageway with two travel lanes in each direction and generally runs east-west with national speed limit in place. Street lighting is provided in some sections. The A289 forms a four-arm roundabout junction with Four Elms Road in the east and Hoo Road in the west. This junction is located on the northeastern edge of Wainscott.
- 3.7 The A228 begins as Four Elms Road at the A289 roundabout before becoming Main Road through the residential settlement of Chattenden, and then Peninsula Way. Peninsula Way continues east to the towns of Sharnal Street, Middle Stoke and Wallend. It is formed as a dual carriageway between the A289 and Ropers Way. It mostly operates at national speed limit with the exception of the Main Road section which has 40mph speed limit in place. There are two travel lanes in each direction and street lighting is provided in some sections. The junction with Ropers Lane is formed as a four-arm, single lane roundabout. An off-road cycle route is provided adjacent to the westbound carriageway between Main Road and Upchat Road.
- 3.8 Ropers Lane is a 50pmh single carriageway with one travel lane in each direction, generally running in a north-south direction between the A228 and Stoke Road. Street lighting is not provided. Ropers Lane forms a three-arm roundabout junction with Stoke Road. An off-road regional cycle route is provided for the full length of Ropers Lane.
- 3.9 Stoke Road connects between Hoo and Upper Stoke. Between Ropers Lane and Eschol Road it is formed as a single carriageway with one lane in each direction. Street lighting is not provided. The junction with Eschol Road is provided as a four-arm, single lane roundabout.
- 3.10 Eschol Road connects between Stoke Road and the access to the site and is formed as a single carriageway with one lane in each direction. Further west of the site access it continues at a T-junction with a single lane towards Jacob's Lane. The through route at the T-junction becomes the internal road for the Site. Heavy vehicle stacking currently occurs on Eschol Road – it is understood these vehicles are associated with the nearby Amazon warehouse.

## Public Transport

- 3.11 The Site has limited connectivity to public transport with the closest bus stop located approximately 3.0km west from the Site by road at Hoo St Werburgh The Five Bells. This stop is served by Arriva bus numbers 191, 193 and 199. A summary of the available services is provided in Table 1.

**Table 1 Bus Provision (Hoo St Werburgh The Five Bells)**

Bus Number	Serving	Days of Operation	First Service	Last Service	Frequency
191	Chatham, Wainscott, Chattenden, Hoo, High Harstow, Lower Stoke, Allhallows and Isle of Grain	Monday to Sunday	Weekdays: 6:43am Saturday: 7:05am Sunday: 10:13am	Weekdays: 11:47pm Saturday: 11:47pm Sunday: 6:13pm	~20mins (weekday peaks)
193	Chatham, Rochester, Wainscott, Chattenden, Hoo, High Harstow, Cliffe Woods and Cliffe	Sunday only	11:13am	7:13pm	2 hours
199	Hoo, High Harstow, Upper Stoke, Lower Stoke, St Mary Hoo, Allhallows and Isle of Grain	Monday to Friday only	8:04am	8:14am	During school terms only

Source: Arriva Bus

- 3.12 The nearest railway station is located approximately 10.0km west from the Site at Strood. This station is served by South Eastern Railways. The destinations and frequencies of services that use this station are summarised in Table 2.

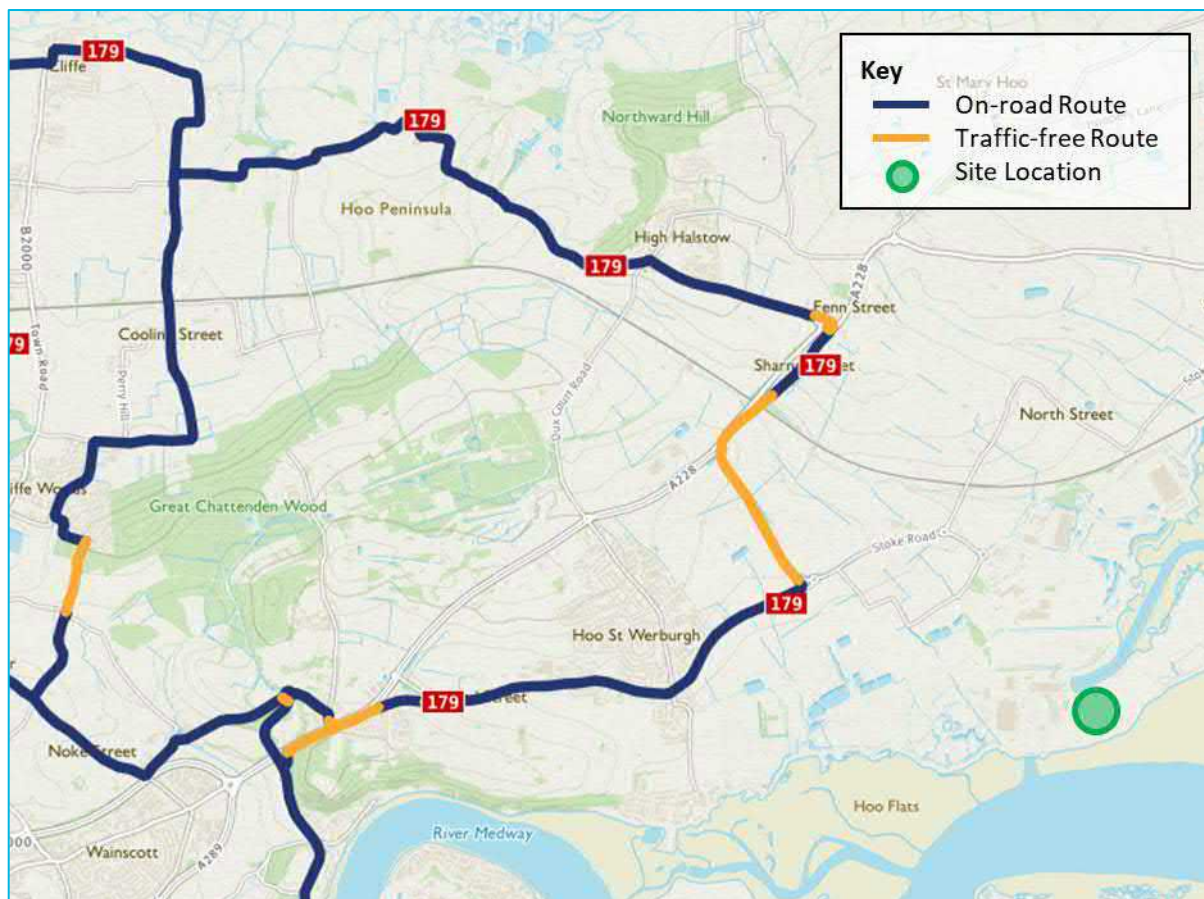
**Table 2 Rail Service Provision (Strood Station)**

Destination	Days of Operation	Peak Frequency (trains/hour)	Journey Time
London St Pancras	Monday to Sunday	5	35 minutes
Gravesend	Monday to Sunday	5	10 minutes
Paddock Wood	Monday to Sunday	2	23 minutes
Higham	Monday to Sunday	2	5 minutes
Margate	Monday to Sunday	1	60 minutes

## Active Transport

- 3.13 The closest residential area to the development site is Hoo St Werburgh, located approximately 2.5km west from the site entrance. This distance represents a walking time of approximately 31 minutes (based on average walking speed of 80m per minute). While this represents a long walking journey, it would not be unreasonable to assume that trips could be made to the Site by foot.
- 3.14 Shorter cycling distances have the potential to replace car trips, particularly those under 5km. Cycling trips could also form part of a longer multi-modal journey.
- 3.15 As part of the development of the London Medway Commercial Park, Ropers Lane, Stoke Road and Eschol Road have all undergone major upgrades and are provided with shared pedestrian footways and cycleways on one or both sides of the carriageway. This shared pedestrian footway/cycleway connects into the shared footway/cycleway that runs along the southern side of the A228.
- 3.16 Figure 3 shows an extract from the National Cycle Network mapping. It shows a circular route that utilises Ropers Lane, which forms part of the route providing access to the site. The circular cycle route links the site to Hoo, High Halstow, Cliffe, Cliffe Woods, and Lower Higham.

**Figure 3 National Cycling Network in Vicinity of Site**



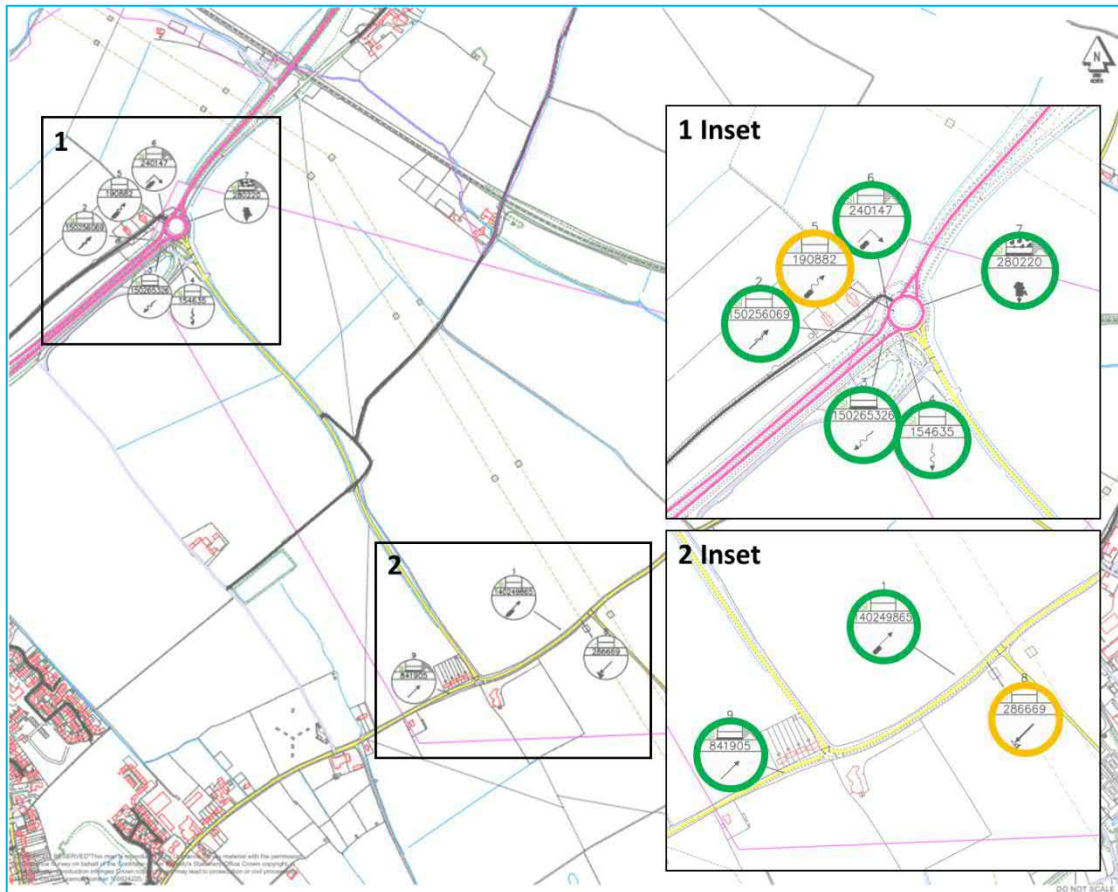
Source: [Sustrans.org.uk](http://Sustrans.org.uk)



# Highway Safety

3.17 A review of highway safety has been undertaken as part of the TS. This includes a review of the most recent five-years of accident data for the highway network between the proposed site and the A228 as shown in Figure 4. A larger plan is provided in Appendix 1B along with the full Crash Report provided by Medway Council.

**Figure 4 Accident Locations within Most Recent Five-year Period**



Source: Medway Council

3.18 The accident data presented shows there were a total of 9 accidents consisting of seven slight accidents and two serious accidents. There were no fatal accidents recorded. A summary of the accident severity, year, casualty type and vehicle involved is presented in Tables 3 to 5.

**Table 3 Summary of Accidents by Severity and Year**

Year	Slight	Severe	Fatal
2014	1	0	0
2015	2	0	0
2016	0	0	0
2017	2	1	0
2018	1	1	0
2019	1	0	0
Total	7	2	0

Source: Medway Council

**Table 4 Summary of Accidents by Severity and Casualty Type**

Casualty Type	Slight	Severe	Fatal
Cyclist	0	0	0
Child	0	0	0
Motorcycle	2	1	0
Pedestrian	0	1	0
Driver	5	0	0
Passenger	1	0	0

Source: Medway Council

**Table 5 Summary of Accidents by Severity and Vehicle Type**

Vehicle Type	Slight	Severe	Fatal
Bicycle	0	0	0
Motorcycle	2	1	0
Car	9	0	0
Goods Vehicle	2	1	0
Bus	0	0	0

Source: Medway Council

3.19 A review of the accident descriptions and clusters by casualty and vehicle type indicates the following:

- There have been six accidents at the A228/Ropers Lane roundabout junction, of which five were recorded as slight and one as serious;
  - There were two accidents involving motorcyclists at the A228/Ropers Lane roundabout junction. Both accidents occurred in fine and dry weather conditions. One accident was recorded as slight and was due to skidding on road debris, and the other accident was recorded as serious and occurred due to misjudging speed and road position. Neither of these involved other vehicles;
  - Two of the accidents at the A228/Ropers Lane roundabout junction involved HGV's and occurred due to an unbalanced and leaning load and speeding/failing to give-way to circulating traffic;
  - The remaining two accidents at the A228/Ropers Lane roundabout junction were recorded as slight and were both due to loss of control, one as a result of speeding and one negotiating the roundabout in wet weather;
- There were three accidents in proximity of the Ropers Lane/Stoke Road roundabout junction, of which two were recorded as slight and one as serious;
  - The single accident involving a pedestrian was recorded as serious and was as a result of them not looking before crossing the road at a designated crossing point on Stoke Road;
  - There was one accident involving a motorcycle that had lost control when it clipped the nearside kerb. The accident occurred in fine and dry weather conditions and did not involve any other vehicles; and
  - The high ratio of cars involved in accidents is due to a five-car pileup on Stoke Road.

3.20 The data shows a very low rate of accidents occurring (less than 2 per year on the study network) and no apparent trends in the cause of these accidents. This therefore demonstrates that the access will not be detrimental to the safety of vehicle occupants, cyclists and pedestrians in line with Policy T2 of the Medway Local Plan and no further investigation is required.

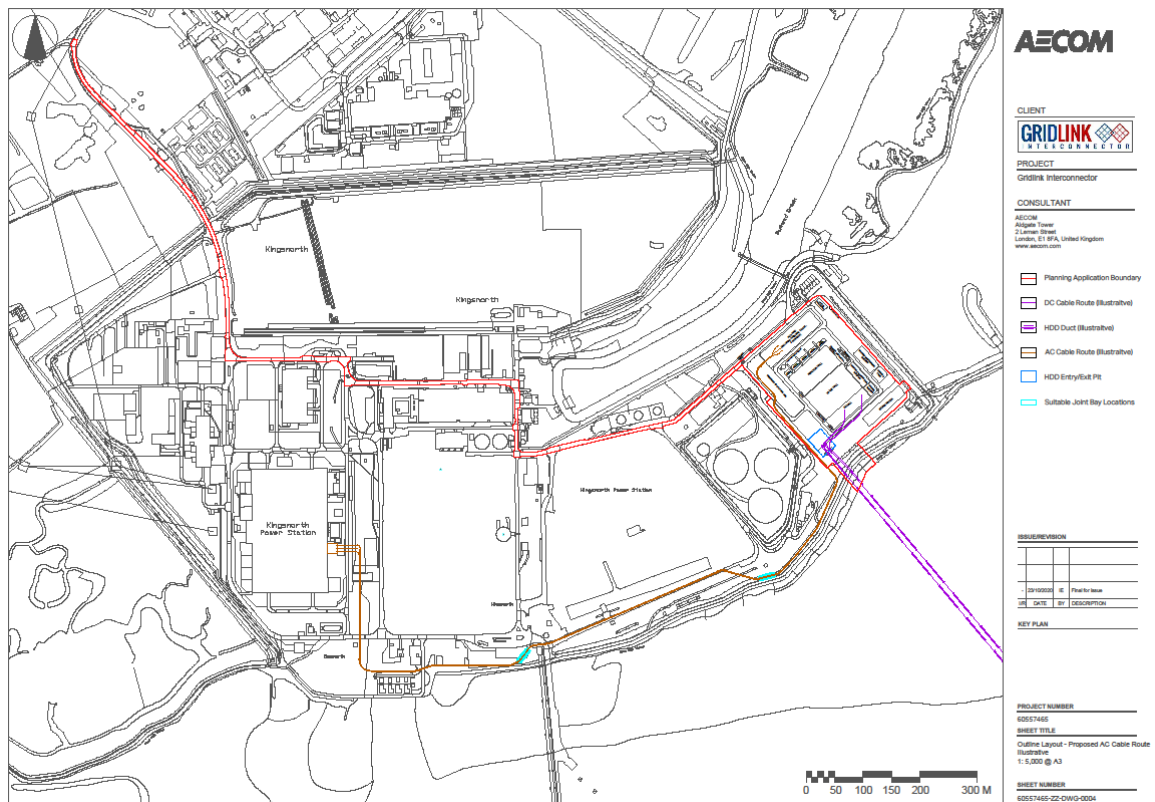
## 4. Development Proposals

- 4.1 This section provides details about the Proposed Development including:
- Proposed Quantum of Development;
  - Vehicular Access;
  - Parking; and
  - Servicing and Emergency Access.
- 4.2 Swept path analysis has also been undertaken with appropriate vehicles to demonstrate the acceptability of the proposed site layout for construction and operational traffic movements.

### Proposed Scheme

- 4.3 The Proposed Development comprises a converter station serving a new electricity interconnector between the UK and France. The converter station is designed to convert the high voltage (HV) direct current (DC) used for long distance transport of electricity to HV alternating current (AC) to feed into the national grid. The converter station will include equipment to convert the AC waveform into DC and vice versa.
- 4.4 Onshore underground electricity cables will be required to connect the converter station to the National Grid sub-station at Kingsnorth by an underground HVAC cable to enable the import/export of electricity.
- 4.5 The converter station will also be connected to a subsea HVDC interconnector cable (comprising 2 cables, bundled together) that will be laid under the seabed along the Medway Estuary, Thames Estuary and the southern North Sea to Dunkerque in France. The scope of the planning application consists of the onshore elements and the shore crossing and onshore element of the HVDC cable which require planning permission under the TCPA.
- 4.6 All electricity cables will be laid underground therefore there are no overhead transmission lines associated with the Proposed Development.
- 4.7 The Proposed Development and associated cable routes are shown in Figure 5. The red line boundary also includes the proposed access route.

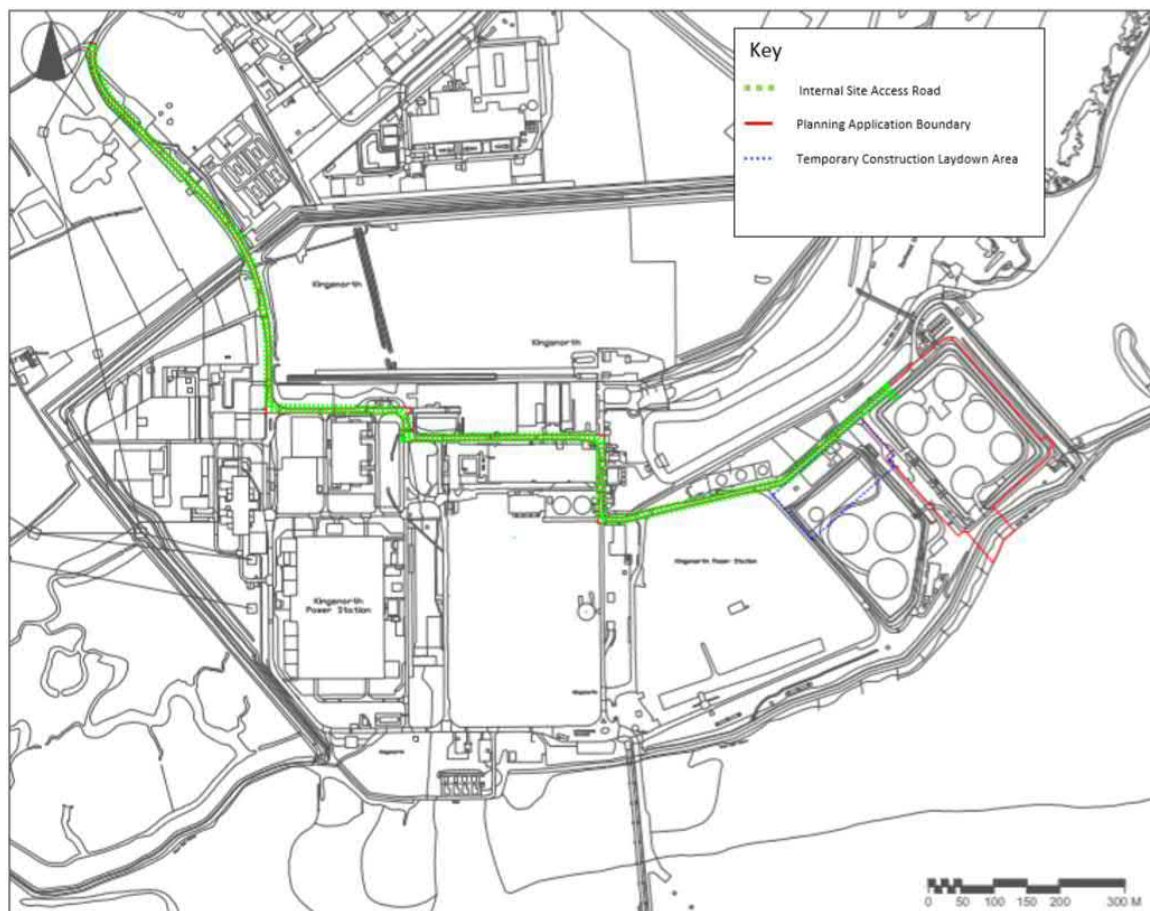
Figure 5 The Proposed Development



## Vehicular Access

- 4.8 For the majority of vehicles, access to the Site will be from the A2/M2 and then via the A289, the A228 Four Elms Hill/Peninsula Way, Ropers Lane, Stoke Road and Eschol Road.
- 4.9 The internal route within the former Kingsnorth Power Station from Eschol Road to reach the Site is shown in Figure 6. This route will be used for construction and operational trips.
- 4.10 It is understood that the use of the coal jetty at the former Kingsnorth Power Station site has been considered as a method of transport during the construction phase. The former coal jetty is not a feasible access strategy during construction because it is not owned by the Applicant, it has not been in active use for a number of years and its current design is unsuitable for the type and potential weight of construction materials and equipment to be transported. However, alternative water-based movement of construction loads via other ports, such as London Thamesport and Port of Sheerness, will be considered as part of construction logistics planning including potentially for abnormal loads.

Figure 6 Internal Access Route to Red Line Boundary



## Parking and Servicing

4.11 Sufficient car parking will be accommodated for construction workers on site within the temporary laydown area and for operational workers at the built development. There will be no on-road parking along public roads.

## Construction

4.12 Construction information is based on assumptions regarding site works, construction workers and logistics for delivery of construction materials and removal of spoil.

4.13 Construction activity is planned between 07:00-19:00 Monday-Friday and 07:00-13:00 on Saturdays, with no working on Sundays and public holidays. With the exception of abnormal loads, heavy goods vehicles will only access the Site from 08:00-18:00 from Monday to Friday during working hours (no out-of-hours deliveries), and there will be no deliveries on weekends. The additional working hours provide for daily site mobilisation/demobilisation and work preparation, during which time deliveries to/from the site are not planned. A small number of staff will be present during the site mobilisation / demobilisation periods.

4.14 Night-working will only occur for specialist activities which cannot be accommodated during normal working hours, including, *inter-alia*, delivery of abnormal loads, 24-hour commissioning and testing runs and cable pull-ins through the horizontal directional drilling (HDD).

4.15 Excluding any abnormal loads or special deliveries, HGV's involved in making day to day deliveries to the Site will have an average payload of 15t. These will arrive to the site equally across the working day.

4.16 Construction equipment will include the following:

- Tracked excavator (TE);
- Tracked dozer (TD);

- Wheeled back-hoe / grader (BH);
  - Wheeled front end loader (FEL);
  - Dump truck (DT);
  - Hydraulic hammer piling rig (HHPR);
  - Mobile crane (wheeled) (MC);
  - Concrete mixer + pump (CM);
  - Diesel generator/compressor (DGC);
  - Telescopic man-lift (TML);
  - Other mobile plant (OMP) and
  - Heavy Goods Vehicle (HGV).
- 4.17 Construction personnel will be made up of construction management and engineers, construction workers and visitors including project managers, advisors, authorities and independent engineers.
- 4.18 Table 6 summarises the daily headcount of construction personnel and daily HGV trips for each construction phase.

**Table 6 Daily Construction Personnel and HGV Trips**

Construction Phase	Construction Personnel	Construction HGV Trips
<b>CONVERTER STATION</b>		
Remediation works mobilisation	35	3
Remediation works	35	20
Construction mobilisation	35	3
Site preparation	35	3
Civil works and foundations	75	10
Erection of converter station buildings and structures	85	25
Mechanical and electrical equipment installation	120	15
Instrumentation and control system installation		
Commissioning and testing	90	1
Trial operations	40	0
Landscaping and land restoration	35	1
Demobilisation	30	1
<b>UK SHORE CROSSING HDD</b>		
HVDC cable – HDD drilling and duct installation	30	2
HVDC cable – cable pull-in through ducts and transition joint bay	40	1

## Operations and Maintenance

- 4.19 All operations information is based on reasonable, conservative assumptions, but are subject to change according to the final design of the converter station, operations organisation and procurement contracts for support services.
- 4.20 Converter station operations will occur 24 hours per day, 7 days per week. There will be a maximum of 15 direct employees, 3 EPC Contractor employees and 2 indirect services personnel (full time equivalents).

- 4.21 Assuming all the operations personnel are located at the Proposed Development, the converter station will operate a 3-shift working pattern: 08:00-16:00 day shift (maximum of 12 persons, including indirect services personnel), 16:00-00:00 evening shift (2 persons) and 00:00-08:00 night shift (2 persons). The remaining four persons will be off-shift.
- 4.22 There will be a limited number of maintenance vehicles accessing the site during operations including once per week for office and kitchen supplies, deionised water make-up for the cooling system, service water (if a connection to public utility is not possible) and consumables and general site maintenance materials, once every two weeks for office and general waste collection and once per month for diesel fuel for emergency diesel generator and packaged wastewater treatment/septic tank emptying/sludge removal.

# 5. Trip Generation

5.1 The trip generation of the Site during the construction and operational phases has been quantified based on peak hour, daily and weekly movements into and out of the Site, staff shift patterns, servicing/maintenance requirements, construction programme and workers, vehicle numbers and types, and hours and days of construction.

## Existing Trip Generation

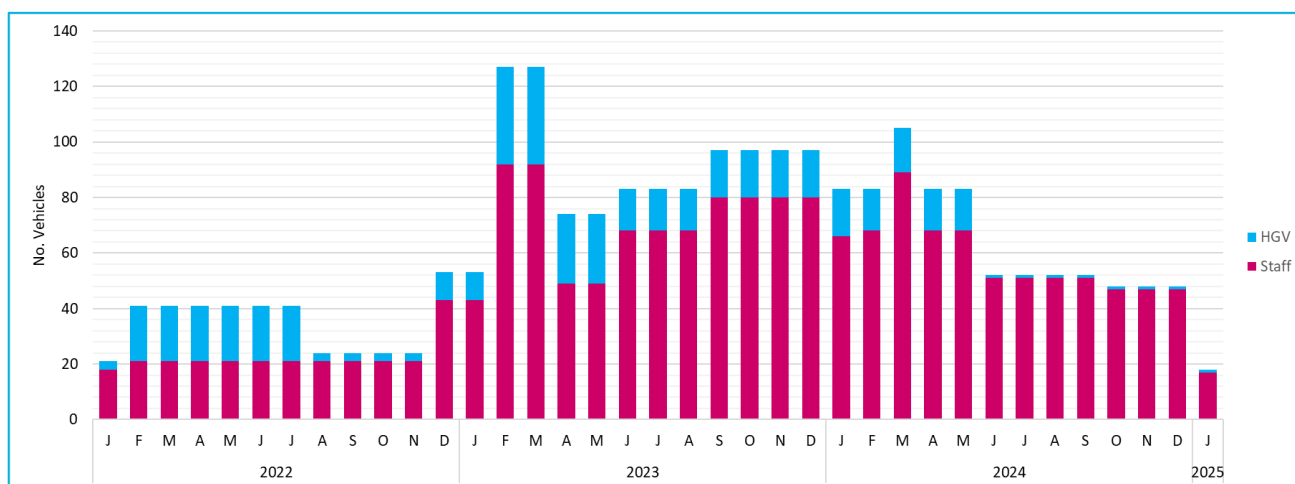
5.2 Since demolition and clearance of the Site there have been no operational trips being generated, with traffic movements limited to occasional maintenance vehicles or for security purposes.

## Construction Phase

### Construction Trip Generation

- 5.3 Construction is scheduled to start in January 2022 and finish in January 2025. The main phases of construction and associated indicative traffic movements are summarised in Appendix 1C.
- 5.4 For the purposes of assessment, it is assumed that there will be an average occupancy of approximately 1.75 people per vehicle. This is to take into account the potential for a significant level of single occupancy trips as well as multi-occupancy trips in cars/vans and potential for an element of specialist construction worker movements by small shuttle buses/minibuses (e.g. those able to carry eight people).
- 5.5 Based on the indicated construction programme and expected trips set out in Table 6, the construction programme is shown in Figure 7. The peak construction month will be in February/March 2023.

Figure 7 Maximum Daily Construction Vehicles



5.6 75% of staff arrivals are assumed to be from 07:00-08:00 and with the same proportion departing between 18:00-19:00. The remaining 25% of arrivals and departures will be equally distributed throughout the working hours. HGV trips will be made equally throughout the day. The daily and peak hour trips area summarised in Table 7.

Table 7 Daily and Peak Hour Trips in Peak Construction Month

Construction Phase	Daily Trips	Construction Peak Hour Trips
Staff	92	69
HGV	35	4
<b>Total Vehicles</b>	<b>127</b>	<b>73</b>

Note: Peak Hour Trips are one-way



## Construction Trip Distribution

- 5.7 During construction, the trip distribution of staff travelling to/from the Site has been based on Journey to Work data from the 2011 Census for the Middle Super Output Area (MSOA) of E02003314: Medway 001 in which the Site is located. The distribution is summarised in Table 8.

**Table 8 Staff Trip Distribution**

Route / Destination	Percentage	No. Staff Trips
East along Ratcliffe Hwy	12%	8
South at Four Elms Roundabout	33%	23
West on A2	17%	12
South on M2	39%	27
<b>Total</b>	<b>100%</b>	<b>69</b>

*Note: may not sum due to rounding*

- 5.8 It is assumed that having used Eschol Road, Stoke Road, Ropers Lane, A228 and A289 to reach the SRN, HGV trips to/from the Site would be split 50/50 at the A2/M2 junction.

## Operational Phase

- 5.9 Operational movements will be very limited during operation and will be linked to operational workers and the requirements for regular maintenance and support services.
- 5.10 It is anticipated there will only be 16 employees arriving and departing at various times of the day, however, according to the shift patterns, there will 12 staff on site for the main 08:00-16:00 shift. In addition, there are four regular servicing/maintenance vehicles per week, and some less frequent servicing/maintenance vehicles (one vehicle bi-weekly and two vehicles monthly). Assuming an absolute worst case that all weekly servicing/maintenance vehicles arrive/depart on the same day and in the same hour of the day shift starting/finishing, Table 9 sets out the operational peak hour trips.

**Table 9 Operational Two-Way Trip Generation**

	Staff	Servicing/Maintenance	Total
Operational Peak Hour	12	4	16

- 5.11 Therefore, it is anticipated there will be a maximum of 16 vehicle movements during the operational peak hour. The impact of this on the highway network is considered not to be materially significant.

## 6. Approach to Assessment

- 6.1 The assessment considers the effects of the Proposed Development during construction and operational phases.

### Determining the Baseline

- 6.2 The transport baseline has been determined by undertaking new traffic surveys on the surrounding highway network at the locations shown in Figure 8.

Figure 8 Traffic Survey Locations



Background Source: OS Data © Crown Copyright 0100031673 (2020)

- 6.3 The traffic survey data is provided in Appendix 2.

### Assessment of Traffic Impacts

- 6.4 The assessment considers the effects of the Proposed Development during construction and operational phases, including the impact of construction and operation vehicle movements on the highway network within the study area.
- 6.5 The assessment takes into account the proposed construction site activities, hours of operation and likely vehicle movements, together with operational vehicle movements.
- 6.6 The impact of the Proposed Development will be measured by the percentage difference between the baseline traffic flows at each junction and the baseline plus construction/operation traffic flows.

# 7. Highway Network Assessment

## Baseline Traffic

- 7.1 The Classified Turning Count surveys were undertaken on Thursday 19<sup>th</sup> March 2020.
- 7.2 A summary of total vehicles and HGV flows through each junction for AM and PM network peak hours and PM development peak hour baseline traffic on the junctions between the Site and Chattenden is provided in Table 10.

**Table 10 Summary of Baseline Traffic**

Reference	Junction	Time	Total Vehicles	HGV	HGV%
1	Eschol Road / Kingsnorth Industrial Estate	AM (07:00-08:00)	278	81	29%
		PM (16:00-17:00)	393	74	19%
		PM (18:00-19:00)	124	35	28%
2	Eschol Road / Stoke Road	AM (07:00-08:00)	302	79	26%
		PM (16:00-17:00)	422	69	16%
		PM (18:00-19:00)	160	34	21%
3	Stoke Road / Ropers Lane	AM (07:15-08:15)	430	103	24%
		PM (16:15-17:15)	605	69	11%
		PM (18:00-19:00)	268	42	16%
4	Ropers Lane / A228	AM (07:15-08:15)	1264	197	16%
		PM (16:15-17:15)	1390	111	8%
		PM (18:00-19:00)	726	72	10%
5	A228 / Bell's Lane / Dux Ct Road	AM (07:15-08:15)	2048	243	12%
		PM (16:15-17:15)	2022	137	7%
		PM (18:00-19:00)	1180	80	7%
6	A228 / Main Road Hoo	AM (07:15-08:15)	2815	301	11%
		PM (16:15-17:15)	2737	157	6%
		PM (18:00-19:00)	1573	87	6%
7	A228 / A289 / B2108	AM (07:15-08:15)	5035	528	10%
		PM (16:30-17:30)	4900	294	6%
		PM (18:00-19:00)	3132	87	3%

- 7.3 Typically, the baseline activity is identified to be greater in the PM network peak hour than the AM network peak hour. As set out in Paragraph 5.6, while the construction AM peak hour falls at a similar time to the network AM peak hour, the construction PM peak hour (18:00-19:00) falls at a time that the network has significantly lower traffic flows and therefore is unlikely to have a material impact.
- 7.4 It should be noted that these surveys were undertaken during a time of uncertainty in the UK. In response to the Covid-19 pandemic, the UK Government advised against non-essential travel on 16<sup>th</sup> March 2020. On 23<sup>rd</sup> March 2020 a nationwide lockdown was announced, and the public were told to stay at home and only leave for essentials. Whilst this may have impacted traffic flows recorded in the surveys, it was agreed with Medway Council that in anticipation of lower levels of traffic movement in the baseline, the proportional impact of the development would still provide appropriate analysis as it would be based on a robust or worst case assessment.

## Traffic Growth

- 7.5 TEMPro growth factors have been applied to the 2020 AM and PM peak hour flows to a peak construction year of 2023, and opening year of 2025. The growth factors applied are shown in Table 11.

**Table 11 TEMPro Growth Factors**

Years	Peak Hour	Growth Factor
2020-2023	AM	1.0445
	PM	1.0444
2020-2025	AM	1.0710
	PM	1.0712

## Construction Phase Assessment

- 7.6 The total traffic flows at each junction in the peak construction year of 2023 has been provided in Table 12, and full calculations in Appendix 1D.
- 7.7 The peak construction traffic associated with the Proposed Development has been added to this and percentage change calculated to understand the impact of the construction traffic on the local highway network.
- 7.8 It should be noted that the trip generation activity, which in itself is temporary, is a worst case assessment as it reflects maximum activity on any given day and it is not considered to be reflective of typical activity during this period.
- 7.9 A review of the surveyed traffic data at the key junctions in the vicinity of the Site, between Eschol Road / Kingsnorth Industrial Estate and Ropers Road / A228, indicates that the busiest hour on the network is either 16:00-17:00 or 16:15-17:15 depending on the junction. The level of base traffic at these junctions at these times is noted to be significantly greater than the base traffic flows for the hours coinciding with the AM and PM development peaks of 07:00-08:00 and 18:00-19:00 respectively.
- 7.10 The construction activities are forecast to generate eight vehicle movements, of which four are HGVs, between 16:00 and 17:00. Given the very low absolute level of additional traffic, and the change equating to between 1% and 2% of total traffic flow and between 3% and 5% of HGV flow, the level of change is not considered to represent a significant alteration to the base level of traffic and would be within the expected standard day to day variation of traffic flows. This is without considering that the percentage change may be overestimated given the suppression of baseline traffic flows as a result of Covid-19.
- 7.11 The percentage impact of the construction activities has been identified to be greatest between 07:00-08:00 and 18:00-19:00 at those junctions closest to the site, with the change in total flows varying between 6% and 56% and the HGV percentage increasing by between 2% and 11%. While this in part reflects a greater absolute level of vehicular traffic, it also correlates with lower base flows. The level of additional development traffic during these hours equates to 73 vehicles, of which only four are forecast to be HGVs. The level of HGV increase in these periods is not considered significant and is well within the expected day to day variation of existing goods vehicle movements to and from, for example, the London Medway Commercial Park at Kingsnorth. The additional vehicle increase is of the order of just over one per minute.
- 7.12 Furthermore, reviewing the junction flows between the A228 and the Site identifies that the base plus construction activity traffic flows for the hours 07:00-08:00 and 18:00-19:00 would still be below those observed in the base for the 16:00-17:00 / 16:15-17:15 period at each of the junctions. This indicates that the construction activity would not be expected to result in these junctions operating any closer to capacity than they currently operate at peak times and on this basis it is not considered to have any materially significant impact on their operation.
- 7.13 Further afield, the junctions to the west of the Ropers Lane / A228 junction are forecast to have a percentage change in both total and HGV traffic flows of between 0% and 3% in the network AM and PM peaks respectively. This is not considered material noting daily variations in traffic and the potential

suppression of base traffic flows. The PM peak of 18:00-19:00 shows up to a 5% change in total and HGV traffic flows at these junctions as a consequence of construction activities, however this is against a base flow which is between 55% and 65% of the AM peak base flow. Therefore, these junctions would be expected to continue to operate significantly below capacity when compared to peak times and the construction activities would not have a material impact on their operation.

## Mitigation of Construction Impacts

- 7.14 A Construction Logistics Plan (CLP) will be prepared to define the overall transport of construction materials and equipment to the Site, including the modes of transport (such as water borne transport to local ports), delivery of abnormal loads and encouragement of sustainable freight transport to contribute to Policy T1 of the Medway draft New Local Plan.
- 7.15 A Construction Traffic Management Plan (CTMP) will also be prepared prior to construction to define the measures to minimise impacts of construction vehicles, including:
- Designated routes for construction vehicles;
  - Timing and delivery scheduling;
  - Information to be provided to delivery drivers;
  - Traffic management and requirements when driving on internal site roads;
  - Measures influencing construction vehicles and deliveries (e.g. emergency response plans and procedures, vehicle cleaning, dust control, road sweeping/washing, etc);
- 7.16 The CLP and CTMP will be prepared in consultation with Medway Highways, the MedwayOne commercial park owner at the former Kingsnorth Power Station site, neighbouring land-owners and the local community.

Table 12 Construction Percentage Change

Ref	Junction	Time	2023		2023 Plus Peak Construction Traffic		Absolute Change		Percentage Change	
			Total Vehicles	HGV	Total Vehicles	HGV	Total Vehicles	HGV	Total Vehicles	HGV
1	Eschol Road / Kingsnorth Industrial Estate	AM (07:00-08:00)	290	85	363	88	73	4	25%	5%
		PM (16:00-17:00)	410	77	419	81	8	4	2%	5%
		PM (18:00-19:00)	130	37	202	40	73	4	56%	11%
2	Eschol Road / Stoke Road	AM (07:00-08:00)	315	83	388	86	73	4	23%	5%
		PM (16:00-17:00)	441	72	449	76	8	4	2%	5%
		PM (18:00-19:00)	167	36	240	39	73	4	44%	11%
3	Stoke Road / Ropers Lane	AM (07:15-08:15)	449	108	522	111	73	4	16%	4%
		PM (16:15-17:15)	632	72	640	76	8	4	1%	5%
		PM (18:00-19:00)	280	44	353	48	73	4	26%	9%
4	Ropers Lane / A228	AM (07:15-08:15)	1320	206	1393	210	73	4	6%	2%
		PM (16:15-17:15)	1452	116	1460	120	8	4	1%	3%
		PM (18:00-19:00)	758	75	831	79	73	4	10%	5%
5	A228 / Bell's Lane / Dux Ct Road	AM (07:15-08:15)	2139	254	2204	258	65	4	3%	2%
		PM (16:15-17:15)	2112	143	2120	147	8	4	0%	3%
		PM (18:00-19:00)	1232	84	1297	87	65	4	5%	5%
6	A228 / Main Road Hoo	AM (07:15-08:15)	2940	314	3005	318	65	4	2%	1%
		PM (16:15-17:15)	2859	164	2866	168	8	4	0%	2%
		PM (18:00-19:00)	1643	91	1708	95	65	4	4%	4%
7	A228 / A289 / B2108	AM (07:15-08:15)	5259	551	5324	555	65	4	1%	1%
		PM (16:30-17:30)	5118	307	5125	311	8	4	0%	1%
		PM (18:00-19:00)	3271	91	3336	95	65	4	2%	4%

## Operational Phase Assessment

- 7.17 The total traffic flows at each junction in the operational year of 2025 has been provided in Table 13 and full calculations in Appendix 1D. The operation traffic has been added to this and percentage change calculated to understand the impact of the operational traffic on the local highway network.
- 7.18 The impact of operational traffic is considered to be negligible with the greatest impact at the Eschol Road/Kingsnorth Industrial Estate of 7% increase in traffic in the AM and 3% in the PM peak hour. There are larger differences in HGV traffic (up to 9%), particularly in the AM peak hour when servicing and maintenance vehicles are, as a worst case, expected to arrive and depart. This accounts for eight two-way movements and equates to less than one vehicle arriving every 8 minutes. Therefore, the impact of the proposed operation is not considered to be materially significant.

Table 13 Operation Percentage Change

Ref	Junction	Time	2025		2025 Plus Operation Traffic		Absolute Change		Percentage Change	
			Total Vehicles	HGV	Total Vehicles	HGV	Total Vehicles	HGV	Total Vehicles	HGV
1	Eschol Road / Kingsnorth Industrial Estate	AM (07:00-08:00)	298	87	318	95	20	8	7%	9%
		PM (16:00-17:00)	421	79	433	79	12	0	3%	0%
2	Eschol Road / Stoke Road	AM (07:00-08:00)	323	85	343	93	20	8	6%	9%
		PM (16:00-17:00)	452	74	464	74	12	0	3%	0%
3	Stoke Road / Ropers Lane	AM (07:15-08:15)	461	110	481	118	20	8	4%	7%
		PM (16:15-17:15)	648	74	660	74	12	0	2%	0%
4	Ropers Lane / A228	AM (07:15-08:15)	1354	211	1374	219	20	8	1%	4%
		PM (16:15-17:15)	1489	119	1501	119	12	0	1%	0%
5	A228 / Bell's Lane / Dux Ct Road	AM (07:15-08:15)	2193	260	2212	268	19	8	1%	3%
		PM (16:15-17:15)	2166	147	2177	147	11	0	0%	0%
6	A228 / Main Road Hoo	AM (07:15-08:15)	3015	322	3033	330	19	8	1%	2%
		PM (16:15-17:15)	2932	168	2942	168	11	0	0%	0%
7	A228 / A289 / B2108	AM (07:15-08:15)	5392	565	5411	573	19	8	0%	1%
		PM (16:30-17:30)	5249	315	5259	315	11	0	0%	0%



## 8. Summary and Conclusions

- 8.1 AECOM have been commissioned by GridLink Interconnector Limited to prepare a Transport Statement to support the Outline Planning Application for a proposed converter station serving a new electricity interconnector between the UK and France.
- 8.2 The Site is located within the former Kingsnorth Power Station on the Hoo Peninsula in Medway. Demolition of Kingsnorth Power Station has been undertaken and the Site is currently vacant.
- 8.3 The Site is accessed from a private road connecting to Eschol Road where a gate and security checkpoint is located. Access to the Strategic Road Network can be gained from the A2/M2 via the A289, Four Elms Hill/Peninsula Way, which in turn is accessed via Ropers Lane, Stoke Road and Eschol Road. The access route does not pass through any existing residential areas.
- 8.4 The Site has limited connectivity to public transport with the closest bus stop located approximately 3km west from the Site in Hoo St Werburgh and the closest railway station approximately 10km west in Strood.
- 8.5 Hoo St Werburgh is the closest residential settlement located approximately 2.5km west from the site entrance and would not be unreasonable to assume that trips could be made to the Site by foot or cycle, especially during the operational phase of the development. As part of the development of the London Medway Commercial Park, Ropers Lane, Stoke Road and Eschol Road have all undergone major upgrades and are provided with a shared pedestrian footway and cycleway on one or both sides of the carriageway. This connects to an existing shared footway and cycleway that runs along the southern side of the A228.
- 8.6 A review of highway safety has been undertaken using the most recent five-years of accident data for the highway network between the proposed site and the A228. Of the nine accidents recorded, seven were slight and two were serious. Two clusters were identified at the A228/Ropers Lane roundabout junction and along Stoke Road, however, none were considered to be as a result of the highway network and therefore no further investigation is required.
- 8.7 Subject to planning permission, construction is anticipated to begin January 2022 and finish January 2025. Based on these dates and the construction programme, the peak month for construction activity has been identified as February/March 2023. Based on the data provided, it is expected that there will be a total of 73 vehicles arriving and departing in the peak construction activity hours, of which four will be HGVs. It has been assumed that these HGVs will access the Site via the A2/M2, and staff trips have been distributed on the highway network based on Journey to Work data from the 2011 Census.
- 8.8 Operational movements will be very limited and limited to a small number of staff movements each day along with limited requirements for regular maintenance and occasional plant replacement. As such, the level of movements on the local highway network on a typical day associated with the operation of the Proposed Development have been assessed as minimal and the operational impact will therefore be negligible.
- 8.9 The assessment of the construction and operation phase focuses on the impact it will have at seven locations between the Site and Chattenden. Traffic surveys at these junctions were carried out on Thursday 19<sup>th</sup> March 2020 and whilst they were undertaken at the beginning of the Covid-19 pandemic, it was agreed with Medway Council that the proportional impact of the development against a potentially suppressed level of baseline traffic movements would still be appropriate and would provide a robust or worst case analysis.
- 8.10 The baseline traffic at junctions identified the PM network peak hour (16:00-17:00) to have greater flows than the AM network peak hour (07:00-08:00). The peak construction hour was identified as 18:00-19:00, however the baseline records significantly lower traffic flows compared to the network peak hours and therefore is unlikely to have a material impact.

- 8.11 It should be noted that the construction trip generation activity, which in itself is temporary, reflects maximum activity on any given day and is not considered to be reflective of typical activity during this period. However, the impact at junctions during construction and operation is considered to be negligible and should be permitted in line with Policy T1 of the Medway Local Plan.
- 8.12 Based on the assessment carried out, there has been no significant impact identified on the highway network either in terms of construction or operation phases and therefore, there are no reasons for refusing this planning application on highway grounds as per Paragraph 109 of the NPPF.

# Appendix 1A Figures

Figure 1 Application Site and Wider Context Plan

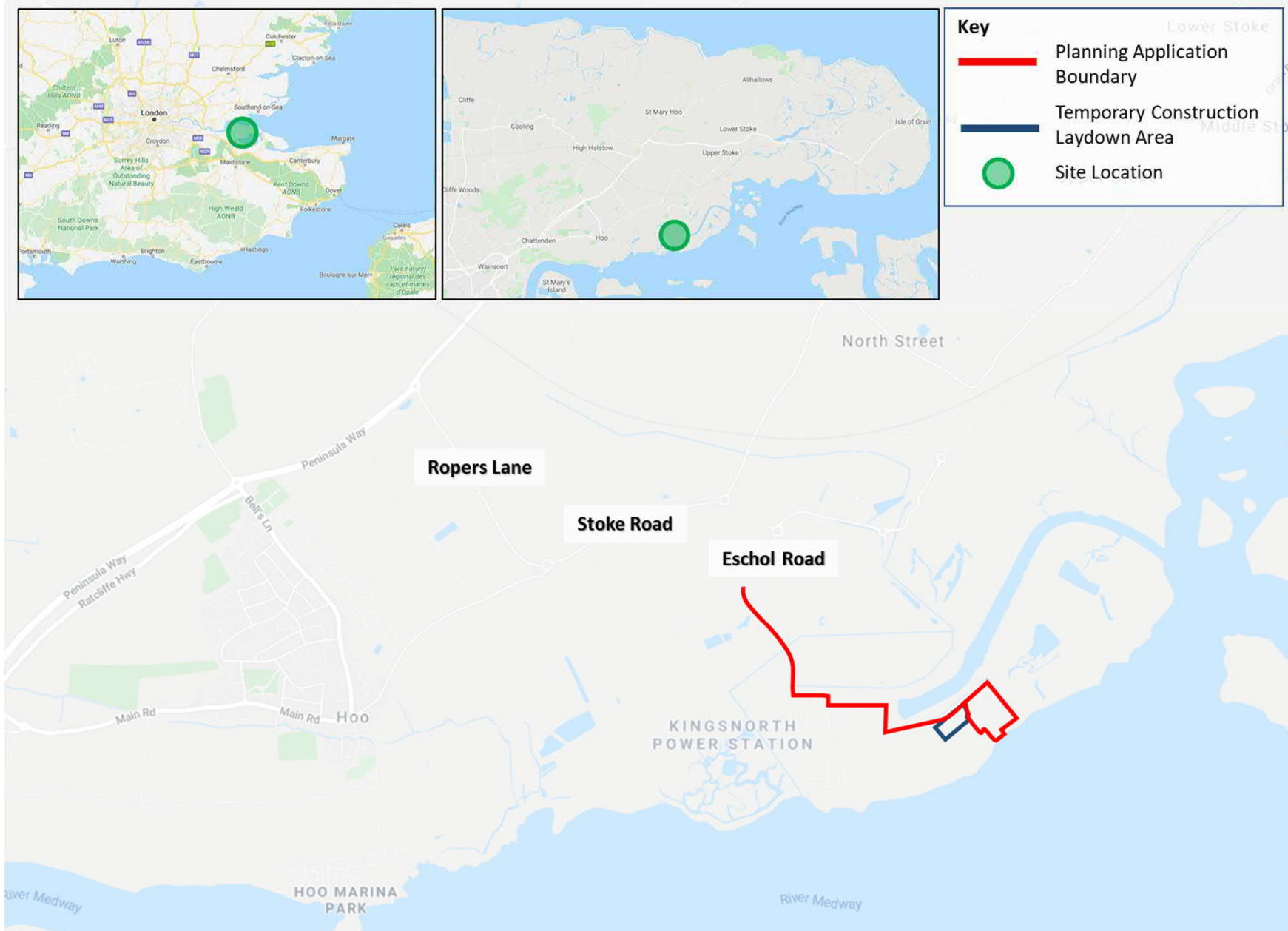


Figure 2 Highway Network

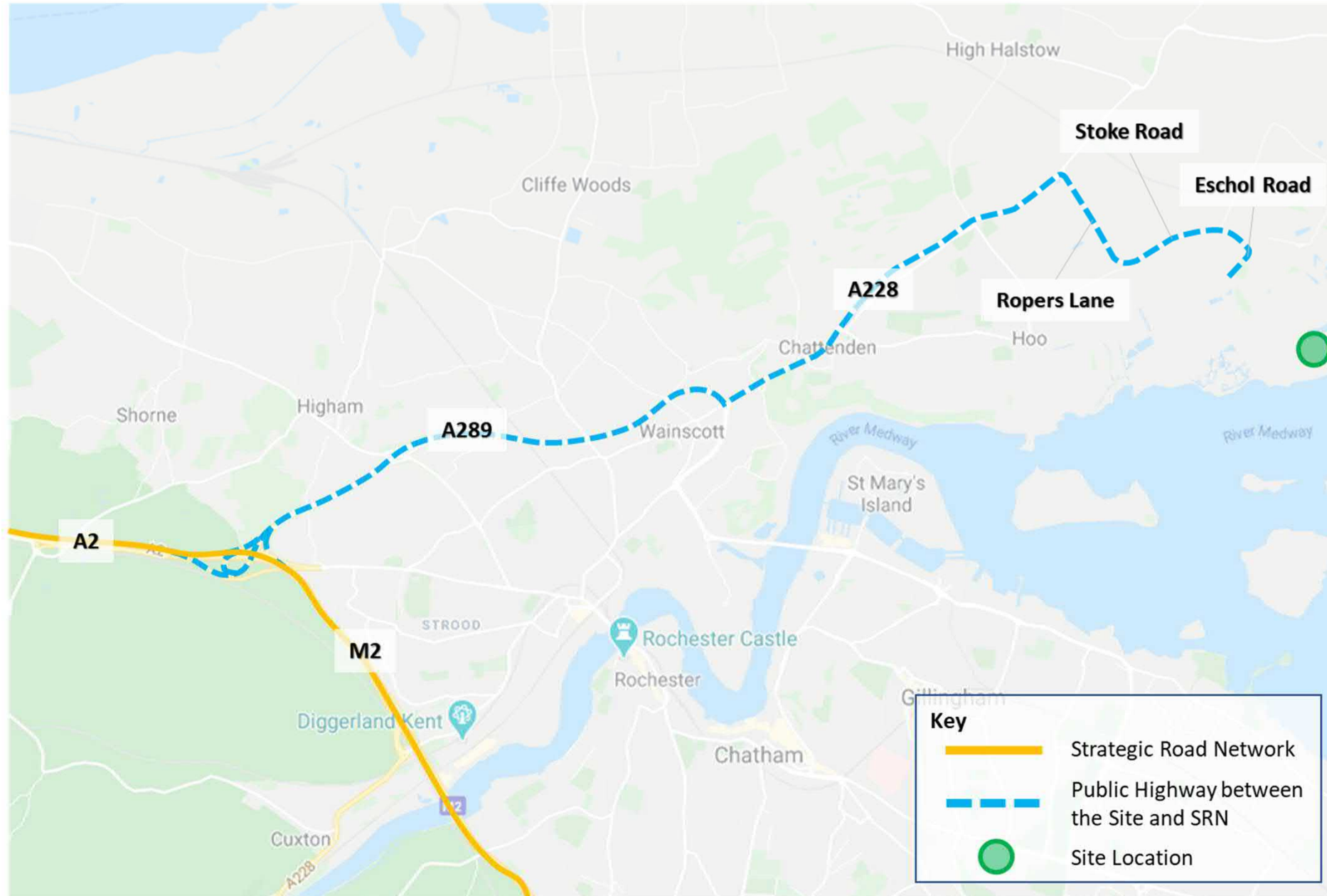


Figure 3 National Cycling Network in Vicinity of Site

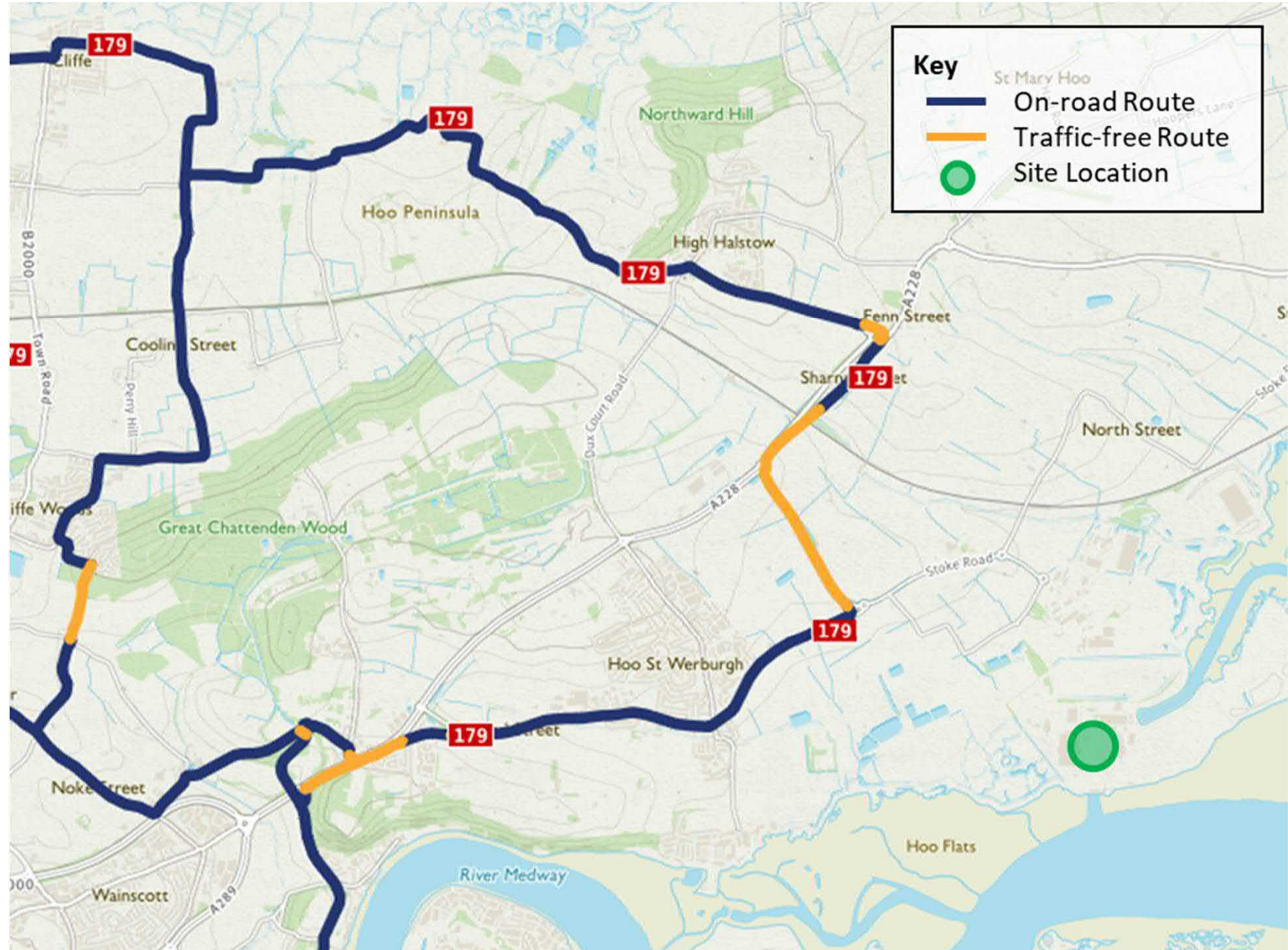


Figure 4 Accident Locations within Most Recent Five-year Period

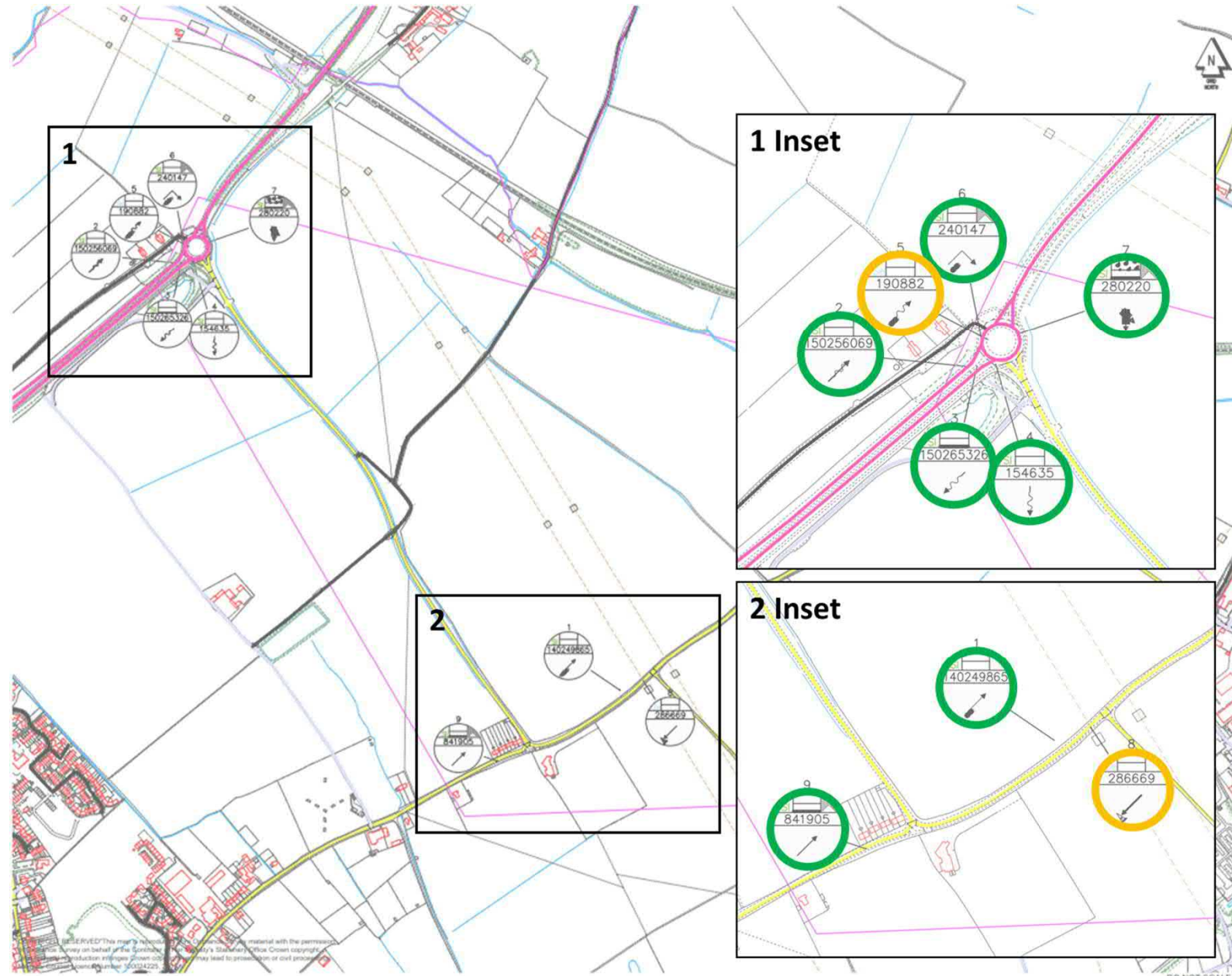


Figure 5 The Proposed Development

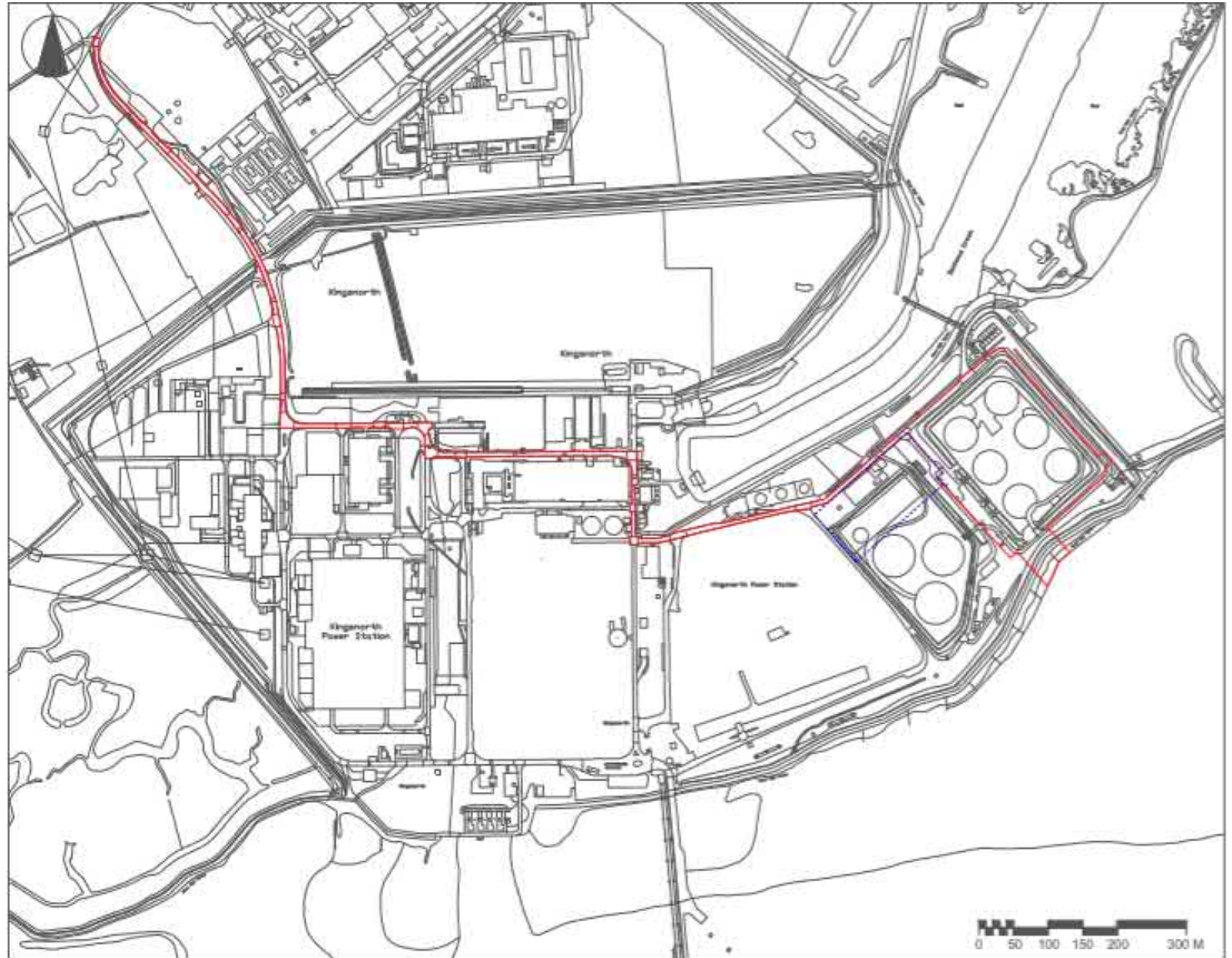




Figure 6 Internal  
Access Rout to  
Red Line  
Boundary

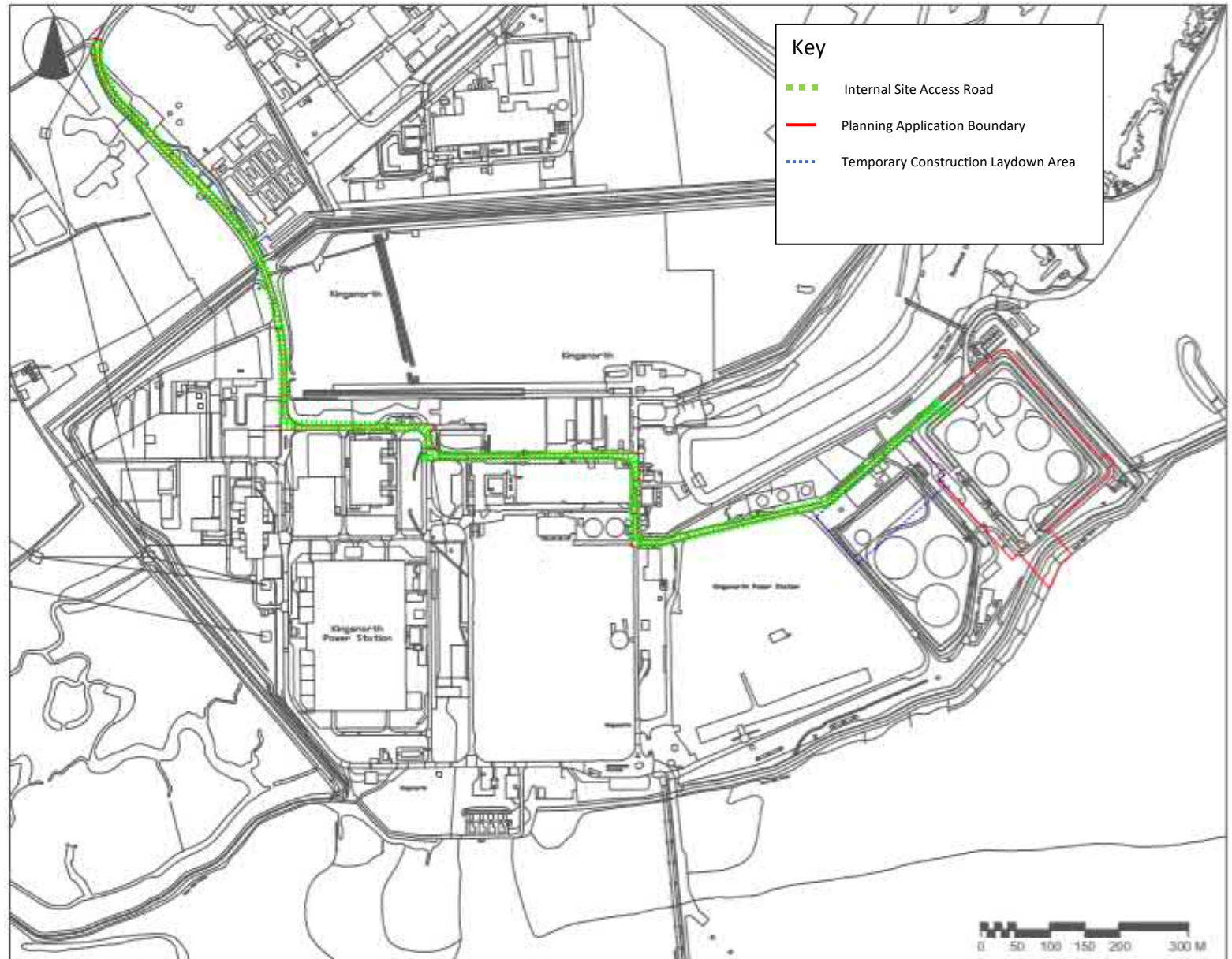


Figure 7 Maximum Daily Construction Vehicles

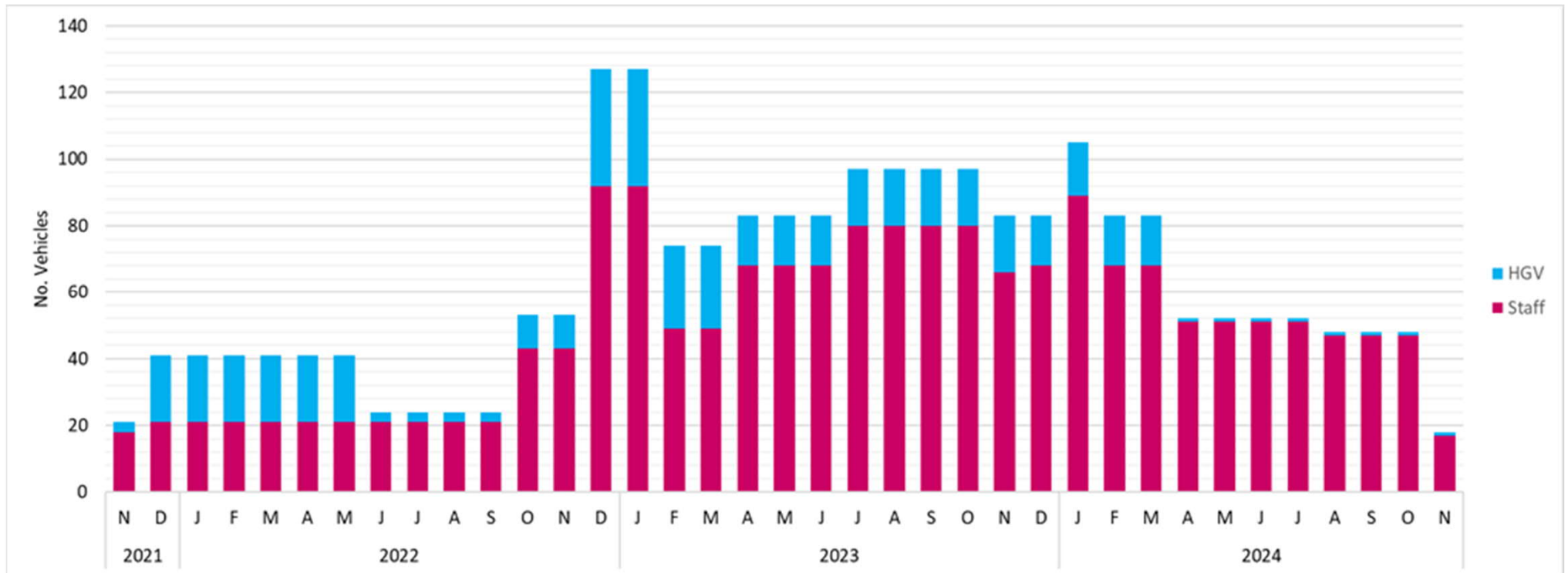
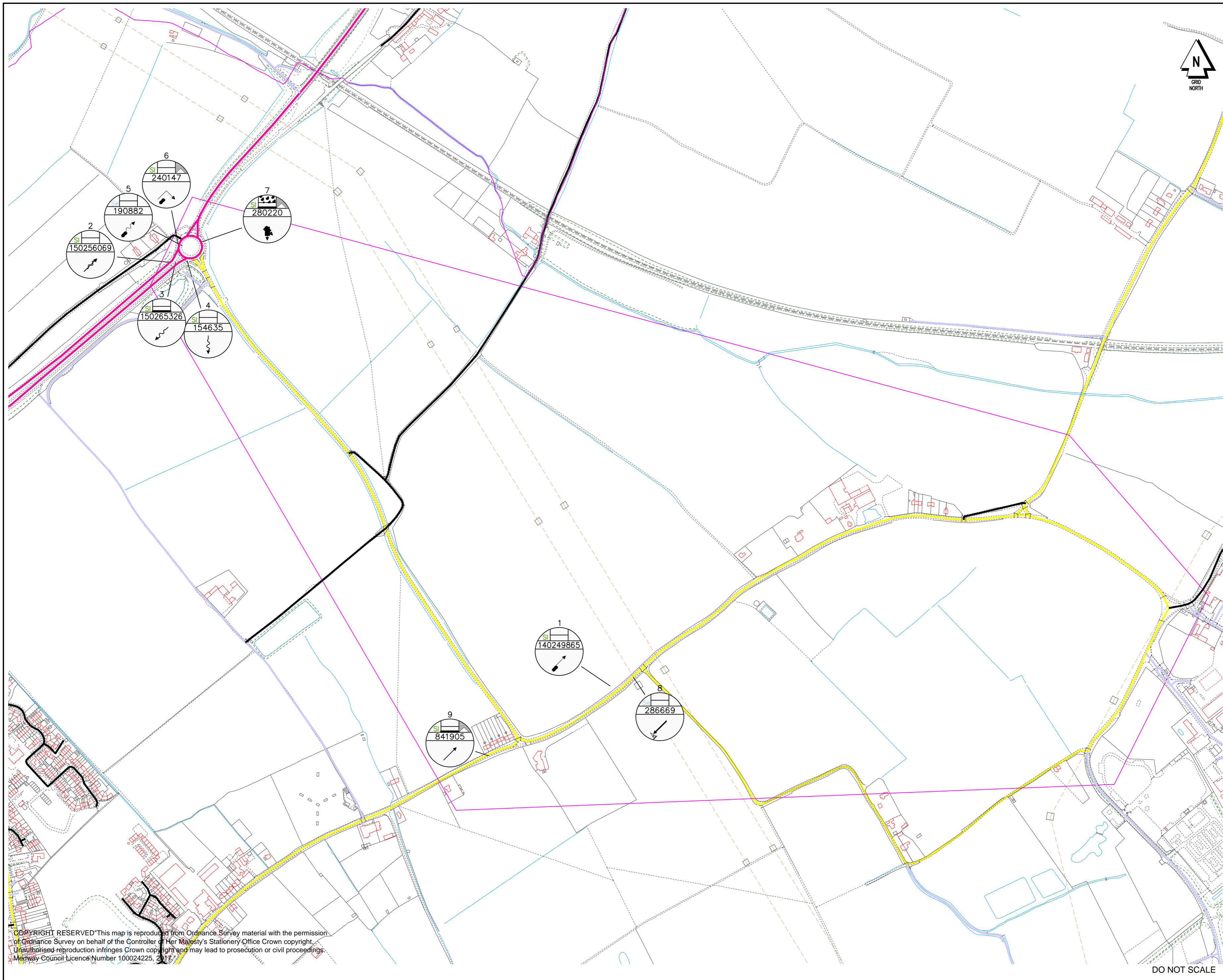


Figure 8 Traffic Survey Locations



# Appendix 1B Highway Safety



COPYRIGHT RESERVED This map is reproduced from Ordnance Survey material with the permission of Ordnance Survey on behalf of the Controller of Her Majesty's Stationery Office Crown copyright. Unauthorised reproduction infringes Crown copyright and may lead to prosecution or civil proceedings. Medway Council Licence Number 100024225, 2017.



Rev.	Description	By	Date	Chk'd	Auth

Status	
--------	--



REGENERATION, CULTURE, ENVIRONMENT & TRANSFORMATION DIRECTORATE  
 HIGHWAYS DESIGN AND ADOPTIONS  
 GUN WHARF  
 DOCK ROAD, CHATHAM  
 KENT, ME4 4TR Tel. (01634) 306000

Project Ropers Lane and Stoke Road, Hoo

Title Plot of crashes July 2014 to end June 2019

Scale 1:5000	Drawn CGR	Checked MJ	Approved	
	Date 07/3/20	Date Mar'20	Date	
Drawing Number				Rev

DO NOT SCALE

Date: 20-March-2020

Time: 11:30:05

Title:

Requested output: **F- Print (Full print) Crash Report**

Date: 20-March-2020

There were 9 reported crashes resulting in injury

## F - Print Crash Report

Date: 20-March-2020

Time: 11:30

<b>No.1</b>		Road <b>U</b> Section <b>135</b>	Map ref: E579435 N173031	Parish: District: Medway
Location	<b>Stoke Road 100M E of J/W Ropers Lane, Rochester</b>			
Description	V1 (M/Cycle) was Travelling Along Stoke Road when it Clipped the Nearside Kerb. this Caused the Rider to Lose Control of V1. V1 left the Carriageway to the Offside onto the Grass Verge. no Other Vehicles Were Involved in the Collision.			
Severity SLIGHT	Date: 20/11/2014 Thu 15:00	L	Road Surface Dry Weather Fine	Speed limit 50mph
Single carriageway	Not at or within 20m of junction No Human control within 50m			

<b>Vehicle details</b> Crash involved 1 vehicle					
vehicle type	location	movement	dir	veh hit	sex
registration		b-test	1st hit	damaged	age
1 m/cycle <= 50cc	not at junction	going ahead other	SW -> NE	0	male
	left c'way Offside	not requested	nearside		17

<b>Casualty details</b> Crash resulted in 1 casualty						
class	severity	pedestrian location	dir	seat belt	PSV passenger	sex
		pedestrian movement	school name		**to/from school	age
driver/rider	SLIGHT					male
in veh 1						17

## F - Print Crash Report

Date: 20-March-2020

Time: 11:30

<b>No.2</b>		Road <b>A228</b> Section <b>178</b>	Map ref: E578553 N173880	Parish: District: Medway
Location	<b>A288 Ratcliffe Highway/Peninsula Way at Jct 20 Yards from Ratcliffe Highway/Ropers Lane, Rochester</b>			
Description	V1 Collided (At Speed) with Rear of V2 Causing it to Lose Control and Impact with Barriers on Nearside and Offside.			
Severity SLIGHT	Date: 03/05/2015 Sun 15:00	L	Road Surface Dry Weather Fine	Speed limit 60mph
Dual carriageway	Roundabout No Human control within 50m			

<b>Vehicle details</b> Crash involved 2 vehicles					
vehicle type	location	movement	dir	veh hit	sex
registration		b-test	1st hit	damaged	age
1 car	approaching or parked on approach	going ahead other	SW -> NE	2	male
	did not leave c'way	negative	front		43
2 car	approaching or parked on approach	going ahead other	SW -> NE	1	male
	left c'way near-side	negative	back		35

<b>Casualty details</b> Crash resulted in 2 casualties						
class	severity	pedestrian location	dir	seat belt	PSV passenger	sex
		pedestrian movement		school name	**to/from school	age
driver/rider	SLIGHT					male
in veh 2						35
passenger	SLIGHT					male
in veh 2						54



F - Print Crash Report

Date: 20-March-2020

Time: 11:30

<b>No.3</b>	Road <b>A228</b> Section <b>178</b>	Map ref: E578565 N173880	Parish: 139
Location	<b>A228 Jw Ropers Lane, Hoo, Rochester, Kent</b>		
Description	D1 was Driving Along the A228 on Their Way to Work in Chattenden Primary School. Whilst Negotiating the Roundabout They Lost Control of Their Car, Hitting the Central Reservation Coming to Rest on the Kerb on the left Hand Side of the Road. on Impact the Airbags Deployed Causing a Slight Injury to Their right Arm and Neck Pain.		
Severity SLIGHT	Date: 16/12/2015 Wed 08:21	L	Road Surface Wet Weather Fine
Dual carriageway		Roundabout No Human control within 50m	

Vehicle details						
Crash involved 1 vehicle						
vehicle type	location	movement	dir	veh hit	sex	
registration		b-test	1st hit	damaged	age	
1 car	leaving roundabout	going ahead other	NE -> SW	0	female	
	left c'way offside and rebounded	negative	front		20	

Casualty details						
Crash resulted in 1 casualty						
class	severity	pedestrian location	dir	seat belt	PSV passenger	sex
		pedestrian movement	school name	**to/from school		age
driver/rider	SLIGHT					female
in veh 1						20

## F - Print Crash Report

Date: 20-March-2020

Time: 11:30

<b>No.4</b>		Road <b>A228</b> Section	Map ref: E578588 N173883	Parish: District: Medway
Location	<b>A228 Peninsula Way at Junction Ropers Lane, Rochester</b>			
Description	THE DRIVER HAS COLLECTED A FULL LOAD WEIGHING 26 TONNES FROM THAMESPORT. V1 HAS DRIVEN OFF THE RATCLIFFE HIGHWAY ONTO THE ROUNDABOUT LEADING ONTO PENINSULA WAY. WHILST DRIVING ON THE ROUNDABOUT DRIVER HAS LOOKED IN WING MIRROR AND SEEN THAT THE BOX CONTAINER TRAILER IS UNBALANCED AND LEANING OVER. THE DRIVER WAS UNABLE TO STRAIGHTEN THE VEHICLE ON THE ROUNDABOUT AND THE LORRY THEREFORE TURNED OVER ON ITS NEAR SIDE. THE DRIVER PROVIDED A NEGATIVE BREATH TEST.			
Severity SLIGHT	Date: 06/02/2017 Mon 12:36	L	Road Surface Dry Weather Fine	Speed limit 70mph
Roundabout	Roundabout No Human control within 50m			

Vehicle details						Crash involved 1 vehicle					
vehicle type	location	movement		dir	veh hit	sex					
registration		b-test	1st hit	damaged	age						
1 goods unknown	mid junction	going ahead other	N -> SW	0	male						
weight	did not leave c'way	negative	nearside	51							

Casualty details								Crash resulted in 1 casualty							
class	severity	pedestrian location			dir	seat belt	PSV passenger			sex					
		pedestrian movement			school name			**to/from school			age				
driver/rider	SLIGHT									male					
in veh 1											51				

## F - Print Crash Report

Date: 20-March-2020

Time: 11:30

<b>No.5</b>		Road <b>A228</b> Section <b>178</b>	Map ref: E578578 N173913	Parish: 139	
Location		<b>A228 Peninsula Way at Junction with A228 Ropers Lane Roundabout, Rochester</b>			
Description		V1 travelling on the A228 towards Grain. At the roundabout at Roper's Lane V1 misjudged its speed and road position and consequently collided with the roundabout kerb. This resulted in the driver of V1 coming off the vehicle with the momentum carrying the driver on the road along with V1. No other vehicles or persons involved. No roadside furniture was damaged			
Severity <b>SERIOUS</b>	Date: 13/05/2017 Sat 17:15	L	Road Surface Dry Weather Fine	Speed limit 70mph	
Roundabout		Roundabout No Human control within 50m			

Vehicle details						
Crash involved 1 vehicle						
vehicle type	location	movement	dir	veh hit	sex	
registration		b-test	1st hit	damaged	age	
1 m/cycle > 500cc	mid junction	going ahead other	SW -> NE	0	male	
	did not leave c'way	not requested	front		36	

Casualty details						
Crash resulted in 1 casualty						
class	severity	pedestrian location	dir	seat belt	PSV passenger	sex
		pedestrian movement	school name	**to/from school		age
driver/rider	<b>SERIOUS</b>					male
in veh 1						36

## F - Print Crash Report

Date: 20-March-2020

Time: 11:30

<b>No.6</b>		Road <b>A228</b> Section	Map ref: E578573 N173901	Parish:	
Location		<b>A228 Peninsula Way at Junction with A228 Ropers Lane Roundabout, Rochester</b>			
Description		V1 entered the roundabout in lane 2 turning right, on entering the roundabout V1 struck a ratchet strap already in the road. D1 fell from the vehicle colliding with the roundabout.			
Severity SLIGHT	Date: 11/11/2017 Sat 18:04	DRK STL	Road Surface Dry Weather Fine	Speed limit 70mph	
Roundabout		Roundabout No Human control within 50m			

<b>Vehicle details</b> Crash involved 1 vehicle					
vehicle type	location	movement	dir	veh hit	sex
registration		b-test	1st hit	damaged	age
1 m/cycle > 500cc	entering roundabout	turning right	SW -> SE	0	male
	did not leave c'way	negative	front		47

<b>Casualty details</b> Crash resulted in 1 casualty						
class	severity	pedestrian location	dir	seat belt	PSV passenger	sex
		pedestrian movement	school name		**to/from school	age
driver/rider in veh 1	SLIGHT					male 47

## F - Print Crash Report

Date: 20-March-2020

Time: 11:30

<b>No.7</b>		Road <b>U</b> Section	Map ref: E578615 N173920	Parish: District: Medway
Location	<b>Ropers Lane at unction with A228 Ropers Lane Roundabout, Rochester</b>			
Description	Vehicle 2 was driving towards roundabout junction, Vehicle 1 came from the right at speed towards V2 on the roundabout. V2 subsequently slammed on the brakes, V1 also attempted to slam on the brakes, skidded and went in to the back of V2.			
Severity SLIGHT	Date: 13/03/2018 Tue 22:05	DRK STL	Road Surface Wet Weather Rain	Speed limit 70mph
Roundabout	Roundabout No Human control within 50m			

<b>Vehicle details</b> Crash involved 2 vehicles					
vehicle type	location	movement	dir	veh hit	sex
registration		b-test	1st hit	damaged	age
1 goods 3.5 - 7.5t	leaving main road	starting	N -> S	2	male
	left c'way near-side	negative	front		29
2 car	entering roundabout	starting	NW -> SE	1	female
	left c'way near-side	negative	back		27

<b>Casualty details</b> Crash resulted in 1 casualty						
class	severity	pedestrian location	dir	seat belt	PSV passenger	sex
		pedestrian movement	school name		**to/from school	age
driver/rider in veh 2	SLIGHT					female 27

## F - Print Crash Report

Date: 20-March-2020

Time: 11:30

<b>No.8</b>		Road <b>C8</b> Section	Map ref: E579482 N173048	Parish: District: Medway
Location	<b>C8 Stoke Road, Rochester</b>			
Description	V1 was travelling South West along Stoke Road towards Ropers Lane. The injured party was walking her dog and stepped out into the road from the South kerb to head North. She did this into the path of the van. It is unclear at this stage whether or not the dog walked out into the road taking her with it. It appears she failed to look before crossing and the van was too close to stop in time, the van took avoiding action to turn onto the oncoming lane to avoid hitting her as she ran to cross to avoid the van.			
Severity <b>SERIOUS</b>	Date: 23/04/2018 Mon 17:25	L	Road Surface Dry Weather Fine	Speed limit 50mph
Single carriageway		Not at or within 20m of junction No Human control within 50m		

Vehicle details						Crash involved 1 vehicle					
vehicle type	location		movement		dir	veh hit		sex			
registration			b-test	1st hit	damaged		age				
1 goods < 3.5t	not at junction		going ahead other		NE -> SW	0		male			
	left c'way Offside		negative		front			28			

Casualty details										Crash resulted in 1 casualty	
class	severity	pedestrian location			dir	seat belt		PSV passenger		sex	
		pedestrian movement			school name		**to/from school		age		
pedestrian	SERIOUS	In c'way crossing elsewhere			N					female	
hit by veh 1		Crossing from drivers nearside							17		

## F - Print Crash Report

Date: 20-March-2020

Time: 11:30

<b>No.9</b>		Road <b>U</b> Section	Map ref: E579191 N172891	Parish: District: Medway
Location	<b>STOKE ROAD, HOO</b>			
Description	V1 has driven down Stoke Road and has collide with V2 which was stationary . V2 has then been pushed into the front near side of V3 which was stationary . V3 was then pushed into V4 which was also stationary . V4 has then been pushed into stationary V5 .			
Severity SLIGHT	Date: 15/03/2019 Fri 19:27	DRK STL	Road Surface Wet Weather Fine	Speed limit 30mph
Single carriageway		Not at or within 20m of junction No Human control within 50m		

Vehicle details						
Crash involved 5 vehicles						
vehicle type	location	movement		dir	veh hit	sex
registration		b-test	1st hit		damaged	age
1 car	not at junction	going ahead other		SW -> NE	2	male
	did not leave c'way	positive	front			22
2 car	not at junction	parked		P -> P	1	female
	left c'way near-side	not contacted	back			?
3 car	not at junction	parked		P -> P	2	female
	did not leave c'way	not contacted	front			?
4 car	not at junction	parked		P -> P	3	female
	did not leave c'way	not contacted	nearside			?
5 car	not at junction	parked		P -> P	4	female
	did not leave c'way	not contacted	front			?

Casualty details						
Crash resulted in 1 casualty						
class	severity	pedestrian location	dir	seat belt	PSV passenger	sex
		pedestrian movement	school name		**to/from school	age
driver/rider	SLIGHT					male
in veh 1						22

**F - Print Crash Report**

Date: 20-March-2020

Time: 11:30



# Appendix 1C Construction Programme

GRIDLINK INTERCONNECTOR LTD  
 UK CONSTRUCTION - PERSONNEL

MONTH NAME	2022												2023												2024												2025	
	J	F	M	A	M	J	J	A	S	O	N	D	J	F	M	A	M	J	J	A	S	O	N	D	J	F	M	A	M	J	J	A	S	O	N	D	J	
MONTH NO.	1	2	3	4	5	6	7	8	9	10	11	12	13	14	15	16	17	18	19	20	21	22	23	24	25	26	27	28	29	30	31	32	33	34	35	36	37	
CONVERTER STATION																																						
Site remediation and enabling works mobilisation	35																																					
Site remediation and enabling works		35	35	35	35	35	35																															
Construction mobilisation								35																														
Site preparation									35	35	35																											
Civil and foundation works											75	75	75	75																								
Structural and steel erection works													85	85	85	85																						
Mechanical and electrical + control systems installation																	120	120	120	120	120	120	120	120	120	120	120	120	120									
Commissioning and testing																													90	90	90	90						
Trial operations																																			40	40	40	
Landscaping and land restoration																																			35	35	35	
Demobilisation																																					30	
SUBSEA HVDC CABLE HDD SHORE CROSSING																																						
Shore crossing HDD drilling and duct installation																				30	30	30	30	30														
Shore crossing cable pull-in																										40												
ONSHORE HVAC CABLE																																						
HVAC cable trench and duct installation																				10	10	10	10															
HVAC cable pull-in and cable jointing																																						
TOTAL PERSONNEL	35	35	35	35	35	35	35	35	35	35	35	75	75	160	160	85	85	120	130	130	160	160	185	150	150	120	160	120	120	90	90	90	90	75	75	75	30	



GRIDLINK INTERCONNECTOR LTD  
 UK CONSTRUCTION - TOTAL TRAFFIC (PERSONNEL + HGV), AVERAGE DAILY TWO-WAY JOURNEYS

MONTH NAME MONTH NO.	2022												2023												2024												2025			
	J	F	M	A	M	J	J	A	S	O	N	D	J	F	M	A	M	J	J	A	S	O	N	D	J	F	M	A	M	J	J	A	S	O	N	D	J			
CONVERTER STATION																																								
Site remediation and enabling works mobilisation	21																																							
Site remediation and enabling works		41	41	41	41	41	41																																	
Construction mobilisation									24																															
Site preparation									24	24	24																													
Civil and foundation works											53	53	53	53																										
Structural and steel erection works												53	53	53	53																									
Mechanical and electrical + control systems installation																			83	83	83	83	83	83	83	83	83	83	83											
Commissioning and testing																															52	52	52	52						
Trial operations																																					26	26	26	
Landscaping and land restoration																																					22	22	22	
Demobilisation																																							18	
SUBSEA HVDC CABLE HDD SHORE CROSSING																																								
Shore crossing HDD drilling and duct installation																				19	19	19	19	19																
Shore crossing cable pull-in																											24													
ONSHORE HVAC CABLE																																								
HVAC cable trench and duct installation																				14	14	14	14																	
HVAC cable pull-in and cable jointing																																				22				
TOTAL PERSONNEL	21	41	41	41	41	41	41	41	24	24	24	24	53	53	127	127	74	74	83	97	97	116	116	124	102	102	83	107	83	83	52	52	52	52	48	48	48	18		

# Appendix 1D Junction Impact Assessment

Construction			2020			2023			ConstructionTraffic		2023 + Dev			Difference		% Difference	
Reference	Location	Time	Total Vehicles	HGV	HGV %	Total Vehicles	HGV	HGV %	Total Vehicles	HGV	Total Vehicles	HGV	HGV %	Total Vehicles	HGV	Total Vehicles	HGV
1	Eschol Road / Kings North Industrial Estate	AM (07:00-08:00)	278	81	29%	290	85	29%	73	4	363	88	24%	73	4	25%	5%
		PM (16:00-17:00)	393	74	19%	410	77	19%	8	4	419	81	19%	8	4	2%	5%
		PM (18:00-19:00)	124	35	28%	130	37	28%	73	4	202	40	20%	73	4	56%	11%
2	Eschol Road / Stoke Road	AM (07:00-08:00)	302	79	26%	315	83	26%	73	4	388	86	22%	73	4	23%	5%
		PM (16:00-17:00)	422	69	16%	441	72	16%	8	4	449	76	17%	8	4	2%	5%
		PM (18:00-19:00)	160	34	21%	167	36	21%	73	4	240	39	16%	73	4	44%	11%
3	Stoke Road / Ropers Lane	AM (07:15-08:15)	430	103	24%	449	108	24%	73	4	522	111	21%	73	4	16%	4%
		PM (16:15-17:15)	605	69	11%	632	72	11%	8	4	640	76	12%	8	4	1%	5%
		PM (18:00-19:00)	268	42	16%	280	44	16%	73	4	353	48	14%	73	4	26%	9%
4	Ropers Lane / A228	AM (07:15-08:15)	1264	197	16%	1320	206	16%	73	4	1393	210	15%	73	4	6%	2%
		PM (16:15-17:15)	1390	111	8%	1452	116	8%	8	4	1460	120	8%	8	4	1%	3%
		PM (18:00-19:00)	726	72	10%	758	75	10%	73	4	831	79	10%	73	4	10%	5%
5	A228 / Bell's Lane / Dux Ct Road	AM (07:15-08:15)	2048	243	12%	2139	254	12%	65	4	2204	258	12%	65	4	3%	2%
		PM (16:15-17:15)	2022	137	7%	2112	143	7%	8	4	2120	147	7%	8	4	0%	3%
		PM (18:00-19:00)	1180	80	7%	1232	84	7%	65	4	1297	87	7%	65	4	5%	5%
6	A228 / Main Road Hoo	AM (07:15-08:15)	2815	301	11%	2940	314	11%	65	4	3005	318	11%	65	4	2%	1%
		PM (16:15-17:15)	2737	157	6%	2859	164	6%	8	4	2866	168	6%	8	4	0%	2%
		PM (18:00-19:00)	1573	87	6%	1643	91	6%	65	4	1708	95	6%	65	4	4%	4%
7	A228 / A289 / B2108	AM (07:15-08:15)	5035	528	10%	5259	551	10%	65	4	5324	555	10%	65	4	1%	1%
		PM (16:30-17:30)	4900	294	6%	5118	307	6%	8	4	5125	311	6%	8	4	0%	1%
		PM (18:00-19:00)	3132	87	3%	3271	91	3%	65	4	3336	95	3%	65	4	2%	4%

Operation			2020			2025			Operation Traffic		2025 + Dev			Difference		% Difference	
Reference	Location	Time	Total Vehicles	HGV	HGV %	Total Vehicles	HGV	HGV %	Total Vehicles	HGV	Total Vehicles	HGV	HGV %	Total Vehicles	HGV	Total Vehicles	HGV
1	Eschol Road / Kings North Industrial Estate	AM (07:00-08:00)	278	81	29%	298	87	29%	7	8	304	95	31%	7	8	2%	9%
		PM (16:00-17:00)	393	74	19%	421	79	19%	7	0	428	79	19%	7	0	2%	0%
2	Eschol Road / Stoke Road	AM (07:00-08:00)	302	79	26%	323	85	26%	7	8	330	93	28%	7	8	2%	9%
		PM (16:00-17:00)	422	69	16%	452	74	16%	7	0	459	74	16%	7	0	1%	0%
3	Stoke Road / Ropers Lane	AM (07:15-08:15)	430	103	24%	461	110	24%	7	8	467	118	25%	7	8	1%	7%
		PM (16:15-17:15)	605	69	11%	648	74	11%	7	0	655	74	11%	7	0	1%	0%
4	Ropers Lane / A228	AM (07:15-08:15)	1264	197	16%	1354	211	16%	7	8	1360	219	16%	7	8	0%	4%
		PM (16:15-17:15)	1390	111	8%	1489	119	8%	7	0	1496	119	8%	7	0	0%	0%
5	A228 / Bell's Lane / Dux Ct Road	AM (07:15-08:15)	2048	243	12%	2193	260	12%	6	8	2199	268	12%	6	8	0%	3%
		PM (16:15-17:15)	2022	137	7%	2166	147	7%	6	0	2172	147	7%	6	0	0%	0%
6	A228 / Main Road Hoo	AM (07:15-08:15)	2815	301	11%	3015	322	11%	6	8	3021	330	11%	6	8	0%	2%
		PM (16:15-17:15)	2737	157	6%	2932	168	6%	6	0	2938	168	6%	6	0	0%	0%
7	A228 / A289 / B2108	AM (07:15-08:15)	5035	528	10%	5392	565	10%	6	8	5398	573	11%	6	8	0%	1%
		PM (16:30-17:30)	4900	294	6%	5249	315	6%	6	0	5255	315	6%	6	0	0%	0%

## Appendix 2 Traffic Survey Data





SITE: 1  
 LOCATION: Eshcol Road / Kingsnorth Industrial Estate  
 TOTAL ARMS: A B C D

from arm: **A**  
 to arm: **A**

per quarter of an hour

from	to	CAR	LGV	OGV1	OGV2	PSV	MCL	PCL	TOT	PCU
PCU factor		1	1	1.5	2.3	2	0.4	0.2		
INTERVAL		00:15	00:15	00:15	00:15	00:15	00:15	00:15	00:15	00:15
07:00	07:15	0	0	0	0	0	0	0	0	0
07:15	07:30	0	0	0	0	0	0	0	0	0
07:30	07:45	0	0	0	0	0	0	0	0	0
07:45	08:00	0	0	0	0	0	0	0	0	0
08:00	08:15	0	0	0	0	0	0	0	0	0
08:15	08:30	0	0	0	0	0	0	0	0	0
08:30	08:45	0	0	0	0	0	0	0	0	0
08:45	09:00	0	0	0	0	0	0	0	0	0
09:00	09:15	0	0	0	0	0	1	0	1	0.4
09:15	09:30	0	0	0	0	0	0	0	0	0
09:30	09:45	0	0	0	0	0	0	0	0	0
09:45	10:00	0	0	0	0	0	0	0	0	0
16:00	16:15	0	0	0	0	0	0	0	0	0
16:15	16:30	0	0	0	0	0	0	0	0	0
16:30	16:45	0	0	0	0	0	0	0	0	0
16:45	17:00	0	0	1	0	0	0	0	1	1.5
17:00	17:15	0	0	0	0	0	0	0	0	0
17:15	17:30	0	0	0	0	0	0	0	0	0
17:30	17:45	0	0	0	0	0	0	0	0	0
17:45	18:00	0	0	0	0	0	0	0	0	0
18:00	18:15	0	0	0	0	0	0	0	0	0
18:15	18:30	0	0	0	0	0	0	0	0	0
18:30	18:45	0	0	0	0	0	0	0	0	0
18:45	19:00	0	0	0	0	0	0	0	0	0
P/TOT		0	0	1	0	0	1	0	2	1.9
Period I Total:		0	0	0	0	0	1	0	1	0.4
Period II Total:		0	0	1	0	0	0	0	1	1.5

period I period II

from: 07:00 16:00  
 to: 10:00 19:00

DATE: 19/03/2020  
 DAY: Thursday

per hour

from	to	CAR	LGV	OGV1	OGV2	PSV	MCL	PCL	TOT	PCU.h
PCU factor		1	1	1.5	2.3	2	0.4	0.2		
INTERVAL		01:00	01:00	01:00	01:00	01:00	01:00	01:00	01:00	01:00
07:00	08:00	0	0	0	0	0	0	0	0	0
07:15	08:15	0	0	0	0	0	0	0	0	0
07:30	08:30	0	0	0	0	0	0	0	0	0
07:45	08:45	0	0	0	0	0	0	0	0	0
08:00	09:00	0	0	0	0	0	0	0	0	0
08:15	09:15	0	0	0	0	0	1	0	1	0.4
08:30	09:30	0	0	0	0	0	1	0	1	0.4
08:45	09:45	0	0	0	0	0	1	0	1	0.4
09:00	10:00	0	0	0	0	0	1	0	1	0.4
09:15	10:15	0	0	0	0	0	0	0	0	0
09:30	10:30	0	0	0	0	0	0	0	0	0
09:45	10:45	0	0	0	0	0	0	0	0	0
16:00	17:00	0	0	1	0	0	0	0	1	1.5
16:15	17:15	0	0	1	0	0	0	0	1	1.5
16:30	17:30	0	0	1	0	0	0	0	1	1.5
16:45	17:45	0	0	1	0	0	0	0	1	1.5
17:00	18:00	0	0	0	0	0	0	0	0	0
17:15	18:15	0	0	0	0	0	0	0	0	0
17:30	18:30	0	0	0	0	0	0	0	0	0
17:45	18:45	0	0	0	0	0	0	0	0	0
18:00	19:00	0	0	0	0	0	0	0	0	0
18:15	19:15	0	0	0	0	0	0	0	0	0
18:30	19:30	0	0	0	0	0	0	0	0	0
18:45	19:45	0	0	0	0	0	0	0	0	0
P/TOT		0	0	1	0	0	1	0	2	1.9



11023 / HOO, MEDWAY  
March 2020  
Classified Turning Count



SITE: 1  
LOCATION: Eshcol Road / Kingsnorth Industrial Estate  
TOTAL ARMS: A B C D  
from arm: A  
to arm: B

DATE: 19/03/2020  
DAY: Thursday

from: 07:00 16:00  
to: 10:00 19:00

period I period II

per quarter of an hour

from	to	CAR	LGV	OGV1	OGV2	PSV	MCL	PCL	TOT	PCU		
07:00	07:15	3	1	5	3	0	0	0	12	18.4		
07:15	07:30	4	1	4	0	0	0	0	9	11		
07:30	07:45	1	4	4	3	0	0	0	12	17.9		
07:45	08:00	0	4	5	8	0	0	0	17	29.9		
08:00	08:15	2	6	2	1	0	0	0	11	13.3		
08:15	08:30	0	4	4	2	0	0	0	10	14.6		
08:30	08:45	2	4	7	2	0	0	0	15	21.1		
08:45	09:00	1	1	0	1	0	0	0	3	4.3		
09:00	09:15	1	1	3	4	2	0	0	11	19.7		
09:15	09:30	4	3	3	7	0	0	0	17	27.6		
09:30	09:45	3	6	1	4	0	0	0	14	19.7		
09:45	10:00	5	4	0	5	0	0	0	14	20.5		
16:00	16:15	48	26	2	3	0	0	1	80	84.1		
16:15	16:30	25	12	2	1	1	0	0	41	44.3		
16:30	16:45	15	18	6	1	0	0	0	40	44.3		
16:45	17:00	46	16	3	6	0	0	0	71	80.3		
17:00	17:15	32	17	3	5	0	1	0	58	65.4		
17:15	17:30	15	9	4	1	0	0	0	29	32.3		
17:30	17:45	25	8	3	3	0	1	0	40	44.8		
17:45	18:00	27	4	2	2	0	1	0	36	39		
18:00	18:15	32	8	0	2	0	1	2	45	45.4		
18:15	18:30	7	2	1	1	2	2	0	15	17.6		
18:30	18:45	1	3	0	3	0	0	0	7	10.9		
18:45	19:00	3	0	0	3	0	0	0	6	9.9		
P/TOT		302	162	64	71	5	6	3	0	0	613	736.3
Period I Total:		26	39	38	40	2	0	0	0	0	145	218
Period II Total:		276	123	26	31	3	6	3	0	0	468	518.3

DATE: 19/03/2020  
DAY: Thursday

from: 07:00 16:00  
to: 10:00 19:00

period I period II

per hour

from	to	CAR	LGV	OGV1	OGV2	PSV	MCL	PCL	TOT	PCU.h		
07:00	08:00	8	10	18	14	0	0	0	50	77.2		
07:15	08:15	7	15	15	12	0	0	0	49	72.1		
07:30	08:30	3	18	15	14	0	0	0	50	75.7		
07:45	08:45	4	18	18	13	0	0	0	53	78.9		
08:00	09:00	5	15	13	6	0	0	0	39	53.3		
08:15	09:15	4	10	14	9	2	0	0	39	59.7		
08:30	09:30	8	9	13	14	2	0	0	46	72.7		
08:45	09:45	9	11	7	16	2	0	0	45	71.3		
09:00	10:00	13	14	7	20	2	0	0	56	87.5		
09:15	10:15	12	13	4	16	0	0	0	45	67.8		
09:30	10:30	8	10	1	9	0	0	0	28	40.2		
09:45	10:45	5	4	0	5	0	0	0	14	20.5		
16:00	17:00	134	72	13	11	1	0	1	232	253		
16:15	17:15	118	63	14	13	1	1	0	210	234.3		
16:30	17:30	108	60	16	13	0	1	0	198	222.3		
16:45	17:45	118	50	13	15	0	2	0	198	222.8		
17:00	18:00	99	38	12	11	0	3	0	163	181.5		
17:15	18:15	99	29	9	8	0	3	2	150	161.5		
17:30	18:30	91	22	6	8	2	5	2	136	146.8		
17:45	18:45	67	17	3	8	2	4	2	103	112.9		
18:00	19:00	43	13	1	9	2	3	2	73	83.8		
18:15	19:15	11	5	1	7	2	2	0	28	38.4		
18:30	19:30	4	3	0	6	0	0	0	13	20.8		
18:45	19:45	3	0	0	3	0	0	0	6	9.9		
P/TOT		302	162	64	71	5	6	3	0	0	613	736.3

SITE: 1  
LOCATION: Eshcol Road / Kingsnorth Industrial Estate  
TOTAL ARMS: A B C D  
from arm: A  
to arm: C

DATE: 19/03/2020  
DAY: Thursday

from: 07:00 16:00  
to: 10:00 19:00

period I period II

per quarter of an hour

from	to	CAR	LGV	OGV1	OGV2	PSV	MCL	PCL	TOT	PCU		
07:00	07:15	0	0	0	0	0	0	0	0	0		
07:15	07:30	0	0	0	0	0	0	0	0	0		
07:30	07:45	0	0	0	0	0	0	0	0	0		
07:45	08:00	0	0	1	0	0	0	0	1	1.5		
08:00	08:15	0	0	0	0	0	0	0	0	0		
08:15	08:30	0	0	0	0	0	0	0	0	0		
08:30	08:45	0	0	0	0	0	0	0	0	0		
08:45	09:00	1	1	0	0	0	0	0	2	2		
09:00	09:15	0	1	1	0	0	0	0	2	2.5		
09:15	09:30	0	1	1	1	0	0	0	3	4.8		
09:30	09:45	1	0	2	0	0	0	0	3	4		
09:45	10:00	1	0	0	0	0	0	0	1	1		
16:00	16:15	1	0	0	0	0	0	0	1	1		
16:15	16:30	0	0	0	0	0	0	0	0	0		
16:30	16:45	0	0	0	0	0	0	0	0	0		
16:45	17:00	0	0	2	0	0	0	0	2	3		
17:00	17:15	0	0	1	0	0	0	0	1	1.5		
17:15	17:30	0	0	0	0	0	0	0	0	0		
17:30	17:45	0	0	0	0	0	0	0	0	0		
17:45	18:00	0	0	0	1	0	0	0	1	2.3		
18:00	18:15	0	0	0	0	0	0	0	0	0		
18:15	18:30	0	0	0	0	0	0	0	0	0		
18:30	18:45	0	0	0	0	0	0	0	0	0		
18:45	19:00	0	0	0	0	0	0	0	0	0		
P/TOT		4	3	8	2	0	0	0	0	0	17	23.6
Period I Total:		3	3	5	1	0	0	0	0	0	12	15.8
Period II Total:		1	0	3	1	0	0	0	0	0	5	7.8



period I period II

07:00 16:00  
10:00 19:00

DATE: 19/03/2020  
DAY: Thursday

SITE: 1

LOCATION: Eshcol Road / Kingsnorth Industrial Estate  
TOTAL ARMS: A B C D

from arm: A  
to arm: D

period I period II

from: 07:00 16:00  
to: 10:00 19:00

DATE: 19/03/2020  
DAY: Thursday

SITE: 1

LOCATION: Eshcol Road / Kingsnorth Industrial Estate  
TOTAL ARMS: A B C

per hour

per hour								TOT	PCU.h	per quarter of an hour								TOT	PCU		
CAR	LGV	OGV1	OGV2	PSV	MCL	PCL			from	to	CAR	LGV	OGV1	OGV2	PSV	MCL	PCL				
1	1	1.5	2.3	2	0.4	0.2					1	1	1.5	2.3	2	0.4	0.2				
								PCU factor													
								01:00	01:00	INTERVAL	00:15	00:15	00:15	00:15	00:15	00:15	00:15	00:15	00:15		
0	0	1	0	0	0	0	1	1.5	07:00	07:15	0	0	0	0	0	0	0	0	0	0	
0	0	1	0	0	0	0	1	1.5	07:15	07:30	0	0	0	0	0	0	0	0	0	0	
0	0	1	0	0	0	0	1	1.5	07:30	07:45	0	0	0	0	0	0	0	0	0	0	
0	0	1	0	0	0	0	1	1.5	07:45	08:00	0	0	0	0	0	0	0	0	0	0	
1	1	0	0	0	0	0	2	2	08:00	08:15	0	0	0	0	0	0	0	0	0	0	
1	2	1	0	0	0	0	4	4.5	08:15	08:30	0	0	0	0	0	0	0	0	0	0	
1	3	2	1	0	0	0	7	9.3	08:30	08:45	0	0	0	0	0	0	0	0	0	0	
2	3	4	1	0	0	0	10	13.3	08:45	09:00	0	0	0	0	0	0	0	0	0	0	
2	2	4	1	0	0	0	9	12.3	09:00	09:15	3	0	0	0	0	0	0	0	3	3	
2	1	3	1	0	0	0	7	9.8	09:15	09:30	0	0	0	1	0	0	0	0	1	2.3	
2	0	2	0	0	0	0	4	5	09:30	09:45	0	0	0	0	0	0	0	0	0	0	
1	0	0	0	0	0	0	1	1	09:45	10:00	0	0	0	0	0	0	0	0	0	0	
1	0	2	0	0	0	0	3	4	16:00	16:15	0	0	0	0	0	0	0	0	0	0	
0	0	3	0	0	0	0	3	4.5	16:15	16:30	0	0	0	0	0	0	0	0	0	0	
0	0	3	0	0	0	0	3	4.5	16:30	16:45	0	0	0	0	0	0	0	0	0	0	
0	0	3	0	0	0	0	3	4.5	16:45	17:00	0	0	0	0	0	0	0	0	0	0	
0	0	1	1	0	0	0	2	3.8	17:00	17:15	0	0	0	0	0	0	0	0	0	0	
0	0	0	1	0	0	0	1	2.3	17:15	17:30	0	0	0	0	0	0	0	0	0	0	
0	0	0	1	0	0	0	1	2.3	17:30	17:45	0	0	0	0	0	0	0	0	0	0	
0	0	0	1	0	0	0	1	2.3	17:45	18:00	0	0	0	0	0	0	0	0	0	0	
0	0	0	0	0	0	0	0	0	18:00	18:15	0	0	0	0	0	0	0	0	0	0	
0	0	0	0	0	0	0	0	0	18:15	18:30	0	0	0	0	0	0	0	0	0	0	
0	0	0	0	0	0	0	0	0	18:30	18:45	0	0	0	0	0	0	0	0	0	0	
0	0	0	0	0	0	0	0	0	18:45	19:00	0	0	0	0	0	0	0	0	0	0	
4	3	8	2	0	0	0	17	23.6	P/TOT		3	0	0	1	0	0	0	0	4	5.3	

Period I Total: 3 0 0 1 0 0 0 0 0 4 5.3  
Period II Total: 0 0 0 0 0 0 0 0 0 0 0

per hour

per hour								TOT	PCU.h	per quarter of an hour								TOT	PCU		
CAR	LGV	OGV1	OGV2	PSV	MCL	PCL			from	to	CAR	LGV	OGV1	OGV2	PSV	MCL	PCL				
1	1	1.5	2.3	2	0.4	0.2					1	1	1.5	2.3	2	0.4	0.2				
								PCU factor													
								01:00	01:00	INTERVAL	00:15	00:15	00:15	00:15	00:15	00:15	00:15	00:15	00:15		
0	0	0	0	0	0	0	0	0	07:00	08:00	0	0	0	0	0	0	0	0	0	0	
0	0	0	0	0	0	0	0	0	07:15	08:15	0	0	0	0	0	0	0	0	0	0	
0	0	0	0	0	0	0	0	0	07:30	08:30	0	0	0	0	0	0	0	0	0	0	
0	0	0	0	0	0	0	0	0	07:45	08:45	0	0	0	0	0	0	0	0	0	0	
0	0	0	0	0	0	0	0	0	08:00	09:00	0	0	0	0	0	0	0	0	0	0	
3	0	0	0	0	0	0	3	3	08:15	09:15	3	0	0	0	0	0	0	0	3	3	
3	0	0	0	0	0	0	3	3	08:30	09:30	3	0	0	1	0	0	0	0	4	5.3	
3	0	0	0	0	0	0	3	3	08:45	09:45	3	0	0	1	0	0	0	0	4	5.3	
0	0	0	0	0	0	0	0	0	09:00	10:00	3	0	0	1	0	0	0	0	4	5.3	
0	0	0	0	0	0	0	0	0	09:15	10:15	0	0	0	1	0	0	0	0	1	2.3	
0	0	0	0	0	0	0	0	0	09:30	10:30	0	0	0	0	0	0	0	0	0	0	
0	0	0	0	0	0	0	0	0	09:45	10:45	0	0	0	0	0	0	0	0	0	0	
0	0	0	0	0	0	0	0	0	16:00	17:00	0	0	0	0	0	0	0	0	0	0	
0	0	0	0	0	0	0	0	0	16:15	17:15	0	0	0	0	0	0	0	0	0	0	
0	0	0	0	0	0	0	0	0	16:30	17:30	0	0	0	0	0	0	0	0	0	0	
0	0	0	0	0	0	0	0	0	16:45	17:45	0	0	0	0	0	0	0	0	0	0	
0	0	0	0	0	0	0	0	0	17:00	18:00	0	0	0	0	0	0	0	0	0	0	
0	0	0	0	0	0	0	0	0	17:15	18:15	0	0	0	0	0	0	0	0	0	0	
0	0	0	0	0	0	0	0	0	17:30	18:30	0	0	0	0	0	0	0	0	0	0	
0	0	0	0	0	0	0	0	0	17:45	18:45	0	0	0	0	0	0	0	0	0	0	
0	0	0	0	0	0	0	0	0	18:00	19:00	0	0	0	0	0	0	0	0	0	0	
0	0	0	0	0	0	0	0	0	18:15	19:15	0	0	0	0	0	0	0	0	0	0	
0	0	0	0	0	0	0	0	0	18:30	19:30	0	0	0	0	0	0	0	0	0	0	
0	0	0	0	0	0	0	0	0	18:45	19:45	0	0	0	0	0	0	0	0	0	0	
3	0	0	1	0	0	0	4	5.3	P/TOT		3	0	0	1	0	0	0	0	4	5.3	

Period I Total: 32 42 43  
Period II Total: 277 123 30



										period I		period II												period I		period II													
North Industrial Estate										from arm: <b>A</b>	from: 07:00	16:00	DATE: 19/03/2020	SITE: 1	from arm: <b>all</b>	from: 07:00	16:00											to: 10:00	19:00										
D										to arm: <b>all</b>	to: 10:00	19:00	DAY: Thursday	LOCATION: Eshcol Road / Kingsnorth Industrial Estate	to arm: <b>A</b>	to: 10:00	19:00																						
hour										per hour																													
OGV2	PSV	MCL	PCL	TOT	PCU	from	to	CAR	LGV	OGV1	OGV2	PSV	MCL	PCL	TOT	PCU.h	from	to	CAR	LGV	OGV1	OGV2	PSV	MCL	PCL	TOT	PCU	from	to	CAR	LGV	OGV1	OGV2	PSV	MCL	PCL	TOT	PCU	
2.3	2	0.4	0.2			PCU factor		1	1	1.5	2.3	2	0.4	0.2			PCU factor		1	1	1.5	2.3	2	0.4	0.2														
00:15	00:15	00:15	00:15	00:15	00:15	INTERVAL		01:00	01:00	01:00	01:00	01:00	01:00	01:00	01:00	01:00	INTERVAL		00:15	00:15	00:15	00:15	00:15	00:15	00:15	00:15	00:15	00:15	00:15	00:15	00:15	00:15	00:15	00:15	00:15	00:15	00:15		
3	0	0	0	12	18.4	07:00	08:00	8	10	19	14	0	0	0	51	78.7	07:00	07:15	27	2	7	5	0	0	0	41	51	07:00	08:00	114	35	12	31	0					
0	0	0	0	9	11	07:15	08:15	7	15	16	12	0	0	0	50	73.6	07:15	07:30	41	15	0	2	0	0	0	58	60.6	07:15	08:15	103	40	9	27	0					
3	0	0	0	12	17.9	07:30	08:30	3	18	16	14	0	0	0	51	77.2	07:30	07:45	23	9	2	12	0	0	0	46	62.6	07:30	08:30	74	27	12	29	0					
8	0	0	0	18	31.4	07:45	08:45	4	18	19	13	0	0	0	54	80.4	07:45	08:00	23	9	3	12	0	0	0	47	64.1	07:45	08:45	59	23	10	18	0					
1	0	0	0	11	13.3	08:00	09:00	6	16	13	6	0	0	0	41	55.3	08:00	08:15	16	7	4	1	0	0	0	28	31.3	08:00	09:00	55	18	8	8	1					
2	0	0	0	10	14.6	08:15	09:15	8	12	15	9	2	1	0	47	67.6	08:15	08:30	12	2	3	4	0	0	0	21	27.7	08:15	09:15	52	13	6	19	3					
2	0	0	0	15	21.1	08:30	09:30	12	12	15	16	2	1	0	58	87.7	08:30	08:45	8	5	0	1	0	1	0	15	15.7	08:30	09:30	51	13	5	22	3					
1	0	0	0	5	6.3	08:45	09:45	14	14	11	18	2	1	0	60	90.3	08:45	09:00	19	4	1	2	1	1	0	28	31.5	08:45	09:45	54	16	9	25	3					
4	2	1	0	17	25.6	09:00	10:00	18	16	11	22	2	1	0	70	105.5	09:00	09:15	13	2	2	12	2	1	0	32	50	09:00	10:00	52	13	12	27	3					
9	0	0	0	21	34.7	09:15	10:15	14	14	7	18	0	0	0	53	79.9	09:15	09:30	11	2	2	7	0	0	0	22	32.1	09:15	10:15	39	11	10	15	1					
4	0	0	0	17	23.7	09:30	10:30	10	10	3	9	0	0	0	32	45.2	09:30	09:45	11	8	4	4	0	0	0	27	34.2	09:30	10:30	28	9	8	8	1					
5	0	0	0	15	21.5	09:45	10:45	6	4	0	5	0	0	0	15	21.5	09:45	10:00	17	1	4	4	1	0	0	27	35.2	09:45	10:45	17	1	4	4	1					
3	0	0	1	81	85.1	16:00	17:00	135	72	16	11	1	0	1	236	258.5	16:00	16:15	6	18	6	4	1	0	0	35	44.2	16:00	17:00	16	50	17	23	1					
1	1	0	0	41	44.3	16:15	17:15	118	63	18	13	1	1	0	214	240.3	16:15	16:30	4	14	4	5	0	0	0	27	35.5	16:15	17:15	14	38	13	25	0					
1	0	0	0	40	44.3	16:30	17:30	108	60	20	13	0	1	0	202	228.3	16:30	16:45	4	13	3	8	0	0	0	28	39.9	16:30	17:30	18	29	10	25	0					
6	0	0	0	74	84.8	16:45	17:45	118	50	17	15	0	2	0	202	228.8	16:45	17:00	2	5	4	6	0	0	0	17	26.8	16:45	17:45	23	16	9	20	0					
5	0	1	0	59	66.9	17:00	18:00	99	38	13	12	0	3	0	165	185.3	17:00	17:15	4	6	2	6	0	0	0	18	26.8	17:00	18:00	27	12	5	17	0					
1	0	0	0	29	32.3	17:15	18:15	99	29	9	9	0	3	2	151	163.8	17:15	17:30	8	5	1	5	0	0	0	19	26	17:15	18:15	26	11	3	14	0					
3	0	1	0	40	44.8	17:30	18:30	91	22	6	9	2	5	2	137	149.1	17:30	17:45	9	0	2	3	0	0	0	14	18.9	17:30	18:30	18	6	2	14	1					
3	0	1	0	37	41.3	17:45	18:45	67	17	3	9	2	4	2	104	115.2	17:45	18:00	6	1	0	3	0	0	2	12	14.3	17:45	18:45	13	6	1	14	4					
2	0	1	2	45	45.4	18:00	19:00	43	13	1	9	2	3	2	73	83.8	18:00	18:15	3	5	0	3	0	0	0	11	14.9	18:00	19:00	9	5	2	14	5					
1	2	2	0	15	17.6	18:15	19:15	11	5	1	7	2	2	0	28	38.4	18:15	18:30	0	0	0	5	1	0	0	6	13.5	18:15	19:15	6	0	2	11	5					
3	0	0	0	7	10.9	18:30	19:30	4	3	0	6	0	0	0	13	20.8	18:30	18:45	4	0	1	3	3	0	0	11	18.4	18:30	19:30	6	0	2	6	4					
3	0	0	0	6	9.9	18:45	19:45	3	0	0	3	0	0	0	6	9.9	18:45	19:00	2	0	1	3	1	0	0	7	12.4	18:45	19:45	2	0	1	3	1					
74	5	7	3	0	0	636	767.1	P/TOT	309	165	73	74	5	7	3	0	0	636	767.1	P/TOT	273	133	56	120	10	3	2	0	0	597	787.6	P/TOT	273	133	56	120	10		
42	2	1	0	0	0	162	239.5																																
32	3	6	3	0	0	474	527.6																																
										Period I Total:	221	66	32	66	4	3	0	0	0	392	496																		
										Period II Total:	52	67	24	54	6	0	2	0	0	205	291.6																		



DATE: 19/03/2020  
DAY: Thursday

SITE: 1  
LOCATION: Eshcol Road / Kingsnorth Industrial Estate  
TOTAL ARMS:

from arm: **B**  
to arm: **A**

period I period II  
from: 07:00 16:00  
to: 10:00 19:00

DATE: 19/03/2020  
DAY: Thursday

SITE: 1  
LOCATION: Eshcol Road / Kingsnorth Industrial Estate  
TOTAL ARMS: **A B C D**

MCL		PCL		TOT	PCU.h	from	to	per quarter of an hour							TOT	PCU		
0.4	0.2							CAR	LGV	OGV1	OGV2	PSV	MCL	PCL				
PCU factor				PCU factor														
01:00		01:00		01:00	01:00	INTERVAL	00:15	00:15	00:15	00:15	00:15	00:15	00:15	00:15	00:15	00:15		
0	0			192	238.3	07:00	07:15	27	2	5	5	0	0	0	39	48		
0	0			179	218.6	07:15	07:30	41	15	0	2	0	0	0	58	60.6		
0	0			142	185.7	07:30	07:45	23	9	2	12	0	0	0	46	62.6		
1	0			111	138.8	07:45	08:00	23	9	3	12	0	0	0	47	64.1		
2	0			92	106.2	08:00	08:15	16	7	4	1	0	0	0	28	31.3		
3	0			96	124.9	08:15	08:30	12	1	2	4	0	0	0	19	25.2		
3	0			97	129.3	08:30	08:45	8	4	0	1	0	1	0	14	14.7		
2	0			109	147.8	08:45	09:00	17	4	0	2	1	1	0	25	28		
1	0			108	151.5	09:00	09:15	12	2	2	11	2	0	0	29	46.3		
0	0			76	101.5	09:15	09:30	10	2	2	6	0	0	0	20	28.8		
0	0			54	69.4	09:30	09:45	10	8	4	4	0	0	0	26	33.2		
0	0			27	35.2	09:45	10:00	17	1	3	4	1	0	0	26	33.7		
0	0			107	146.4	16:00	16:15	6	18	6	4	1	0	0	35	44.2		
0	0			90	129	16:15	16:30	4	13	4	5	0	0	0	26	34.5		
0	0			82	119.5	16:30	16:45	4	13	3	6	0	0	0	26	35.3		
0	0			68	98.5	16:45	17:00	2	5	3	6	0	0	0	16	25.3		
0	2			63	86	17:00	17:15	4	6	2	5	0	0	0	17	24.5		
0	2			56	74.1	17:15	17:30	8	5	1	5	0	0	0	19	26		
0	2			43	61.6	17:30	17:45	9	0	1	3	0	0	0	13	17.4		
0	2			40	61.1	17:45	18:00	6	1	0	3	0	0	2	12	14.3		
0	0			35	59.2	18:00	18:15	3	5	0	3	0	0	0	11	14.9		
0	0			24	44.3	18:15	18:30	0	0	0	5	1	0	0	6	13.5		
0	0			18	30.8	18:30	18:45	4	0	0	3	3	0	0	10	16.9		
0	0			7	12.4	18:45	19:00	2	0	1	3	1	0	0	7	12.4		
<b>3</b>	<b>2</b>	<b>0</b>	<b>0</b>	<b>597</b>	<b>787.6</b>	P/TOT		<b>268</b>	<b>130</b>	<b>48</b>	<b>115</b>	<b>10</b>	<b>2</b>	<b>2</b>	<b>0</b>	<b>0</b>	<b>575</b>	<b>755.7</b>

Period I Total: 216 64 27 64 4 2 0 0 0 377 476.5  
Period II Total: 52 66 21 51 6 0 2 0 0 198 279.2

MCL		PCL		TOT	PCU.h	from	to	per hour							TOT	PCU		
0.4	0.2							CAR	LGV	OGV1	OGV2	PSV	MCL	PCL				
PCU factor				PCU factor														
01:00		01:00		01:00	01:00	INTERVAL	01:00	01:00	01:00	01:00	01:00	01:00	01:00	01:00	01:00	01:00		
07:00	08:00			190	235.3	07:00	07:15	0	0	0	0	0	0	0	0	0		
07:15	08:15			179	218.6	07:15	07:30	0	0	0	0	0	0	0	0	0		
07:30	08:30			140	183.2	07:30	07:45	0	0	0	0	0	0	0	0	0		
07:45	08:45			108	135.3	07:45	08:00	0	0	0	0	0	0	0	0	0		
08:00	09:00			86	99.2	08:00	08:15	0	0	0	0	0	0	0	0	0		
08:15	09:15			87	114.2	08:15	08:30	0	0	0	0	0	0	0	0	0		
08:30	09:30			88	117.8	08:30	08:45	0	0	0	0	0	0	0	0	0		
08:45	09:45			100	136.3	08:45	09:00	0	0	0	0	0	0	0	0	0		
09:00	10:00			101	142	09:00	09:15	1	0	0	0	0	0	0	0	0		
09:15	10:15			72	95.7	09:15	09:30	0	0	0	0	0	0	0	0	0		
09:30	10:30			52	66.9	09:30	09:45	0	0	0	0	0	0	0	0	0		
09:45	10:45			26	33.7	09:45	10:00	1	0	0	0	0	0	0	0	0		
16:00	17:00			103	139.3	16:00	16:15	1	0	0	0	0	0	0	0	0		
16:15	17:15			85	119.6	16:15	16:30	0	0	0	0	0	0	0	0	0		
16:30	17:30			78	111.1	16:30	16:45	0	0	0	0	0	0	0	0	0		
16:45	17:45			65	93.2	16:45	17:00	0	0	0	0	0	0	0	0	0		
17:00	18:00			61	82.2	17:00	17:15	0	0	0	0	0	0	0	0	0		
17:15	18:15			55	72.6	17:15	17:30	0	0	0	0	0	0	0	0	0		
17:30	18:30			42	60.1	17:30	17:45	0	0	0	0	0	0	0	0	0		
17:45	18:45			39	59.6	17:45	18:00	0	0	0	0	0	0	0	0	0		
18:00	19:00			34	57.7	18:00	18:15	0	0	0	0	0	0	0	0	0		
18:15	19:15			23	42.8	18:15	18:30	0	0	0	0	0	0	0	0	0		
18:30	19:30			17	29.3	18:30	18:45	0	0	0	0	0	0	0	0	0		
18:45	19:45			7	12.4	18:45	19:00	0	0	0	0	0	0	0	0	0		
<b>268</b>	<b>130</b>	<b>48</b>	<b>115</b>	<b>10</b>	<b>2</b>	<b>2</b>	<b>0</b>	<b>0</b>	<b>0</b>	<b>0</b>	<b>0</b>	<b>0</b>	<b>0</b>	<b>0</b>	<b>0</b>	<b>0</b>	<b>575</b>	<b>755.7</b>

Period I Total: 2 0 0 0 0 0 0 0 0  
Period II Total: 1 0 0 0 0 0 0 0 0



from arm: **B**  
to arm: **B**  
period I  
from: 07:00 16:00  
to: 10:00 19:00  
period II

DATE: 19/03/2020  
DAY: Thursday  
SITE: 1  
LOCATION: Eshcol Road / Kingsnorth Industrial Estate  
TOTAL ARMS: A B C D

from arm: **B**  
to arm: **C**  
period I  
from: 07:00 16:00  
to: 10:00 19:00  
period II

DATE: 19/03/2020  
DAY: Thursday

		per hour								
TOT	PCU	from	to	CAR	LGV	OGV1	OGV2	PSV	MCL	PCL
				1	1	1.5	2.3	2	0.4	0.2
		PCU factor								
		INTERVAL	01:00	01:00	01:00	01:00	01:00	01:00	01:00	01:00
0	0	07:00	08:00	0	0	0	0	0	0	0
0	0	07:15	08:15	0	0	0	0	0	0	0
0	0	07:30	08:30	0	0	0	0	0	0	0
0	0	07:45	08:45	0	0	0	0	0	0	0
0	0	08:00	09:00	0	0	0	0	0	0	0
0	0	08:15	09:15	1	0	0	0	0	0	0
0	0	08:30	09:30	1	0	0	0	0	0	0
0	0	08:45	09:45	1	0	0	0	0	0	0
1	1	09:00	10:00	2	0	0	0	0	0	0
0	0	09:15	10:15	1	0	0	0	0	0	0
0	0	09:30	10:30	1	0	0	0	0	0	0
1	1	09:45	10:45	1	0	0	0	0	0	0
1	1	16:00	17:00	1	0	0	0	0	0	0
0	0	16:15	17:15	0	0	0	0	0	0	0
0	0	16:30	17:30	0	0	0	0	0	0	0
0	0	16:45	17:45	0	0	0	0	0	0	0
0	0	17:00	18:00	0	0	0	0	0	0	0
0	0	17:15	18:15	0	0	0	0	0	0	0
0	0	17:30	18:30	0	0	0	0	0	0	0
0	0	17:45	18:45	0	0	0	0	0	0	0
0	0	18:00	19:00	0	0	0	0	0	0	0
0	0	18:15	19:15	0	0	0	0	0	0	0
0	0	18:30	19:30	0	0	0	0	0	0	0
0	0	18:45	19:45	0	0	0	0	0	0	0
0	3	P/TOT		3	0	0	0	0	0	0

0 2 2  
0 1 1

		per quarter of an hour								
TOT	PCU.h	from	to	CAR	LGV	OGV1	OGV2	PSV	MCL	PCL
				1	1	1.5	2.3	2	0.4	0.2
		PCU factor								
		INTERVAL	00:15	00:15	00:15	00:15	00:15	00:15	00:15	00:15
0	0	07:00	07:15	3	2	0	0	0	0	0
0	0	07:15	07:30	1	0	0	0	0	0	0
0	0	07:30	07:45	2	0	0	0	0	0	0
0	0	07:45	08:00	9	1	0	0	0	0	0
0	0	08:00	08:15	4	2	0	0	0	0	0
1	1	08:15	08:30	0	1	0	0	0	0	0
1	1	08:30	08:45	7	0	1	0	0	0	0
1	1	08:45	09:00	1	1	0	0	0	0	0
2	2	09:00	09:15	4	1	0	1	0	0	0
1	1	09:15	09:30	5	1	1	0	0	0	0
1	1	09:30	09:45	3	0	0	0	0	0	0
1	1	09:45	10:00	2	2	0	0	0	0	0
1	1	16:00	16:15	0	1	0	1	0	0	0
0	0	16:15	16:30	0	1	0	0	0	0	0
0	0	16:30	16:45	0	0	0	0	0	0	0
0	0	16:45	17:00	0	0	1	0	0	0	0
0	0	17:00	17:15	1	1	0	0	0	0	0
0	0	17:15	17:30	2	0	0	0	0	0	0
0	0	17:30	17:45	0	0	0	0	0	0	0
0	0	17:45	18:00	2	0	0	0	0	0	0
0	0	18:00	18:15	0	0	0	1	0	0	0
0	0	18:15	18:30	1	0	0	0	0	0	0
0	0	18:30	18:45	0	0	0	1	0	0	0
0	0	18:45	19:00	0	0	0	0	0	0	0
0	3	P/TOT		47	14	3	4	0	0	0

Period I Total: 41 11 2 1 0 0 0 0 0 0 55 57.3  
Period II Total: 6 3 1 3 0 0 0 0 0 0 13 17.4

		per hour								
TOT	PCU	from	to	CAR	LGV	OGV1	OGV2	PSV	MCL	PCL
				1	1	1.5	2.3	2	0.4	0.2
		PCU factor								
		INTERVAL	01:00	01:00	01:00	01:00	01:00	01:00	01:00	01:00
5	5	07:00	08:00	15	3	0	0	0	0	0
1	1	07:15	08:15	16	3	0	0	0	0	0
2	2	07:30	08:30	15	4	0	0	0	0	0
10	10	07:45	08:45	20	4	1	0	0	0	0
6	6	08:00	09:00	12	4	1	0	0	0	0
1	1	08:15	09:15	12	3	1	1	0	0	0
8	8.5	08:30	09:30	17	3	2	1	0	0	0
2	2	08:45	09:45	13	3	1	1	0	0	0
6	7.3	09:00	10:00	14	4	1	1	0	0	0
7	7.5	09:15	10:15	10	3	1	0	0	0	0
3	3	09:30	10:30	5	2	0	0	0	0	0
4	4	09:45	10:45	2	2	0	0	0	0	0
2	3.3	16:00	17:00	0	2	1	1	0	0	0
1	1	16:15	17:15	1	2	1	0	0	0	0
0	0	16:30	17:30	3	1	1	0	0	0	0
1	1.5	16:45	17:45	3	1	1	0	0	0	0
2	2	17:00	18:00	5	1	0	0	0	0	0
2	2	17:15	18:15	4	0	0	1	0	0	0
0	0	17:30	18:30	3	0	0	1	0	0	0
2	2	17:45	18:45	3	0	0	2	0	0	0
1	2.3	18:00	19:00	1	0	0	2	0	0	0
1	1	18:15	19:15	1	0	0	1	0	0	0
1	2.3	18:30	19:30	0	0	0	1	0	0	0
0	0	18:45	19:45	0	0	0	0	0	0	0
0	68	P/TOT		47	14	3	4	0	0	0

0 0 0 0 0 0 0 0 0 0 0 0

2020 SITE: 1 from arm: B  
ay LOCATION: Eshcol Road / Kingsnorth Industrial Estate to arm: D  
TOTAL ARMS: A B C D

period I period II  
from: 07:00 16:00  
to: 10:00 19:00

DATE: 19/03/2020 SITE: 1 from arm: B  
DAY: Thursday LOCATION: Eshcol Road / Kingsnorth Industrial Estate to arm: all  
TOTAL ARMS: A B C D

PCU.h		per quarter of an hour								TOT	PCU
from	to	CAR	LGV	OGV1	OGV2	PSV	MCL	PCL			
PCU factor		1	1	1.5	2.3	2	0.4	0.2			
01:00	INTERVAL	00:15	00:15	00:15	00:15	00:15	00:15	00:15	00:15	00:15	
18	07:00 07:15	1	0	0	0	0	0	0	1	1	
19	07:15 07:30	1	0	0	0	0	0	0	1	1	
19	07:30 07:45	3	0	1	0	0	0	0	4	4.5	
25.5	07:45 08:00	2	1	0	0	0	0	0	3	3	
17.5	08:00 08:15	1	1	1	0	0	0	0	3	3.5	
18.8	08:15 08:30	0	0	0	1	0	0	0	1	2.3	
25.3	08:30 08:45	1	2	0	1	0	0	0	4	5.3	
19.8	08:45 09:00	2	0	1	0	0	1	0	4	3.9	
21.8	09:00 09:15	1	0	1	0	0	0	0	2	2.5	
14.5	09:15 09:30	3	0	0	0	0	0	0	3	3	
7	09:30 09:45	3	0	1	0	0	0	0	4	4.5	
4	09:45 10:00	0	0	0	0	0	0	0	0	0	
5.8	16:00 16:15	1	1	0	0	0	0	0	2	2	
4.5	16:15 16:30	0	0	0	0	0	0	0	0	0	
5.5	16:30 16:45	1	0	0	0	0	0	0	1	1	
5.5	16:45 17:00	0	1	0	0	0	0	0	1	1	
6	17:00 17:15	0	0	0	0	0	0	0	0	0	
6.3	17:15 17:30	0	1	0	0	0	0	0	1	1	
5.3	17:30 17:45	1	0	0	0	0	0	0	1	1	
7.6	17:45 18:00	1	0	0	0	0	0	0	1	1	
5.6	18:00 18:15	0	0	0	0	0	0	0	0	0	
3.3	18:15 18:30	0	0	0	0	0	0	0	0	0	
2.3	18:30 18:45	1	0	0	0	0	0	0	1	1	
0	18:45 19:00	0	0	0	0	0	0	0	0	0	
74.7	P/TOT	23	7	5	2	0	1	0	38	42.5	

Period I Total: 18 4 5 2 0 1 0 0 0 30 34.5  
Period II Total: 5 3 0 0 0 0 0 0 0 8 8

per hour		per quarter of an hour								TOT	PCU.h
from	to	CAR	LGV	OGV1	OGV2	PSV	MCL	PCL			
PCU factor		1	1	1.5	2.3	2	0.4	0.2			
01:00	INTERVAL	01:00	01:00	01:00	01:00	01:00	01:00	01:00	01:00	01:00	
9	07:00 08:00	7	1	1	0	0	0	0	9	9.5	
11	07:15 08:15	7	2	2	0	0	0	0	11	12	
11	07:30 08:30	6	2	2	1	0	0	0	11	13.3	
11	07:45 08:45	4	4	1	2	0	0	0	11	14.1	
12	08:00 09:00	4	3	2	2	0	1	0	12	15	
11	08:15 09:15	4	2	2	2	0	1	0	11	14	
13	08:30 09:30	7	2	2	1	0	1	0	13	14.7	
13	08:45 09:45	9	0	3	0	0	1	0	13	13.9	
9	09:00 10:00	7	0	2	0	0	0	0	9	10	
7	09:15 10:15	6	0	1	0	0	0	0	7	7.5	
4	09:30 10:30	3	0	1	0	0	0	0	4	4.5	
0	09:45 10:45	0	0	0	0	0	0	0	0	0	
4	16:00 17:00	2	2	0	0	0	0	0	4	4	
2	16:15 17:15	1	1	0	0	0	0	0	2	2	
3	16:30 17:30	1	2	0	0	0	0	0	3	3	
3	16:45 17:45	1	2	0	0	0	0	0	3	3	
3	17:00 18:00	2	1	0	0	0	0	0	3	3	
3	17:15 18:15	2	1	0	0	0	0	0	3	3	
2	17:30 18:30	2	0	0	0	0	0	0	2	2	
2	17:45 18:45	2	0	0	0	0	0	0	2	2	
1	18:00 19:00	1	0	0	0	0	0	0	1	1	
1	18:15 19:15	1	0	0	0	0	0	0	1	1	
1	18:30 19:30	1	0	0	0	0	0	0	1	1	
0	18:45 19:45	0	0	0	0	0	0	0	0	0	
38	P/TOT	23	7	5	2	0	1	0	38	42.5	

per quarter of an hour		per quarter of an hour								TOT	PCU	from
from	to	CAR	LGV	OGV1	OGV2	PSV	MCL	PCL				
PCU factor		1	1	1.5	2.3	2	0.4	0.2				
00:15	INTERVAL	00:15	00:15	00:15	00:15	00:15	00:15	00:15	00:15	00:15	PC	
45	07:00 07:15	31	4	5	5	0	0	0	45	54	07:00	
60	07:15 07:30	43	15	0	2	0	0	0	60	62.6	07:15	
52	07:30 07:45	28	9	3	12	0	0	0	52	69.1	07:30	
60	07:45 08:00	34	11	3	12	0	0	0	60	77.1	07:45	
37	08:00 08:15	21	10	5	1	0	0	0	37	40.8	08:00	
21	08:15 08:30	12	2	2	5	0	0	0	21	28.5	08:15	
26	08:30 08:45	16	6	1	2	0	1	0	26	28.5	08:30	
31	08:45 09:00	20	5	1	2	1	2	0	31	33.9	08:45	
38	09:00 09:15	18	3	3	12	2	0	0	38	57.1	09:00	
30	09:15 09:30	18	3	3	6	0	0	0	30	39.3	09:15	
33	09:30 09:45	16	8	5	4	0	0	0	33	40.7	09:30	
31	09:45 10:00	20	3	3	4	1	0	0	31	38.7	09:45	
40	16:00 16:15	8	20	6	5	1	0	0	40	50.5	16:00	
27	16:15 16:30	4	14	4	5	0	0	0	27	35.5	16:15	
27	16:30 16:45	5	13	3	6	0	0	0	27	36.3	16:30	
18	16:45 17:00	2	6	4	6	0	0	0	18	27.8	16:45	
19	17:00 17:15	5	7	2	5	0	0	0	19	26.5	17:00	
22	17:15 17:30	10	6	1	5	0	0	0	22	29	17:15	
14	17:30 17:45	10	0	1	3	0	0	0	14	18.4	17:30	
15	17:45 18:00	9	1	0	3	0	0	2	15	17.3	17:45	
12	18:00 18:15	3	5	0	4	0	0	0	12	17.2	18:00	
7	18:15 18:30	1	0	0	5	1	0	0	7	14.5	18:15	
12	18:30 18:45	5	0	0	4	3	0	0	12	20.2	18:30	
7	18:45 19:00	2	0	1	3	1	0	0	7	12.4	18:45	
684	P/TOT	341	151	56	121	10	3	2	684	875.9		

Period I Total: 277 79 34 67 4 3 0 0 0 464 570.3  
Period II Total: 64 72 22 54 6 0 2 0 0 220 305.6



period I period II  
from: 07:00 16:00  
to: 10:00 19:00

DATE: 19/03/2020  
DAY: Thursday

SITE: 1  
LOCATION: Eshcol Road / Kingsnorth Industrial Estate  
TOTAL ARMS: A B C D

from arm: all  
to arm: B

period I period II  
from: 07:00 16:00  
to: 10:00 19:00

DATE: 19/03/2020  
DAY: Thursday

SITE: 1  
LOCATION: Eshcol Road /  
TOTAL ARMS:

per hour								per quarter															
to	CAR	LGV	OGV1	OGV2	PSV	MCL	PCL	TOT	PCU.h	from	to	CAR	LGV	OGV1	OGV2	PSV	MCL	PCL	TOT	PCU			
Interval	1	1	1.5	2.3	2	0.4	0.2			Interval		1	1	1.5	2.3	2	0.4	0.2					
PCU factor	1	1	1.5	2.3	2	0.4	0.2			PCU factor	1	1	1.5	2.3	2	0.4	0.2						
08:00	136	39	11	31	0	0	0	217	262.8	07:00	07:15	3	1	5	3	0	0	0	12	18.4			
08:15	126	45	11	27	0	0	0	209	249.6	07:15	07:30	4	1	4	1	0	0	0	10	13.3			
08:30	95	32	13	30	0	0	0	170	215.5	07:30	07:45	1	5	5	4	0	0	0	15	22.7			
08:45	83	29	11	20	0	1	0	144	174.9	07:45	08:00	1	4	6	8	0	0	0	19	32.4			
09:00	69	23	9	10	1	3	0	115	131.7	08:00	08:15	5	6	2	1	0	0	0	14	16.3			
09:15	66	16	7	21	3	3	0	116	148	08:15	08:30	0	5	4	2	0	0	0	11	15.6			
09:30	72	17	8	22	3	3	0	125	158.8	08:30	08:45	3	4	7	2	0	0	0	16	22.1			
09:45	72	19	12	24	3	2	0	132	171	08:45	09:00	2	1	2	2	0	0	0	7	10.6			
10:00	72	17	14	26	3	0	0	132	175.8	09:00	09:15	5	2	3	4	2	0	0	16	24.7			
10:15	54	14	11	14	1	0	0	94	118.7	09:15	09:30	8	7	5	7	0	0	0	27	38.6			
10:30	36	11	8	8	1	0	0	64	79.4	09:30	09:45	3	6	3	4	0	1	0	17	23.1			
10:45	20	3	3	4	1	0	0	31	38.7	09:45	10:00	13	5	0	5	0	0	0	23	29.5			
17:00	19	53	17	22	1	0	0	112	150.1	16:00	16:15	63	28	2	3	0	0	1	97	101.1			
17:15	16	40	13	22	0	0	0	91	126.1	16:15	16:30	28	14	3	1	1	0	0	47	50.8			
17:30	22	32	10	22	0	0	0	86	119.6	16:30	16:45	22	21	6	1	0	0	0	50	54.3			
17:45	27	19	8	19	0	0	0	73	101.7	16:45	17:00	50	18	4	7	0	0	0	79	90.1			
18:00	34	14	4	16	0	0	2	70	91.2	17:00	17:15	67	20	3	5	0	1	0	96	103.4			
18:15	32	12	2	15	0	0	2	63	81.9	17:15	17:30	20	12	4	2	0	0	0	38	42.6			
18:30	23	6	1	15	1	0	2	48	67.4	17:30	17:45	30	9	4	3	0	1	0	47	52.3			
18:45	18	6	0	16	4	0	2	46	69.2	17:45	18:00	28	5	3	2	0	1	0	39	42.5			
19:00	11	5	1	16	5	0	0	38	64.3	18:00	18:15	37	9	0	2	0	1	2	51	51.4			
19:15	8	0	1	12	5	0	0	26	47.1	18:15	18:30	10	2	1	1	2	2	0	18	20.6			
19:30	7	0	1	7	4	0	0	19	32.6	18:30	18:45	1	3	0	3	0	0	0	7	10.9			
19:45	2	0	1	3	1	0	0	7	12.4	18:45	19:00	6	0	0	3	0	0	0	9	12.9			
P/TOT	341	151	56	121	10	3	2	0	0	684	875.9	P/TOT	410	188	76	76	5	7	3	0	0	765	900.2

Period I Total: 48 47 46 43 2 1 0 0 0 187 267.3  
Period II Total: 362 141 30 33 3 6 3 0 0 578 632.9

per hour								per quarter													
from	to	CAR	LGV	OGV1	OGV2	PSV	MCL	PCL	TOT	PCU.h	from	to	CAR	LGV	OGV1	OGV2	PSV	MCL	PCL	TOT	PCU
Interval		1	1	1.5	2.3	2	0.4	0.2			Interval		1	1	1.5	2.3	2	0.4	0.2		
PCU factor		1	1	1.5	2.3	2	0.4	0.2			PCU factor		1	1	1.5	2.3	2	0.4	0.2		
07:00	08:00	9	11	20	16	0	0	0	56	86.8	07:00	07:15	0	0	0	0	0	0	0	0	0
07:15	08:15	11	16	17	14	0	0	0	58	84.7	07:15	07:30	0	0	0	0	0	0	0	0	0
07:30	08:30	7	20	17	15	0	0	0	59	87	07:30	07:45	0	0	0	0	0	0	0	0	0
07:45	08:45	9	19	19	13	0	0	0	60	86.4	07:45	08:00	0	0	0	0	0	0	0	0	0
08:00	09:00	10	16	15	7	0	0	0	48	64.6	08:00	08:15	0	0	0	0	0	0	0	0	0
08:15	09:15	10	12	16	10	2	0	0	50	73	08:15	08:30	0	0	0	0	0	0	0	0	0
08:30	09:30	18	14	17	15	2	0	0	66	96	08:30	08:45	0	0	0	0	0	0	0	0	0
08:45	09:45	18	16	13	17	2	1	0	67	97	08:45	09:00	2	0	0	0	0	0	0	0	0
09:00	10:00	29	20	11	20	2	1	0	83	115.9	09:00	09:15	1	0	0	0	0	0	0	0	0
09:15	10:15	24	18	8	16	0	1	0	67	91.2	09:15	09:30	0	0	0	0	0	0	0	0	0
09:30	10:30	16	11	3	9	0	1	0	40	52.6	09:30	09:45	0	0	0	0	0	0	0	0	0
09:45	10:45	13	5	0	5	0	0	0	23	29.5	09:45	10:00	0	0	0	0	0	0	0	0	0
16:00	17:00	163	81	15	12	1	0	1	273	296.3	16:00	16:15	0	0	0	0	0	0	0	0	0
16:15	17:15	167	73	16	14	1	1	0	272	298.6	16:15	16:30	0	0	0	0	0	0	0	0	0
16:30	17:30	159	71	17	15	0	1	0	263	290.4	16:30	16:45	0	0	0	0	0	0	0	0	0
16:45	17:45	167	59	15	17	0	2	0	260	288.4	16:45	17:00	0	0	0	0	0	0	0	0	0
17:00	18:00	145	46	14	12	0	3	0	220	240.8	17:00	17:15	0	0	0	0	0	0	0	0	0
17:15	18:15	115	35	11	9	0	3	2	175	188.8	17:15	17:30	0	0	0	0	0	0	0	0	0
17:30	18:30	105	25	8	8	2	5	2	155	166.8	17:30	17:45	0	0	0	0	0	0	0	0	0
17:45	18:45	76	19	4	8	2	4	2	115	125.4	17:45	18:00	0	0	0	0	0	0	0	0	0
18:00	19:00	54	14	1	9	2	3	2	85	95.8	18:00	18:15	0	0	0	0	0	0	0	0	0
18:15	19:15	17	5	1	7	2	2	0	34	44.4	18:15	18:30	0	0	0	0	0	0	0	0	0
18:30	19:30	7	3	0	6	0	0	0	16	23.8	18:30	18:45	0	0	0	0	0	0	0	0	0
18:45	19:45	6	0	0	3	0	0	0	9	12.9	18:45	19:00	0	0	0	0	0	0	0	0	0
P/TOT		410	188	76	76	5	7	3	0	0	765	900.2	P/TOT	3	2						

Period I Total: 3 1  
Period II Total: 0 1





from arm: **C**  
 to arm: **A**  
 Kingsnorth Industrial Estate

period I period II  
 from: 07:00 16:00  
 to: 10:00 19:00

DATE: 19/03/2020  
 DAY: Thursday

SITE: 1  
 LOCATION: Eshcol Road / Kingsnorth Industrial Estate  
 TOTAL ARMS: A B C D

from arm: **C**  
 to arm: **B**

period I period II  
 from: 07:00 16:00  
 to: 10:00 19:00

of an hour

OGV1	OGV2	PSV	MCL	PCL	TOT	PCU
1.5	2.3	2	0.4	0.2		
00:15	00:15	00:15	00:15	00:15	00:15	00:15
1	0	0	0	0	1	1.5
0	0	0	0	0	0	0
0	0	0	0	0	0	0
0	0	0	0	0	0	0
0	0	0	0	0	0	0
1	0	0	0	0	2	2.5
0	0	0	0	0	0	0
1	0	0	0	0	3	3.5
0	1	0	0	0	2	3.3
0	0	0	0	0	0	0
0	0	0	0	0	0	0
1	0	0	0	0	1	1.5
0	0	0	0	0	0	0
0	0	0	0	0	1	1
0	2	0	0	0	2	4.6
0	0	0	0	0	0	0
0	1	0	0	0	1	2.3
0	0	0	0	0	0	0
1	0	0	0	0	1	1.5
0	0	0	0	0	0	0
0	0	0	0	0	0	0
1	0	0	0	0	1	1.5
0	0	0	0	0	0	0
<b>6</b>	<b>4</b>	<b>0</b>	<b>0</b>	<b>0</b>	<b>15</b>	<b>23.2</b>
4	1	0	0	0	9	12.3
2	3	0	0	0	6	10.9

per hour

from	to	CAR	LGV	OGV1	OGV2	PSV	MCL	PCL	TOT	PCU.h
PCU factor		1	1	1.5	2.3	2	0.4	0.2		
INTERVAL		01:00	01:00	01:00	01:00	01:00	01:00	01:00	01:00	01:00
07:00	08:00	0	0	1	0	0	0	0	1	1.5
07:15	08:15	0	0	0	0	0	0	0	0	0
07:30	08:30	0	1	1	0	0	0	0	2	2.5
07:45	08:45	0	1	1	0	0	0	0	2	2.5
08:00	09:00	2	1	2	0	0	0	0	5	6
08:15	09:15	3	1	2	1	0	0	0	7	9.3
08:30	09:30	3	0	1	1	0	0	0	5	6.8
08:45	09:45	3	0	1	1	0	0	0	5	6.8
09:00	10:00	1	0	1	1	0	0	0	3	4.8
09:15	10:15	0	0	1	0	0	0	0	1	1.5
09:30	10:30	0	0	1	0	0	0	0	1	1.5
09:45	10:45	0	0	1	0	0	0	0	1	1.5
16:00	17:00	0	1	0	2	0	0	0	3	5.6
16:15	17:15	0	1	0	3	0	0	0	4	7.9
16:30	17:30	0	0	0	3	0	0	0	3	6.9
16:45	17:45	0	0	1	1	0	0	0	2	3.8
17:00	18:00	0	0	1	1	0	0	0	2	3.8
17:15	18:15	0	0	1	0	0	0	0	1	1.5
17:30	18:30	0	0	1	0	0	0	0	1	1.5
17:45	18:45	0	0	1	0	0	0	0	1	1.5
18:00	19:00	0	0	1	0	0	0	0	1	1.5
18:15	19:15	0	0	1	0	0	0	0	1	1.5
18:30	19:30	0	0	1	0	0	0	0	1	1.5
18:45	19:45	0	0	0	0	0	0	0	0	0
<b>P/TOT</b>		<b>3</b>	<b>2</b>	<b>6</b>	<b>4</b>	<b>0</b>	<b>0</b>	<b>0</b>	<b>15</b>	<b>23.2</b>

per quarter of an hour

from	to	CAR	LGV	OGV1	OGV2	PSV	MCL	PCL	TOT	PCU
PCU factor		1	1	1.5	2.3	2	0.4	0.2		
INTERVAL		00:15	00:15	00:15	00:15	00:15	00:15	00:15	00:15	00:15
07:00	07:15	0	0	0	0	0	0	0	0	0
07:15	07:30	0	0	0	1	0	0	0	1	2.3
07:30	07:45	0	1	0	1	0	0	0	2	3.3
07:45	08:00	1	0	0	0	0	0	0	1	1
08:00	08:15	3	0	0	0	0	0	0	3	3
08:15	08:30	0	1	0	0	0	0	0	1	1
08:30	08:45	1	0	0	0	0	0	0	1	1
08:45	09:00	1	0	1	0	0	0	0	2	2.5
09:00	09:15	3	1	0	0	0	0	0	4	4
09:15	09:30	3	4	2	0	0	0	0	9	10
09:30	09:45	0	0	1	0	0	1	0	2	1.9
09:45	10:00	7	1	0	0	0	0	0	8	8
16:00	16:15	10	2	0	0	0	0	0	12	12
16:15	16:30	2	1	1	0	0	0	0	4	4.5
16:30	16:45	5	3	0	0	0	0	0	8	8
16:45	17:00	1	1	0	1	0	0	0	3	4.3
17:00	17:15	33	2	0	0	0	0	0	35	35
17:15	17:30	4	3	0	1	0	0	0	8	9.3
17:30	17:45	5	1	1	0	0	0	0	7	7.5
17:45	18:00	0	0	1	0	0	0	0	1	1.5
18:00	18:15	2	1	0	0	0	0	0	3	3
18:15	18:30	1	0	0	0	0	0	0	1	1
18:30	18:45	0	0	0	0	0	0	0	0	0
18:45	19:00	0	0	0	0	0	0	0	0	0
<b>P/TOT</b>		<b>82</b>	<b>22</b>	<b>7</b>	<b>4</b>	<b>0</b>	<b>1</b>	<b>0</b>	<b>116</b>	<b>124.1</b>
Period I Total:		19	8	4	2	0	1	0	34	38
Period II Total:		63	14	3	2	0	0	0	82	86.1

per hour

from	to	CAR	LGV	OGV1	OGV2	TOT	PCU
PCU factor		1	1	1.5	2.3		
INTERVAL		01:00	01:00	01:00	01:00	01:00	01:00
07:00	08:00	1	1	0	2		
07:15	08:15	4	1	0	2		
07:30	08:30	4	2	0	1		
07:45	08:45	5	1	0	0		
08:00	09:00	5	1	1	0		
08:15	09:15	5	2	1	0		
08:30	09:30	8	5	3	0		
08:45	09:45	7	5	4	0		
09:00	10:00	13	6	3	0		
09:15	10:15	10	5	3	0		
09:30	10:30	7	1	1	0		
09:45	10:45	7	1	0	0		
16:00	17:00	18	7	1	1		
16:15	17:15	41	7	1	1		
16:30	17:30	43	9	0	2		
16:45	17:45	43	7	1	2		
17:00	18:00	42	6	2	1		
17:15	18:15	11	5	2	1		
17:30	18:30	8	2	2	0		
17:45	18:45	3	1	1	0		
18:00	19:00	3	1	0	0		
18:15	19:15	1	0	0	0		
18:30	19:30	0	0	0	0		
18:45	19:45	0	0	0	0		
<b>P/TOT</b>		<b>82</b>	<b>22</b>	<b>7</b>	<b>4</b>		



DATE: 19/03/2020  
DAY: Thursday

SITE: 1

LOCATION: Eshcol Road / Kingsnorth Industrial Estate  
TOTAL ARMS: A B C D

from arm: C  
to arm: C

period I period II  
from: 07:00 16:00  
to: 10:00 19:00

DATE: 19/03/2020  
DAY: Thursday

SITE: 1

LOCATION: Eshcol Road / Kingsnorth Industrial Estate  
TOTAL ARMS: A B C D

			per quarter of an hour													
PSV	MCL	PCL	TOT	PCU.h	from	to	CAR	LGV	OGV1	OGV2	PSV	MCL	PCL	TOT	PCU	
2	0.4	0.2					1	1	1.5	2.3	2	0.4	0.2			
					PCU factor											
					INTERVAL											
0	0	0	4	6.6	07:00	07:15	0	0	0	0	0	0	0	0	0	
0	0	0	7	9.6	07:15	07:30	0	0	0	0	0	0	0	0	0	
0	0	0	7	8.3	07:30	07:45	0	0	0	0	0	0	0	0	0	
0	0	0	6	6	07:45	08:00	0	0	0	0	0	0	0	0	0	
0	0	0	7	7.5	08:00	08:15	0	0	0	0	0	0	0	0	0	
0	0	0	8	8.5	08:15	08:30	0	0	0	0	0	0	0	0	0	
0	0	0	16	17.5	08:30	08:45	0	0	0	0	0	0	0	0	0	
0	1	0	17	18.4	08:45	09:00	0	0	0	0	0	0	0	0	0	
0	1	0	23	23.9	09:00	09:15	0	0	0	0	0	0	0	0	0	
0	1	0	19	19.9	09:15	09:30	0	0	0	0	0	0	0	0	0	
0	1	0	10	9.9	09:30	09:45	0	0	0	0	0	0	0	0	0	
0	0	0	8	8	09:45	10:00	0	0	0	0	0	0	0	0	0	
0	0	0	27	28.8	16:00	16:15	0	0	0	0	0	0	0	0	0	
0	0	0	50	51.8	16:15	16:30	0	0	0	0	0	0	0	0	0	
0	0	0	54	56.6	16:30	16:45	0	0	0	0	0	0	0	0	0	
0	0	0	53	56.1	16:45	17:00	0	0	0	0	0	0	0	0	0	
0	0	0	51	53.3	17:00	17:15	0	0	0	0	0	0	0	0	0	
0	0	0	19	21.3	17:15	17:30	0	0	0	0	0	0	0	0	0	
0	0	0	12	13	17:30	17:45	0	0	0	0	0	0	0	0	0	
0	0	0	5	5.5	17:45	18:00	0	0	0	0	0	0	0	0	0	
0	0	0	4	4	18:00	18:15	0	0	0	0	0	0	0	0	0	
0	0	0	1	1	18:15	18:30	0	0	0	0	0	0	0	0	0	
0	0	0	0	0	18:30	18:45	0	0	0	0	0	0	0	0	0	
0	0	0	0	0	18:45	19:00	0	0	0	0	0	0	0	0	0	
0	1	0	116	124.1	P/TOT		0	0	0	0	0	0	0	0	0	

Period I Total: 0 0 0 0 0 0 0 0 0 0 0 0 0 0 0  
Period II Total: 0 0 0 0 0 0 0 0 0 0 0 0 0 0 0

			per hour																				
from	to	PCU factor	CAR	LGV	OGV1	OGV2	PSV	MCL	PCL	TOT	PCU.h	from	to	PCU factor	CAR	LGV	OGV1	OGV2	PSV	MCL	PCL	TOT	PCU
07:00	08:00	1	1	1.5	2.3	2	0.4	0.2				07:00	07:15	1	1	1.5	2.3	2	0.4	0.2			
			INTERVAL										INTERVAL										
07:00	08:00	0	0	0	0	0	0	0	0	0	0	07:00	07:15	0	0	0	0	0	0	0	0	0	0
07:15	08:15	0	0	0	0	0	0	0	0	0	0	07:15	07:30	0	0	0	0	0	0	0	0	0	0
07:30	08:30	0	0	0	0	0	0	0	0	0	0	07:30	07:45	0	0	0	0	0	0	0	0	0	0
07:45	08:45	0	0	0	0	0	0	0	0	0	0	07:45	08:00	0	0	0	0	0	0	0	0	0	0
08:00	09:00	0	0	0	0	0	0	0	0	0	0	08:00	08:15	0	0	0	0	0	0	0	0	0	0
08:15	09:15	0	0	0	0	0	0	0	0	0	0	08:15	08:30	0	0	0	0	0	0	0	0	0	0
08:30	09:30	0	0	0	0	0	0	0	0	0	0	08:30	08:45	0	0	0	0	0	0	0	0	0	0
08:45	09:45	0	0	0	0	0	0	0	0	0	0	08:45	09:00	0	0	0	0	0	0	0	0	0	0
09:00	10:00	0	0	0	0	0	0	0	0	0	0	09:00	09:15	0	0	0	0	0	0	0	0	0	0
09:15	10:15	0	0	0	0	0	0	0	0	0	0	09:15	09:30	0	0	0	0	0	0	0	0	0	0
09:30	10:30	0	0	0	0	0	0	0	0	0	0	09:30	09:45	0	0	1	0	0	0	0	0	0	0
09:45	10:45	0	0	0	0	0	0	0	0	0	0	09:45	10:00	0	0	0	0	0	0	0	0	0	0
16:00	17:00	0	0	0	0	0	0	0	0	0	0	16:00	16:15	0	0	0	0	0	0	0	0	0	0
16:15	17:15	0	0	0	0	0	0	0	0	0	0	16:15	16:30	0	0	0	0	0	0	0	0	0	0
16:30	17:30	0	0	0	0	0	0	0	0	0	0	16:30	16:45	0	0	0	0	0	0	0	0	0	0
16:45	17:45	0	0	0	0	0	0	0	0	0	0	16:45	17:00	0	0	1	0	0	0	0	0	0	0
17:00	18:00	0	0	0	0	0	0	0	0	0	0	17:00	17:15	0	0	0	0	0	0	0	0	0	0
17:15	18:15	0	0	0	0	0	0	0	0	0	0	17:15	17:30	0	0	0	0	0	0	0	0	0	0
17:30	18:30	0	0	0	0	0	0	0	0	0	0	17:30	17:45	0	0	0	0	0	0	0	0	0	0
17:45	18:45	0	0	0	0	0	0	0	0	0	0	17:45	18:00	0	0	0	0	0	0	0	0	0	0
18:00	19:00	0	0	0	0	0	0	0	0	0	0	18:00	18:15	0	0	0	0	0	0	0	0	0	0
18:15	19:15	0	0	0	0	0	0	0	0	0	0	18:15	18:30	0	0	0	0	0	0	0	0	0	0
18:30	19:30	0	0	0	0	0	0	0	0	0	0	18:30	18:45	0	0	0	0	0	0	0	0	0	0
18:45	19:45	0	0	0	0	0	0	0	0	0	0	18:45	19:00	0	0	0	0	0	0	0	0	0	0
0	0	0	0	0	0	0	0	0	0	0	0	P/TOT		0	0	2	0	0	0	0	0	0	0

Period I Total: 0 0 1 0 0 0 0 0  
Period II Total: 0 0 1 0 0 0 0 0



from arm: **C** to arm: **D** from: 07:00 16:00 to: 10:00 19:00 DATE: 19/03/2020 DAY: Thursday SITE: 1 LOCATION: Eshcol Road / Kingsnorth Industrial Estate TOTAL ARMS: A B C D from arm: **C** to arm: **all** from: 07:00 16:00 to: 10:00 19:00 DATE: DAY:

		per hour										per quarter of an hour										per hour													
TOT	PCU	from	to	CAR	LGV	OGV1	OGV2	PSV	MCL	PCL	TOT	PCU.h	from	to	CAR	LGV	OGV1	OGV2	PSV	MCL	PCL	TOT	PCU	from	to	CAR	LGV	OGV1	OGV2	PSV	MCL	PCL	TOT	PCU	
		07:00	08:00	1	1	1.5	2.3	2	0.4	0.2			07:00	07:15	1	1	1.5	2.3	2	0.4	0.2			07:00	08:00	1	1	1.5	2.3	2	0.4	0.2			
0	0	07:00	08:00	0	0	0	0	0	0	0	0	0	07:00	07:15	0	0	1	0	0	0	0	0	1	1.5	07:00	08:00	1	1	1	2	0	0	0	0	
0	0	07:15	08:15	0	0	0	0	0	0	0	0	0	07:15	07:30	0	0	0	1	0	0	0	0	1	2.3	07:15	08:15	4	1	0	2	0	0	0	0	
0	0	07:30	08:30	0	0	0	0	0	0	0	0	0	07:30	07:45	0	1	0	1	0	0	0	0	2	3.3	07:30	08:30	4	3	1	1	0	0	0	0	
0	0	07:45	08:45	0	0	0	0	0	0	0	0	0	07:45	08:00	1	0	0	0	0	0	0	0	1	1	07:45	08:45	5	2	1	0	0	0	0	0	
0	0	08:00	09:00	0	0	0	0	0	0	0	0	0	08:00	08:15	3	0	0	0	0	0	0	0	3	3	08:00	09:00	7	2	3	0	0	0	0	0	
0	0	08:15	09:15	0	0	0	0	0	0	0	0	0	08:15	08:30	0	2	1	0	0	0	0	0	3	3.5	08:15	09:15	8	3	3	1	0	0	0	0	
0	0	08:30	09:30	0	0	0	0	0	0	0	0	0	08:30	08:45	1	0	0	0	0	0	0	0	1	1	08:30	09:30	11	5	4	1	0	0	0	0	
0	0	08:45	09:45	0	0	1	0	0	0	0	0	1	08:45	09:00	3	0	2	0	0	0	0	0	5	6	08:45	09:45	10	5	6	1	0	1	0	0	
0	0	09:00	10:00	0	0	1	0	0	0	0	1	1.5	09:00	09:15	4	1	0	1	0	0	0	0	6	7.3	09:00	10:00	14	6	5	1	0	1	0	0	
0	0	09:15	10:15	0	0	1	0	0	0	0	1	1.5	09:15	09:30	3	4	2	0	0	0	0	0	9	10	09:15	10:15	10	5	5	0	0	1	0	0	
1	1.5	09:30	10:30	0	0	1	0	0	0	0	1	1.5	09:30	09:45	0	0	2	0	0	1	0	0	3	3.4	09:30	10:30	7	1	3	0	0	1	0	0	
0	0	09:45	10:45	0	0	0	0	0	0	0	0	0	09:45	10:00	7	1	1	0	0	0	0	0	9	9.5	09:45	10:45	7	1	1	0	0	0	0	0	
0	0	16:00	17:00	0	0	1	0	0	0	0	1	1.5	16:00	16:15	10	2	0	0	0	0	0	0	12	12	16:00	17:00	18	8	2	3	0	0	0	0	
0	0	16:15	17:15	0	0	1	0	0	0	0	1	1.5	16:15	16:30	2	2	1	0	0	0	0	0	5	5.5	16:15	17:15	41	8	2	4	0	0	0	0	
0	0	16:30	17:30	0	0	1	0	0	0	0	1	1.5	16:30	16:45	5	3	0	2	0	0	0	0	10	12.6	16:30	17:30	43	9	1	5	0	0	0	0	
1	1.5	16:45	17:45	0	0	1	0	0	0	0	1	1.5	16:45	17:00	1	1	1	1	0	0	0	0	4	5.8	16:45	17:45	43	7	3	3	0	0	0	0	
0	0	17:00	18:00	0	0	0	0	0	0	0	0	0	17:00	17:15	33	2	0	1	0	0	0	0	36	37.3	17:00	18:00	42	6	3	2	0	0	0	0	
0	0	17:15	18:15	0	0	0	0	0	0	0	0	0	17:15	17:30	4	3	0	1	0	0	0	0	8	9.3	17:15	18:15	11	5	3	1	0	0	0	0	
0	0	17:30	18:30	0	0	0	0	0	0	0	0	0	17:30	17:45	5	1	2	0	0	0	0	0	8	9	17:30	18:30	8	2	3	0	0	0	0	0	
0	0	17:45	18:45	0	0	0	0	0	0	0	0	0	17:45	18:00	0	0	1	0	0	0	0	0	1	1.5	17:45	18:45	3	1	2	0	0	0	0	0	
0	0	18:00	19:00	0	0	0	0	0	0	0	0	0	18:00	18:15	2	1	0	0	0	0	0	0	3	3	18:00	19:00	3	1	1	0	0	0	0	0	
0	0	18:15	19:15	0	0	0	0	0	0	0	0	0	18:15	18:30	1	0	0	0	0	0	0	0	1	1	18:15	19:15	1	0	1	0	0	0	0	0	
0	0	18:30	19:30	0	0	0	0	0	0	0	0	0	18:30	18:45	0	0	1	0	0	0	0	0	1	1.5	18:30	19:30	0	0	1	0	0	0	0	0	
0	0	18:45	19:45	0	0	0	0	0	0	0	0	0	18:45	19:00	0	0	0	0	0	0	0	0	0	0	18:45	19:45	0	0	0	0	0	0	0	0	
0	0	P/TOT		0	0	2	0	0	0	0	2	3	P/TOT		85	24	15	8	0	1	0	0	133	150.3	P/TOT		85	24	15	8	0	1	0	0	0
0	0	1	1.5	Period I Total:	22	9	9	3	0	1	0	0	0	44	51.8																				
0	0	1	1.5	Period II Total:	63	15	6	5	0	0	0	0	0	89	98.5																				



19/03/2020 SITE: 1  
Thursday LOCATION: Eshcol Road / Kingsnorth Industrial Estate  
TOTAL ARMS: A B C D

from arm: all  
to arm: C

period I period II  
from: 07:00 16:00  
to: 10:00 19:00

DATE: 19/03/2020 SITE: 1  
DAY: Thursday LOCATION: Eshcol Road / Kingsnorth Industrial Estate  
TOTAL ARMS:

from arm: D  
to arm: A

TOT	PCU.h	from	to	CAR	LGV	OGV1	OGV2	PSV	MCL	PCL	TOT	PCU		
		PCU factor		1	1	1.5	2.3	2	0.4	0.2				
01:00	01:00	INTERVAL		00:15	00:15	00:15	00:15	00:15	00:15	00:15	00:15	00:15		
5	8.1	07:00	07:15	4	2	0	0	0	0	0	6	6		
7	9.6	07:15	07:30	1	0	0	0	0	0	0	1	1		
9	10.8	07:30	07:45	2	0	0	0	0	0	0	2	2		
8	8.5	07:45	08:00	10	1	1	0	0	0	0	12	12.5		
12	13.5	08:00	08:15	4	2	0	0	0	0	0	6	6		
15	17.8	08:15	08:30	1	1	0	0	0	0	0	2	2		
21	24.3	08:30	08:45	7	0	1	0	0	0	0	8	8.5		
23	26.7	08:45	09:00	4	2	1	0	0	0	0	7	7.5		
27	30.2	09:00	09:15	5	2	1	1	0	1	0	10	11.2		
21	22.9	09:15	09:30	5	2	3	1	0	0	0	11	13.8		
12	12.9	09:30	09:45	4	0	2	0	0	0	0	6	7		
9	9.5	09:45	10:00	3	2	0	0	0	0	0	5	5		
31	35.9	16:00	16:15	1	2	0	1	0	0	0	4	5.3		
55	61.2	16:15	16:30	0	1	0	0	0	0	0	1	1		
58	65	16:30	16:45	0	0	0	0	0	0	0	0	0		
56	61.4	16:45	17:00	0	0	3	0	0	0	0	3	4.5		
53	57.1	17:00	17:15	1	1	1	0	0	0	0	3	3.5		
20	22.8	17:15	17:30	2	0	0	0	0	0	0	2	2		
13	14.5	17:30	17:45	0	0	0	0	0	0	0	0	0		
6	7	17:45	18:00	2	0	0	1	0	0	0	3	4.3		
5	5.5	18:00	18:15	0	0	0	1	0	0	0	1	2.3		
2	2.5	18:15	18:30	1	0	0	0	0	0	0	1	1		
1	1.5	18:30	18:45	0	0	0	1	0	0	0	1	2.3		
0	0	18:45	19:00	0	0	0	0	0	0	0	0	0		
133	150.3	P/TOT		57	18	13	6	0	1	0	0	0	95	108.7

Period I Total: 50 14 9 2 0 1 0 0 0 76 82.5  
Period II Total: 7 4 4 4 0 0 0 0 0 19 26.2

from	to	CAR	LGV	OGV1	OGV2	PSV	MCL	PCL	TOT	PCU.h		
		PCU factor		1	1	1.5	2.3	2	0.4	0.2		
INTERVAL		01:00	01:00	01:00	01:00	01:00	01:00	01:00	01:00	01:00	01:00	01:00
07:00	08:00	17	3	1	0	0	0	0	0	21	21.5	
07:15	08:15	17	3	1	0	0	0	0	0	21	21.5	
07:30	08:30	17	4	1	0	0	0	0	0	22	22.5	
07:45	08:45	22	4	2	0	0	0	0	0	28	29	
08:00	09:00	16	5	2	0	0	0	0	0	23	24	
08:15	09:15	17	5	3	1	0	1	0	0	27	29.2	
08:30	09:30	21	6	6	2	0	1	0	0	36	41	
08:45	09:45	18	6	7	2	0	1	0	0	34	39.5	
09:00	10:00	17	6	6	2	0	1	0	0	32	37	
09:15	10:15	12	4	5	1	0	0	0	0	22	25.8	
09:30	10:30	7	2	2	0	0	0	0	0	11	12	
09:45	10:45	3	2	0	0	0	0	0	0	5	5	
16:00	17:00	1	3	3	1	0	0	0	0	8	10.8	
16:15	17:15	1	2	4	0	0	0	0	0	7	9	
16:30	17:30	3	1	4	0	0	0	0	0	8	10	
16:45	17:45	3	1	4	0	0	0	0	0	8	10	
17:00	18:00	5	1	1	1	0	0	0	0	8	9.8	
17:15	18:15	4	0	0	2	0	0	0	0	6	8.6	
17:30	18:30	3	0	0	2	0	0	0	0	5	7.6	
17:45	18:45	3	0	0	3	0	0	0	0	6	9.9	
18:00	19:00	1	0	0	2	0	0	0	0	3	5.6	
18:15	19:15	1	0	0	1	0	0	0	0	2	3.3	
18:30	19:30	0	0	0	1	0	0	0	0	1	2.3	
18:45	19:45	0	0	0	0	0	0	0	0	0	0	
P/TOT		57	18	13	6	0	1	0	0	0	95	108.7

per quarter of an hour												TOT	PCU
from	to	CAR	LGV	OGV1	OGV2	PSV	MCL	PCL	PCU factor		TOT	PCU	
		1	1	1.5	2.3	2	0.4	0.2			00:15	00:15	
INTERVAL		00:15	00:15	00:15	00:15	00:15	00:15	00:15			00:15	00:15	
07:00	07:15	0	0	1	0	0	0	0			1	1.5	
07:15	07:30	0	0	0	0	0	0	0			0	0	
07:30	07:45	0	0	0	0	0	0	0			0	0	
07:45	08:00	0	0	0	0	0	0	0			0	0	
08:00	08:15	0	0	0	0	0	0	0			0	0	
08:15	08:30	0	0	0	0	0	0	0			0	0	
08:30	08:45	0	1	0	0	0	0	0			1	1	
08:45	09:00	0	0	0	0	0	0	0			0	0	
09:00	09:15	0	0	0	0	0	0	0			0	0	
09:15	09:30	1	0	0	1	0	0	0			2	3.3	
09:30	09:45	1	0	0	0	0	0	0			1	1	
09:45	10:00	0	0	0	0	0	0	0			0	0	
16:00	16:15	0	0	0	0	0	0	0			0	0	
16:15	16:30	0	0	0	0	0	0	0			0	0	
16:30	16:45	0	0	0	0	0	0	0			0	0	
16:45	17:00	0	0	0	0	0	0	0			0	0	
17:00	17:15	0	0	0	0	0	0	0			0	0	
17:15	17:30	0	0	0	0	0	0	0			0	0	
17:30	17:45	0	0	0	0	0	0	0			0	0	
17:45	18:00	0	0	0	0	0	0	0			0	0	
18:00	18:15	0	0	0	0	0	0	0			0	0	
18:15	18:30	0	0	0	0	0	0	0			0	0	
18:30	18:45	0	0	0	0	0	0	0			0	0	
18:45	19:00	0	0	0	0	0	0	0			0	0	
P/TOT		2	1	1	1	0	0	0			5	6.8	

Period I Total: 2 1 1 1 0 0 0 0 0 5 6.8  
Period II Total: 0 0 0 0 0 0 0 0 0 0 0



period I period II  
from: 07:00 16:00  
to: 10:00 19:00

DATE: 19/03/2020  
DAY: Thursday

SITE: 1  
LOCATION: Eshcol Road / Kingsnorth Industrial Estate  
TOTAL ARMS: A B C D

from arm: D  
to arm: B

period I period II  
from: 07:00 16:00  
to: 10:00 19:00

DATE: 19/03/2020  
DAY: Thursday  
SITE: 1  
LOCATION: Eshcol  
TOTAL ARMS: A

		per hour							TOT	PCU.h
from	to	CAR	LGV	OGV1	OGV2	PSV	MCL	PCL		
PCU factor		1	1	1.5	2.3	2	0.4	0.2		
INTERVAL		01:00	01:00	01:00	01:00	01:00	01:00	01:00	TOT	PCU.h
07:00	08:00	0	0	1	0	0	0	0	1	1.5
07:15	08:15	0	0	0	0	0	0	0	0	0
07:30	08:30	0	0	0	0	0	0	0	0	0
07:45	08:45	0	1	0	0	0	0	0	1	1
08:00	09:00	0	1	0	0	0	0	0	1	1
08:15	09:15	0	1	0	0	0	0	0	1	1
08:30	09:30	1	1	0	1	0	0	0	3	4.3
08:45	09:45	2	0	0	1	0	0	0	3	4.3
09:00	10:00	2	0	0	1	0	0	0	3	4.3
09:15	10:15	2	0	0	1	0	0	0	3	4.3
09:30	10:30	1	0	0	0	0	0	0	1	1
09:45	10:45	0	0	0	0	0	0	0	0	0
16:00	17:00	0	0	0	0	0	0	0	0	0
16:15	17:15	0	0	0	0	0	0	0	0	0
16:30	17:30	0	0	0	0	0	0	0	0	0
16:45	17:45	0	0	0	0	0	0	0	0	0
17:00	18:00	0	0	0	0	0	0	0	0	0
17:15	18:15	0	0	0	0	0	0	0	0	0
17:30	18:30	0	0	0	0	0	0	0	0	0
17:45	18:45	0	0	0	0	0	0	0	0	0
18:00	19:00	0	0	0	0	0	0	0	0	0
18:15	19:15	0	0	0	0	0	0	0	0	0
18:30	19:30	0	0	0	0	0	0	0	0	0
18:45	19:45	0	0	0	0	0	0	0	0	0
P/TOT		2	1	1	1	0	0	0	5	6.8

		per quarter of an hour							TOT	PCU
from	to	CAR	LGV	OGV1	OGV2	PSV	MCL	PCL		
PCU factor		1	1	1.5	2.3	2	0.4	0.2		
INTERVAL		00:15	00:15	00:15	00:15	00:15	00:15	00:15	TOT	PCU
07:00	07:15	0	0	0	0	0	0	0	0	0
07:15	07:30	0	0	0	0	0	0	0	0	0
07:30	07:45	0	0	1	0	0	0	0	1	1.5
07:45	08:00	0	0	1	0	0	0	0	1	1.5
08:00	08:15	0	0	0	0	0	0	0	0	0
08:15	08:30	0	0	0	0	0	0	0	0	0
08:30	08:45	0	0	0	0	0	0	0	0	0
08:45	09:00	0	0	1	1	0	0	0	2	3.8
09:00	09:15	0	0	0	0	0	0	0	0	0
09:15	09:30	1	0	0	0	0	0	0	1	1
09:30	09:45	0	0	1	0	0	0	0	1	1.5
09:45	10:00	0	0	0	0	0	0	0	0	0
16:00	16:15	4	0	0	0	0	0	0	4	4
16:15	16:30	1	1	0	0	0	0	0	2	2
16:30	16:45	2	0	0	0	0	0	0	2	2
16:45	17:00	3	1	1	0	0	0	0	5	5.5
17:00	17:15	2	1	0	0	0	0	0	3	3
17:15	17:30	1	0	0	0	0	0	0	1	1
17:30	17:45	0	0	0	0	0	0	0	0	0
17:45	18:00	1	1	0	0	0	0	0	2	2
18:00	18:15	3	0	0	0	0	0	0	3	3
18:15	18:30	2	0	0	0	0	0	0	2	2
18:30	18:45	0	0	0	0	0	0	0	0	0
18:45	19:00	3	0	0	0	0	0	0	3	3
P/TOT		23	4	5	1	0	0	0	33	36.8

Period I Total: 1 0 4 1 0 0 0 0 0 6 9.3  
Period II Total: 22 4 1 0 0 0 0 0 0 27 27.5

		per hour							TOT	PCU.h
from	to	CAR	LGV	OGV1	OGV2	PSV	MCL	PCL		
PCU factor		1	1	1.5	2.3	2	0.4	0.2		
INTERVAL		01:00	01:00	01:00	01:00	01:00	01:00	01:00	TOT	PCU.h
07:00	08:00	0	0	2	0	0	0	0	2	3
07:15	08:15	0	0	2	0	0	0	0	2	3
07:30	08:30	0	0	2	0	0	0	0	2	3
07:45	08:45	0	0	1	0	0	0	0	1	1.5
08:00	09:00	0	0	1	1	0	0	0	2	3.8
08:15	09:15	0	0	1	1	0	0	0	2	3.8
08:30	09:30	1	0	1	1	0	0	0	3	4.8
08:45	09:45	1	0	2	1	0	0	0	4	6.3
09:00	10:00	1	0	1	0	0	0	0	2	2.5
09:15	10:15	1	0	1	0	0	0	0	2	2.5
09:30	10:30	0	0	1	0	0	0	0	1	1.5
09:45	10:45	0	0	0	0	0	0	0	0	0
16:00	17:00	10	2	1	0	0	0	0	13	13.5
16:15	17:15	8	3	1	0	0	0	0	12	12.5
16:30	17:30	8	2	1	0	0	0	0	11	11.5
16:45	17:45	6	2	1	0	0	0	0	9	9.5
17:00	18:00	4	2	0	0	0	0	0	6	6
17:15	18:15	5	1	0	0	0	0	0	6	6
17:30	18:30	6	1	0	0	0	0	0	7	7
17:45	18:45	6	1	0	0	0	0	0	7	7
18:00	19:00	8	0	0	0	0	0	0	8	8
18:15	19:15	5	0	0	0	0	0	0	5	5
18:30	19:30	3	0	0	0	0	0	0	3	3
18:45	19:45	3	0	0	0	0	0	0	3	3
P/TOT		23	4	5	1	0	0	0	33	36.8

		per qt	
from	to	CAR	
PCU factor		1	
INTERVAL		00:15	
07:00	07:15	1	
07:15	07:30	0	
07:30	07:45	0	
07:45	08:00	1	
08:00	08:15	0	
08:15	08:30	1	
08:30	08:45	0	
08:45	09:00	2	
09:00	09:15	1	
09:15	09:30	0	
09:30	09:45	0	
09:45	10:00	0	
16:00	16:15	0	
16:15	16:30	0	
16:30	16:45	0	
16:45	17:00	0	
17:00	17:15	0	
17:15	17:30	0	
17:30	17:45	0	
17:45	18:00	0	
18:00	18:15	0	
18:15	18:30	0	
18:30	18:45	0	
18:45	19:00	0	
P/TOT		6	

Period I Total: 6  
Period II Total: 0



Road / Kingsnorth Industrial Estate										from arm: <b>D</b> to arm: <b>C</b>		period I period II from: 07:00 16:00 to: 10:00 19:00		DATE: 19/03/2020 DAY: Thursday		SITE: 1 LOCATION: Eshcol Road / Kingsnorth Industrial Estate		from arm: <b>D</b> to arm: <b>D</b>		period I period II from: 07:00 16:00 to: 10:00 19:00																
B C D														TOTAL ARMS: A B C D																						
Quarter of an hour												per hour				per quarter of an hour				per hour																
LGV	OGV1	OGV2	PSV	MCL	PCL	TOT	PCU	from	to	CAR	LGV	OGV1	OGV2	PSV	MCL	PCL	TOT	PCU.h	from	to	CAR	LGV	OGV1	OGV2	PSV	MCL	PCL	TOT	PCU	from	to	CAR	LGV	OGV1	TOT	PCU
1	1.5	2.3	2	0.4	0.2			PCU factor		1	1	1.5	2.3	2	0.4	0.2			PCU factor		1	1	1.5	2.3	2	0.4	0.2			PCU factor		1	1	1.5		
00:15	00:15	00:15	00:15	00:15	00:15	00:15	00:15	INTERVAL	01:00	01:00	01:00	01:00	01:00	01:00	01:00	01:00	01:00	01:00	INTERVAL	00:15	00:15	00:15	00:15	00:15	00:15	00:15	00:15	00:15	00:15	INTERVAL	01:00	01:00	01:00			
0	0	0	0	0	0	1	1	07:00	08:00	2	0	0	0	0	0	0	2	2	07:00	07:15	0	0	0	0	0	0	0	0	0	07:00	08:00	0	0	0		
0	0	0	0	0	0	0	0	07:15	08:15	1	0	0	0	0	0	0	1	1	07:15	07:30	0	0	0	0	0	0	0	0	0	07:15	08:15	0	0	0		
0	0	0	0	0	0	0	0	07:30	08:30	2	0	0	0	0	0	0	2	2	07:30	07:45	0	0	0	0	0	0	0	0	0	07:30	08:30	0	0	0		
0	0	0	0	0	0	1	1	07:45	08:45	2	0	0	0	0	0	0	2	2	07:45	08:00	0	0	0	0	0	0	0	0	0	07:45	08:45	0	0	0		
0	0	0	0	0	0	0	0	08:00	09:00	3	0	1	0	0	0	0	4	4.5	08:00	08:15	0	0	0	0	0	0	0	0	0	08:00	09:00	0	0	0		
0	0	0	0	0	0	1	1	08:15	09:15	4	0	1	0	0	1	0	6	5.9	08:15	08:30	0	0	0	0	0	0	0	0	0	08:15	09:15	0	0	0		
0	0	0	0	0	0	0	0	08:30	09:30	3	0	2	0	0	1	0	6	6.4	08:30	08:45	0	0	0	0	0	0	0	0	0	08:30	09:30	0	0	0		
0	1	0	0	0	0	3	3.5	08:45	09:45	3	0	2	0	0	1	0	6	6.4	08:45	09:00	0	0	0	0	0	0	0	0	0	08:45	09:45	0	0	0		
0	0	0	0	0	1	2	1.4	09:00	10:00	1	0	1	0	0	1	0	3	2.9	09:00	09:15	0	0	0	0	0	0	0	0	0	09:00	10:00	0	0	0		
0	1	0	0	0	0	1	1.5	09:15	10:15	0	0	1	0	0	0	0	1	1.5	09:15	09:30	0	0	0	0	0	0	0	0	0	09:15	10:15	0	0	0		
0	0	0	0	0	0	0	0	09:30	10:30	0	0	0	0	0	0	0	0	0	09:30	09:45	0	0	0	0	0	0	0	0	0	09:30	10:30	0	0	0		
0	0	0	0	0	0	0	0	09:45	10:45	0	0	0	0	0	0	0	0	0	09:45	10:00	0	0	0	0	0	0	0	0	0	09:45	10:45	0	0	0		
1	0	0	0	0	0	1	1	16:00	17:00	0	1	0	0	0	0	0	1	1	16:00	16:15	0	0	0	0	0	0	0	0	0	16:00	17:00	0	0	0		
0	0	0	0	0	0	0	0	16:15	17:15	0	0	0	0	0	0	0	0	0	16:15	16:30	0	0	0	0	0	0	0	0	0	16:15	17:15	0	0	0		
0	0	0	0	0	0	0	0	16:30	17:30	0	0	0	0	0	0	0	0	0	16:30	16:45	0	0	0	0	0	0	0	0	0	16:30	17:30	0	0	0		
0	0	0	0	0	0	0	0	16:45	17:45	0	0	0	0	0	0	0	0	0	16:45	17:00	0	0	0	0	0	0	0	0	0	16:45	17:45	0	0	0		
0	0	0	0	0	0	0	0	17:00	18:00	0	0	0	0	0	0	0	0	0	17:00	17:15	0	0	0	0	0	0	0	0	0	17:00	18:00	0	0	0		
0	0	0	0	0	0	0	0	17:15	18:15	0	0	0	0	0	0	0	0	0	17:15	17:30	0	0	0	0	0	0	0	0	0	17:15	18:15	0	0	0		
0	0	0	0	0	0	0	0	17:30	18:30	0	0	0	0	0	0	0	0	0	17:30	17:45	0	0	0	0	0	0	0	0	0	17:30	18:30	0	0	0		
0	0	0	0	0	0	0	0	17:45	18:45	0	0	0	0	0	0	0	0	0	17:45	18:00	0	0	0	0	0	0	0	0	0	17:45	18:45	0	0	0		
0	0	0	0	0	0	0	0	18:00	19:00	0	0	0	0	0	0	0	0	0	18:00	18:15	0	0	0	0	0	0	0	0	0	18:00	19:00	0	0	0		
0	0	0	0	0	0	0	0	18:15	19:15	0	0	0	0	0	0	0	0	0	18:15	18:30	0	0	0	0	0	0	0	0	0	18:15	19:15	0	0	0		
0	0	0	0	0	0	0	0	18:30	19:30	0	0	0	0	0	0	0	0	0	18:30	18:45	0	0	0	0	0	0	0	0	0	18:30	19:30	0	0	0		
0	0	0	0	0	0	0	0	18:45	19:45	0	0	0	0	0	0	0	0	0	18:45	19:00	0	0	0	0	0	0	0	0	0	18:45	19:45	0	0	0		
1	2	0	0	1	0	10	10.4	P/TOT		6	1	2	0	0	1	0	10	10.4	P/TOT		0	0	0	0	0	0	0	0	0							
0	2	0	0	1	0	9	9.4														0	0	0	0	0	0	0	0	0							
1	0	0	0	0	0	1	1														0	0	0	0	0	0	0	0	0							



DATE: 19/03/2020  
DAY: Thursday

SITE: 1  
LOCATION: Eshcol Road / Kingsnorth Industrial Estate  
TOTAL ARMS: A B C D

from arm: D  
to arm: all

period I period II  
from: 07:00 16:00  
to: 10:00 19:00

DATE: 19/03/2020  
DAY: Thursday

SITE: 1  
LOCATION: Eshcol Road / Kingsnorth Industrial Estate  
TOTAL ARMS: A B C D

				per quarter of an hour												
OGV2	PSV	MCL	PCL	TOT	PCU.h	from	to	CAR	LGV	OGV1	OGV2	PSV	MCL	PCL	TOT	PCU
2.3	2	0.4	0.2					1	1	1.5	2.3	2	0.4	0.2		
						PCU factor										
						INTERVAL										
01:00	01:00	01:00	01:00	01:00	01:00	07:00	07:15	1	0	1	0	0	0	0	2	2.5
0	0	0	0	0	0	07:15	07:30	0	0	0	0	0	0	0	0	0
0	0	0	0	0	0	07:30	07:45	0	0	1	0	0	0	0	1	1.5
0	0	0	0	0	0	07:45	08:00	1	0	1	0	0	0	0	2	2.5
0	0	0	0	0	0	08:00	08:15	0	0	0	0	0	0	0	0	0
0	0	0	0	0	0	08:15	08:30	1	0	0	0	0	0	0	1	1
0	0	0	0	0	0	08:30	08:45	0	1	0	0	0	0	0	1	1
0	0	0	0	0	0	08:45	09:00	2	0	2	1	0	0	0	5	7.3
0	0	0	0	0	0	09:00	09:15	1	0	0	0	0	1	0	2	1.4
0	0	0	0	0	0	09:15	09:30	2	0	1	1	0	0	0	4	5.8
0	0	0	0	0	0	09:30	09:45	1	0	1	0	0	0	0	2	2.5
0	0	0	0	0	0	09:45	10:00	0	0	0	0	0	0	0	0	0
0	0	0	0	0	0	16:00	16:15	4	1	0	0	0	0	0	5	5
0	0	0	0	0	0	16:15	16:30	1	1	0	0	0	0	0	2	2
0	0	0	0	0	0	16:30	16:45	2	0	0	0	0	0	0	2	2
0	0	0	0	0	0	16:45	17:00	3	1	1	0	0	0	0	5	5.5
0	0	0	0	0	0	17:00	17:15	2	1	0	0	0	0	0	3	3
0	0	0	0	0	0	17:15	17:30	1	0	0	0	0	0	0	1	1
0	0	0	0	0	0	17:30	17:45	0	0	0	0	0	0	0	0	0
0	0	0	0	0	0	17:45	18:00	1	1	0	0	0	0	0	2	2
0	0	0	0	0	0	18:00	18:15	3	0	0	0	0	0	0	3	3
0	0	0	0	0	0	18:15	18:30	2	0	0	0	0	0	0	2	2
0	0	0	0	0	0	18:30	18:45	0	0	0	0	0	0	0	0	0
0	0	0	0	0	0	18:45	19:00	3	0	0	0	0	0	0	3	3
0	0	0	0	0	0	P/TOT								48	54	

Period I Total: 9 1 7 2 0 1 0 0 0 20 25.5  
Period II Total: 22 5 1 0 0 0 0 0 0 28 28.5

				per hour												
OGV2	PSV	MCL	PCL	TOT	PCU.h	from	to	CAR	LGV	OGV1	OGV2	PSV	MCL	PCL	TOT	PCU
2.3	2	0.4	0.2					1	1	1.5	2.3	2	0.4	0.2		
						PCU factor										
						INTERVAL										
07:00	08:00	2	0	3	0	0	0	0	0	0	0	0	0	0	5	6.5
07:15	08:15	1	0	2	0	0	0	0	0	0	0	0	0	0	3	4
07:30	08:30	2	0	2	0	0	0	0	0	0	0	0	0	0	4	5
07:45	08:45	2	1	1	0	0	0	0	0	0	0	0	0	0	4	4.5
08:00	09:00	3	1	2	1	0	0	0	0	0	0	0	0	0	7	9.3
08:15	09:15	4	1	2	1	0	1	0	0	0	0	0	0	0	9	10.7
08:30	09:30	5	1	3	2	0	1	0	0	0	0	0	0	0	12	15.5
08:45	09:45	6	0	4	2	0	1	0	0	0	0	0	0	0	13	17
09:00	10:00	4	0	2	1	0	1	0	0	0	0	0	0	0	8	9.7
09:15	10:15	3	0	2	1	0	0	0	0	0	0	0	0	0	6	8.3
09:30	10:30	1	0	1	0	0	0	0	0	0	0	0	0	0	2	2.5
09:45	10:45	0	0	0	0	0	0	0	0	0	0	0	0	0	0	0
16:00	17:00	10	3	1	0	0	0	0	0	0	0	0	0	0	14	14.5
16:15	17:15	8	3	1	0	0	0	0	0	0	0	0	0	0	12	12.5
16:30	17:30	8	2	1	0	0	0	0	0	0	0	0	0	0	11	11.5
16:45	17:45	6	2	1	0	0	0	0	0	0	0	0	0	0	9	9.5
17:00	18:00	4	2	0	0	0	0	0	0	0	0	0	0	0	6	6
17:15	18:15	5	1	0	0	0	0	0	0	0	0	0	0	0	6	6
17:30	18:30	6	1	0	0	0	0	0	0	0	0	0	0	0	7	7
17:45	18:45	6	1	0	0	0	0	0	0	0	0	0	0	0	7	7
18:00	19:00	8	0	0	0	0	0	0	0	0	0	0	0	0	8	8
18:15	19:15	5	0	0	0	0	0	0	0	0	0	0	0	0	5	5
18:30	19:30	3	0	0	0	0	0	0	0	0	0	0	0	0	3	3
18:45	19:45	3	0	0	0	0	0	0	0	0	0	0	0	0	3	3
						P/TOT								48	54	

Period I Total: 21 4 6 3 0 1  
Period II Total: 5 3 1 0 0 0





023 / HOO, MEDWAY  
March 2020  
Classified Turning Count

DATE: 19/03/2020  
DAY: Thursday

	TOT	PCU.h
01:00	01:00	
278		356.1
269		336.8
234		308.5
210		268.3
175		209.8
187		244.1
216		286.3
228		305
237		321.2
174		229.8
110		140
55		69.7
393		459
372		440.1
357		424.4
340		401.4
294		339.6
240		274.5
205		238
163		198.4
124		161.6
61		93
36		57.9
16		25.3
0	1501	1847

AM Peak PCU 356.1  
MID Peak PCU 0  
PM Peak PCU 459  
TOT Peak PCU 459



SITE: 2  
 LOCATION: Eshcol Road / Stoke Road  
 TOTAL ARMS: A B C D

from arm: **A**  
 to arm: **A**

per quarter of an hour

from	to	CAR	LGV	OGV1	OGV2	PSV	MCL	PCL	TOT	PCU
PCU factor		1	1	1.5	2.3	2	0.4	0.2		
INTERVAL		00:15	00:15	00:15	00:15	00:15	00:15	00:15	00:15	00:15
07:00	07:15	0	0	0	0	0	0	0	0	0
07:15	07:30	0	0	0	0	0	0	0	0	0
07:30	07:45	0	0	0	0	0	0	0	0	0
07:45	08:00	0	0	0	0	0	0	0	0	0
08:00	08:15	0	0	0	0	0	0	0	0	0
08:15	08:30	0	0	0	0	0	0	0	0	0
08:30	08:45	0	0	0	0	0	0	0	0	0
08:45	09:00	0	0	0	0	0	0	0	0	0
09:00	09:15	0	0	0	0	0	0	0	0	0
09:15	09:30	0	0	0	0	0	0	0	0	0
09:30	09:45	0	0	0	0	0	0	0	0	0
09:45	10:00	0	0	0	0	0	0	0	0	0
16:00	16:15	0	0	0	0	0	0	0	0	0
16:15	16:30	0	0	0	0	0	0	0	0	0
16:30	16:45	0	0	0	0	0	0	0	0	0
16:45	17:00	0	0	0	0	0	0	0	0	0
17:00	17:15	0	0	0	0	0	0	0	0	0
17:15	17:30	0	0	0	0	0	0	0	0	0
17:30	17:45	0	0	0	0	0	0	0	0	0
17:45	18:00	0	0	0	0	0	0	0	0	0
18:00	18:15	0	0	0	0	0	0	0	0	0
18:15	18:30	0	0	0	0	0	0	0	0	0
18:30	18:45	0	0	0	0	0	0	0	0	0
18:45	19:00	0	0	0	0	0	0	0	0	0
P/TOT		0	0	0	0	0	0	0	0	0
Period I Total:		0	0	0	0	0	0	0	0	0
Period II Total:		0	0	0	0	0	0	0	0	0

period I period II

from: 07:00 16:00  
 to: 10:00 19:00

DATE: 19/03/2020  
 DAY: Thursday

per hour

from	to	CAR	LGV	OGV1	OGV2	PSV	MCL	PCL	TOT	PCU.h
PCU factor		1	1	1.5	2.3	2	0.4	0.2		
INTERVAL		01:00	01:00	01:00	01:00	01:00	01:00	01:00	01:00	01:00
07:00	08:00	0	0	0	0	0	0	0	0	0
07:15	08:15	0	0	0	0	0	0	0	0	0
07:30	08:30	0	0	0	0	0	0	0	0	0
07:45	08:45	0	0	0	0	0	0	0	0	0
08:00	09:00	0	0	0	0	0	0	0	0	0
08:15	09:15	0	0	0	0	0	0	0	0	0
08:30	09:30	0	0	0	0	0	0	0	0	0
08:45	09:45	0	0	0	0	0	0	0	0	0
09:00	10:00	0	0	0	0	0	0	0	0	0
09:15	10:15	0	0	0	0	0	0	0	0	0
09:30	10:30	0	0	0	0	0	0	0	0	0
09:45	10:45	0	0	0	0	0	0	0	0	0
16:00	17:00	0	0	0	0	0	0	0	0	0
16:15	17:15	0	0	0	0	0	0	0	0	0
16:30	17:30	0	0	0	0	0	0	0	0	0
16:45	17:45	0	0	0	0	0	0	0	0	0
17:00	18:00	0	0	0	0	0	0	0	0	0
17:15	18:15	0	0	0	0	0	0	0	0	0
17:30	18:30	0	0	0	0	0	0	0	0	0
17:45	18:45	0	0	0	0	0	0	0	0	0
18:00	19:00	0	0	0	0	0	0	0	0	0
18:15	19:15	0	0	0	0	0	0	0	0	0
18:30	19:30	0	0	0	0	0	0	0	0	0
18:45	19:45	0	0	0	0	0	0	0	0	0
P/TOT		0	0	0	0	0	0	0	0	0



SITE: 2  
LOCATION: Eshcol Road / Stoke Road  
TOTAL ARMS: A B C D  
from arm: A  
to arm: B

DATE: 19/03/2020  
DAY: Thursday

from: 07:00 16:00  
to: 10:00 19:00

period I period II

per quarter of an hour

from	to	CAR	LGV	OGV1	OGV2	PSV	MCL	PCL	TOT	PCU
PCU factor		1	1	1.5	2.3	2	0.4	0.2		
INTERVAL		00:15	00:15	00:15	00:15	00:15	00:15	00:15	00:15	00:15
07:00	07:15	0	0	0	0	0	0	0	0	0
07:15	07:30	0	0	0	0	0	0	0	0	0
07:30	07:45	0	0	0	0	0	0	0	0	0
07:45	08:00	0	0	0	0	0	0	0	0	0
08:00	08:15	0	0	0	0	0	0	0	0	0
08:15	08:30	0	0	0	0	0	0	0	0	0
08:30	08:45	0	0	0	0	0	0	0	0	0
08:45	09:00	0	0	0	0	0	0	0	0	0
09:00	09:15	0	0	0	0	0	0	0	0	0
09:15	09:30	0	0	0	0	0	0	0	0	0
09:30	09:45	0	0	0	0	0	0	0	0	0
09:45	10:00	0	0	0	0	0	0	0	0	0
16:00	16:15	0	0	0	0	0	0	0	0	0
16:15	16:30	0	0	0	0	0	0	0	0	0
16:30	16:45	0	0	0	0	0	0	0	0	0
16:45	17:00	0	0	0	0	0	0	0	0	0
17:00	17:15	0	0	0	0	0	0	0	0	0
17:15	17:30	0	0	0	0	0	0	0	0	0
17:30	17:45	0	0	0	0	0	0	0	0	0
17:45	18:00	0	0	0	0	0	0	0	0	0
18:00	18:15	0	0	0	0	0	0	0	0	0
18:15	18:30	0	0	0	0	0	0	0	0	0
18:30	18:45	0	0	0	0	0	0	0	0	0
18:45	19:00	0	0	0	0	0	0	0	0	0
P/TOT		0	0	0	0	0	0	0	0	0
Period I Total:		0	0	0	0	0	0	0	0	0
Period II Total:		0	0	0	0	0	0	0	0	0

per hour

from	to	CAR	LGV	OGV1	OGV2	PSV	MCL	PCL	TOT	PCU.h
PCU factor		1	1	1.5	2.3	2	0.4	0.2		
INTERVAL		01:00	01:00	01:00	01:00	01:00	01:00	01:00	01:00	01:00
07:00	08:00	0	0	0	0	0	0	0	0	0
07:15	08:15	0	0	0	0	0	0	0	0	0
07:30	08:30	0	0	0	0	0	0	0	0	0
07:45	08:45	0	0	0	0	0	0	0	0	0
08:00	09:00	0	0	0	0	0	0	0	0	0
08:15	09:15	0	0	0	0	0	0	0	0	0
08:30	09:30	0	0	0	0	0	0	0	0	0
08:45	09:45	0	0	0	0	0	0	0	0	0
09:00	10:00	0	0	0	0	0	0	0	0	0
09:15	10:15	0	0	0	0	0	0	0	0	0
09:30	10:30	0	0	0	0	0	0	0	0	0
09:45	10:45	0	0	0	0	0	0	0	0	0
16:00	17:00	0	0	0	0	0	0	0	0	0
16:15	17:15	0	0	0	0	0	0	0	0	0
16:30	17:30	0	0	0	0	0	0	0	0	0
16:45	17:45	0	0	0	0	0	0	0	0	0
17:00	18:00	0	0	0	0	0	0	0	0	0
17:15	18:15	0	0	0	0	0	0	0	0	0
17:30	18:30	0	0	0	0	0	0	0	0	0
17:45	18:45	0	0	0	0	0	0	0	0	0
18:00	19:00	0	0	0	0	0	0	0	0	0
18:15	19:15	0	0	0	0	0	0	0	0	0
18:30	19:30	0	0	0	0	0	0	0	0	0
18:45	19:45	0	0	0	0	0	0	0	0	0
P/TOT		0	0	0	0	0	0	0	0	0

per quarter of an hour

from	to	CAR	LGV	OGV1	OGV2	PSV	MCL	PCL	TOT	PCU
PCU factor		1	1	1.5	2.3	2	0.4	0.2		
INTERVAL		00:15	00:15	00:15	00:15	00:15	00:15	00:15	00:15	00:15
07:00	07:15	1	2	0	0	0	0	0	3	3
07:15	07:30	1	1	0	0	0	0	0	2	2
07:30	07:45	2	1	0	0	0	0	0	3	3
07:45	08:00	6	1	1	0	0	0	0	8	8.5
08:00	08:15	0	2	1	0	1	0	0	4	5.5
08:15	08:30	3	0	0	0	0	0	0	3	3
08:30	08:45	4	0	0	0	0	0	0	4	4
08:45	09:00	3	0	0	0	0	0	0	3	3
09:00	09:15	4	0	0	0	0	0	0	4	4
09:15	09:30	3	0	0	0	0	0	0	3	3
09:30	09:45	0	1	0	0	0	0	0	1	1
09:45	10:00	1	0	0	0	0	0	0	1	1
16:00	16:15	1	2	0	0	0	0	0	3	3
16:15	16:30	5	0	0	0	0	0	0	5	5
16:30	16:45	1	0	0	0	0	0	0	1	1
16:45	17:00	6	2	1	0	0	0	0	9	9.5
17:00	17:15	4	0	0	0	0	0	0	4	4
17:15	17:30	2	0	0	0	0	0	0	2	2
17:30	17:45	1	0	0	0	0	0	0	1	1
17:45	18:00	2	0	1	0	0	0	0	3	3.5
18:00	18:15	3	0	0	0	0	0	0	3	3
18:15	18:30	3	0	0	0	0	0	0	3	3
18:30	18:45	1	0	0	0	0	0	0	1	1
18:45	19:00	2	0	0	0	0	0	1	3	2.2
P/TOT		59	12	4	0	1	0	1	77	79.2
Period I Total:		28	8	2	0	1	0	0	39	41
Period II Total:		31	4	2	0	0	0	1	38	38.2



period I period II  
07:00 16:00  
10:00 19:00

DATE: 19/03/2020  
DAY: Thursday

SITE: 2  
LOCATION: Eshcol Road / Stoke Road  
TOTAL ARMS: A B C D

from arm: A  
to arm: D

period I period II  
from: 07:00 16:00  
to: 10:00 19:00

DATE: 19/03/2020  
DAY: Thursday

SITE: 2  
LOCATION: Eshcol Road / Stoke F  
TOTAL ARMS: A B C

per hour							TOT	PCU.h	per quarter of an hour							TOT	PCU	
CAR	LGV	OGV1	OGV2	PSV	MCL	PCL			CAR	LGV	OGV1	OGV2	PSV	MCL	PCL			
1	1	1.5	2.3	2	0.4	0.2			1	1	1.5	2.3	2	0.4	0.2			
PCU factor									PCU factor									
INTERVAL									INTERVAL									
01:00	01:00	01:00	01:00	01:00	01:00	01:00	01:00	01:00	00:15	00:15	00:15	00:15	00:15	00:15	00:15	00:15	00:15	
10	5	1	0	0	0	0	16	16.5	07:00	07:15	2	0	0	0	0	0	2	2
9	5	2	0	1	0	0	17	19	07:15	07:30	1	0	0	0	0	0	1	1
11	4	2	0	1	0	0	18	20	07:30	07:45	0	0	0	0	0	0	0	0
13	3	2	0	1	0	0	19	21	07:45	08:00	0	2	1	0	0	0	3	3.5
10	2	1	0	1	0	0	14	15.5	08:00	08:15	0	0	0	0	0	0	0	0
14	0	0	0	0	0	0	14	14	08:15	08:30	1	0	0	0	0	0	1	1
14	0	0	0	0	0	0	14	14	08:30	08:45	0	0	0	0	0	0	0	0
10	1	0	0	0	0	0	11	11	08:45	09:00	0	0	0	0	0	0	0	0
8	1	0	0	0	0	0	9	9	09:00	09:15	0	0	0	0	0	0	0	0
4	1	0	0	0	0	0	5	5	09:15	09:30	0	0	1	0	0	0	1	1.5
1	1	0	0	0	0	0	2	2	09:30	09:45	0	0	0	0	0	0	0	0
1	0	0	0	0	0	0	1	1	09:45	10:00	0	0	0	0	0	0	0	0
13	4	1	0	0	0	0	18	18.5	16:00	16:15	1	0	0	0	0	0	1	1
16	2	1	0	0	0	0	19	19.5	16:15	16:30	0	0	0	0	0	0	0	0
13	2	1	0	0	0	0	16	16.5	16:30	16:45	0	0	0	0	0	0	0	0
13	2	1	0	0	0	0	16	16.5	16:45	17:00	0	1	0	0	0	0	1	1
9	0	1	0	0	0	0	10	10.5	17:00	17:15	0	0	0	0	0	0	0	0
8	0	1	0	0	0	0	9	9.5	17:15	17:30	0	0	0	0	0	0	0	0
9	0	1	0	0	0	0	10	10.5	17:30	17:45	1	0	0	0	0	0	1	1
9	0	1	0	0	0	0	10	10.5	17:45	18:00	1	0	0	0	0	0	1	1
9	0	0	0	0	0	1	10	9.2	18:00	18:15	0	0	0	0	0	0	0	0
6	0	0	0	0	0	1	7	6.2	18:15	18:30	0	0	0	0	0	0	0	0
3	0	0	0	0	0	1	4	3.2	18:30	18:45	1	0	0	0	0	0	1	1
2	0	0	0	0	0	1	3	2.2	18:45	19:00	1	0	0	0	0	0	1	1
59	12	4	0	1	0	1	77	79.2	P/TOT		9	3	2	0	0	0	14	15

Period I Total: 4 2 2 0 0 0 0 0 0 8 9  
Period II Total: 5 1 0 0 0 0 0 0 0 6 6

per hour							TOT	PCU.h	per quarter of an hour							TOT	PCU
CAR	LGV	OGV1	OGV2	PSV	MCL	PCL			CAR	LGV	OGV1	OGV2	PSV	MCL	PCL		
1	1	1.5	2.3	2	0.4	0.2			1	1	1.5	2.3	2	0.4	0.2		
PCU factor									PCU factor								
INTERVAL									INTERVAL								
01:00	01:00	01:00	01:00	01:00	01:00	01:00	01:00	01:00	00:15	00:15	00:15	00:15	00:15	00:15	00:15	00:15	00:15
3	2	1	0	0	0	0	6	6.5	07:00	07:15	3	2	0	0	0	3	2
1	2	1	0	0	0	0	4	4.5	07:15	07:30	2	1	0	0	0	2	1
1	2	1	0	0	0	0	4	4.5	07:30	07:45	2	1	0	0	0	2	1
1	2	1	0	0	0	0	4	4.5	07:45	08:00	6	3	2	0	0	6	3
1	0	0	0	0	0	0	1	1	08:00	08:15	0	2	1	0	0	0	2
1	0	0	0	0	0	0	1	1	08:15	08:30	4	0	0	0	0	4	0
0	0	1	0	0	0	0	1	1.5	08:30	08:45	4	0	0	0	0	4	0
0	0	1	0	0	0	0	1	1.5	08:45	09:00	3	0	0	0	0	3	0
0	0	1	0	0	0	0	1	1.5	09:00	09:15	4	0	0	0	0	4	0
0	0	1	0	0	0	0	1	1.5	09:15	09:30	3	0	1	0	0	3	0
0	0	0	0	0	0	0	0	0	09:30	09:45	0	1	0	0	0	0	1
0	0	0	0	0	0	0	0	0	09:45	10:00	1	0	0	0	0	1	0
1	1	0	0	0	0	0	2	2	16:00	16:15	2	2	0	0	0	2	2
0	1	0	0	0	0	0	1	1	16:15	16:30	5	0	0	0	0	5	0
0	1	0	0	0	0	0	1	1	16:30	16:45	1	0	0	0	0	1	0
1	1	0	0	0	0	0	2	2	16:45	17:00	6	3	1	0	0	6	3
2	0	0	0	0	0	0	2	2	17:00	17:15	4	0	0	0	0	4	0
2	0	0	0	0	0	0	2	2	17:15	17:30	2	0	0	0	0	2	0
2	0	0	0	0	0	0	2	2	17:30	17:45	2	0	0	0	0	2	0
2	0	0	0	0	0	0	2	2	17:45	18:00	3	0	1	0	0	3	0
2	0	0	0	0	0	0	2	2	18:00	18:15	3	0	0	0	0	3	0
2	0	0	0	0	0	0	2	2	18:15	18:30	3	0	0	0	0	3	0
2	0	0	0	0	0	0	2	2	18:30	18:45	2	0	0	0	0	2	0
1	0	0	0	0	0	0	1	1	18:45	19:00	3	0	0	0	0	3	0
9	3	2	0	0	0	0	14	15	P/TOT		68	15	6	0	0	68	15

Period I Total: 32 10 4  
Period II Total: 36 5 2



road		from arm: <b>A</b>		period I		period II		DATE: 19/03/2020		SITE: 2		from arm: <b>all</b>		period I		period II																						
D		to arm: <b>all</b>		from: 07:00 16:00		to: 10:00 19:00		DAY: Thursday		LOCATION: Eshcol Road / Stoke Road		to arm: <b>A</b>		from: 07:00 16:00		to: 10:00 19:00																						
hour				per hour																																		
OGV2	PSV	MCL	PCL	TOT	PCU	from	to	CAR	LGV	OGV1	OGV2	PSV	MCL	PCL	TOT	PCU.h	from	to	CAR	LGV	OGV1	OGV2	PSV	MCL	PCL	TOT	PCU	from	to	CAR	LGV	OGV1	OGV2	PSV	MCL	PCL	TOT	PCU
2.3	2	0.4	0.2			PCU factor		1	1	1.5	2.3	2	0.4	0.2			PCU factor		1	1	1.5	2.3	2	0.4	0.2					1	1	1.5	2.3	2	0.4	0.2		
00:15	00:15	00:15	00:15	00:15	00:15	INTERVAL	01:00	01:00	01:00	01:00	01:00	01:00	01:00	01:00	01:00	01:00	INTERVAL	00:15	00:15	00:15	00:15	00:15	00:15	00:15	00:15	00:15	00:15	00:15	00:15	00:15	00:15	00:15	00:15	00:15	00:15	00:15	00:15	
0	0	0	0	5	5	07:00	08:00	13	7	2	0	0	0	0	22	23	07:00	07:15	2	0	0	0	0	0	0	0	2	2	07:00	08:00	6	4	1	0	0			
0	0	0	0	3	3	07:15	08:15	10	7	3	0	1	0	0	21	23.5	07:15	07:30	0	2	0	0	0	0	0	2	2	07:15	08:15	6	5	3	0	0				
0	0	0	0	3	3	07:30	08:30	12	6	3	0	1	0	0	22	24.5	07:30	07:45	3	1	0	0	0	0	0	4	4	07:30	08:30	8	3	3	0	0				
0	0	0	0	11	12	07:45	08:45	14	5	3	0	1	0	0	23	25.5	07:45	08:00	1	1	1	0	0	0	0	3	3.5	07:45	08:45	7	2	3	0	0				
0	1	0	0	4	5.5	08:00	09:00	11	2	1	0	1	0	0	15	16.5	08:00	08:15	2	1	2	0	0	0	0	5	6	08:00	09:00	8	3	2	0	0				
0	0	0	0	4	4	08:15	09:15	15	0	0	0	0	0	0	15	15	08:15	08:30	2	0	0	0	0	0	0	2	2	08:15	09:15	9	2	0	0	0				
0	0	0	0	4	4	08:30	09:30	14	0	1	0	0	0	0	15	15.5	08:30	08:45	2	0	0	0	0	0	0	2	2	08:30	09:30	10	2	1	0	0				
0	0	0	0	3	3	08:45	09:45	10	1	1	0	0	0	0	12	12.5	08:45	09:00	2	2	0	0	0	0	0	4	4	08:45	09:45	10	2	1	0	0				
0	0	0	0	4	4	09:00	10:00	8	1	1	0	0	0	0	10	10.5	09:00	09:15	3	0	0	0	0	0	0	3	3	09:00	10:00	12	2	1	0	0				
0	0	0	0	4	4.5	09:15	10:15	4	1	1	0	0	0	0	6	6.5	09:15	09:30	3	0	1	0	0	0	0	4	4.5	09:15	10:15	9	2	1	0	0				
0	0	0	0	1	1	09:30	10:30	1	1	0	0	0	0	0	2	2	09:30	09:45	2	0	0	0	0	0	0	2	2	09:30	10:30	6	2	0	0	0				
0	0	0	0	1	1	09:45	10:45	1	0	0	0	0	0	0	1	1	09:45	10:00	4	2	0	0	0	0	0	6	6	09:45	10:45	4	2	0	0	0				
0	0	0	0	4	4	16:00	17:00	14	5	1	0	0	0	0	20	20.5	16:00	16:15	7	1	2	0	0	0	0	10	11	16:00	17:00	24	1	4	0	0				
0	0	0	0	5	5	16:15	17:15	16	3	1	0	0	0	0	20	20.5	16:15	16:30	3	0	0	0	0	0	0	3	3	16:15	17:15	19	4	2	0	0				
0	0	0	0	1	1	16:30	17:30	13	3	1	0	0	0	0	17	17.5	16:30	16:45	4	0	1	0	0	2	0	7	6.3	16:30	17:30	22	6	2	0	0				
0	0	0	0	10	10.5	16:45	17:45	14	3	1	0	0	0	0	18	18.5	16:45	17:00	10	0	1	0	0	0	0	11	11.5	16:45	17:45	23	9	1	0	0				
0	0	0	0	4	4	17:00	18:00	11	0	1	0	0	0	0	12	12.5	17:00	17:15	2	4	0	0	0	0	0	6	6	17:00	18:00	19	10	0	0	0				
0	0	0	0	2	2	17:15	18:15	10	0	1	0	0	0	0	11	11.5	17:15	17:30	6	2	0	0	0	0	0	8	8	17:15	18:15	24	6	1	0	0				
0	0	0	0	2	2	17:30	18:30	11	0	1	0	0	0	0	12	12.5	17:30	17:45	5	3	0	0	0	0	0	8	8	17:30	18:30	27	4	1	0	0				
0	0	0	0	4	4.5	17:45	18:45	11	0	1	0	0	0	0	12	12.5	17:45	18:00	6	1	0	0	0	0	0	7	7	17:45	18:45	26	1	1	0	0				
0	0	0	0	3	3	18:00	19:00	11	0	0	0	0	0	1	12	11.2	18:00	18:15	7	0	1	0	0	0	0	8	8.5	18:00	19:00	24	0	1	0	0				
0	0	0	0	3	3	18:15	19:15	8	0	0	0	0	0	1	9	8.2	18:15	18:30	9	0	0	0	0	0	2	11	9.4	18:15	19:15	17	0	0	0	0				
0	0	0	0	2	2	18:30	19:30	5	0	0	0	0	0	1	6	5.2	18:30	18:45	4	0	0	0	0	0	0	4	4	18:30	19:30	8	0	0	0	0				
0	0	0	1	4	3.2	18:45	19:45	3	0	0	0	0	0	1	4	3.2	18:45	19:00	4	0	0	0	0	0	0	4	4	18:45	19:45	4	0	0	0	0				
0	1	0	1	0	0	91	94.2	P/TOT	68	15	6	0	1	0	1	0	0	91	94.2	P/TOT	93	20	9	0	0	2	2	0	0	126	127.7	P/TOT	93	20	9	0	0	
0	1	0	0	0	0	47	50																															
0	0	0	1	0	0	44	44.2																															
										Period I Total:	26	9	4	0	0	0	0	0	0	0	39	41																
										Period II Total:	67	11	5	0	0	2	2	0	0	87	86.7																	



DATE: 19/03/2020 SITE: 2  
DAY: Thursday LOCATION: Eshcol Road / Stoke Road  
TOTAL ARMS:

from arm: B  
to arm: A

period I period II  
from: 07:00 16:00  
to: 10:00 19:00

DATE: 19/03/2020 SITE: 2  
DAY: Thursday LOCATION: Eshcol Road / Stoke Road  
TOTAL ARMS: A B C D

MCL		PCL		TOT	PCU.h	from	to	per quarter of an hour					TOT	PCU		
0.4	0.2							CAR	LGV	OGV1	OGV2	PSV	MCL	PCL		
01:00		01:00		01:00	01:00	INTERVAL		00:15	00:15	00:15	00:15	00:15	00:15	00:15	00:15	00:15
0	0			11	11.5	07:00	07:15	0	0	0	0	0	0	0	0	0
0	0			14	15.5	07:15	07:30	0	0	0	0	0	0	0	0	0
0	0			14	15.5	07:30	07:45	0	0	0	0	0	0	0	0	0
0	0			12	13.5	07:45	08:00	0	0	0	0	0	0	0	0	0
0	0			13	14	08:00	08:15	0	0	0	0	0	0	0	0	0
0	0			11	11	08:15	08:30	0	0	0	0	0	0	0	0	0
0	0			13	13.5	08:30	08:45	0	0	0	0	0	0	0	0	0
0	0			13	13.5	08:45	09:00	0	1	0	0	0	0	0	0	0
0	0			15	15.5	09:00	09:15	0	0	0	0	0	0	0	0	0
0	0			12	12.5	09:15	09:30	0	0	0	0	0	0	0	0	0
0	0			8	8	09:30	09:45	0	0	0	0	0	0	0	0	0
0	0			6	6	09:45	10:00	0	0	0	0	0	0	0	0	0
2	0			31	31.8	16:00	16:15	0	0	0	0	0	0	0	0	0
2	0			27	26.8	16:15	16:30	0	0	0	0	0	0	0	0	0
2	0			32	31.8	16:30	16:45	0	0	0	0	0	2	0	0	0
0	0			33	33.5	16:45	17:00	1	0	0	0	0	0	0	0	0
0	0			29	29	17:00	17:15	0	0	0	0	0	0	0	0	0
0	0			31	31.5	17:15	17:30	0	0	0	0	0	0	0	0	0
0	2			34	32.9	17:30	17:45	0	0	0	0	0	0	0	0	0
0	2			30	28.9	17:45	18:00	0	0	0	0	0	0	0	0	0
0	2			27	25.9	18:00	18:15	0	0	0	0	0	0	0	0	0
0	2			19	17.4	18:15	18:30	0	0	0	0	0	0	2	0	0
0	0			8	8	18:30	18:45	0	0	0	0	0	0	0	0	0
0	0			4	4	18:45	19:00	0	0	0	0	0	0	0	0	0
2	2	0	0	126	127.7	P/TOT		1	1	0	0	0	2	2	0	0

Period I Total: 0 1 0 0 0 0 0 0 0 0 1 1  
Period II Total: 1 0 0 0 0 0 2 2 0 0 5 2.2

MCL		PCL		TOT	PCU.h	from	to	per hour					TOT	PCU		
0.4	0.2							CAR	LGV	OGV1	OGV2	PSV	MCL	PCL		
01:00		01:00		01:00	01:00	INTERVAL		01:00	01:00	01:00	01:00	01:00	01:00	01:00	01:00	01:00
0	0			0	0	07:00	08:00	0	0	0	0	0	0	0	0	0
0	0			0	0	07:15	08:15	0	0	0	0	0	0	0	0	0
0	0			0	0	07:30	08:30	0	0	0	0	0	0	0	0	0
0	0			0	0	07:45	08:45	0	0	0	0	0	0	0	0	0
0	0			1	1	08:00	09:00	0	1	0	0	0	0	0	0	0
0	0			1	1	08:15	09:15	0	1	0	0	0	0	0	0	0
0	0			1	1	08:30	09:30	0	1	0	0	0	0	0	0	0
0	0			1	1	08:45	09:45	0	1	0	0	0	0	0	0	0
0	0			0	0	09:00	10:00	0	0	0	0	0	0	0	0	0
0	0			0	0	09:15	10:15	0	0	0	0	0	0	0	0	0
0	0			0	0	09:30	10:30	0	0	0	0	0	0	0	0	0
0	0			0	0	09:45	10:45	0	0	0	0	0	0	0	0	0
1	0			1	1	16:00	17:00	1	0	0	0	0	2	0	0	0
1	0			3	1.8	16:15	17:15	1	0	0	0	0	2	0	0	0
1	0			3	1.8	16:30	17:30	1	0	0	0	0	2	0	0	0
1	0			1	1	16:45	17:45	1	0	0	0	0	0	0	0	0
0	0			0	0	17:00	18:00	0	0	0	0	0	0	0	0	0
0	0			0	0	17:15	18:15	0	0	0	0	0	0	0	0	0
0	2			2	0.4	17:30	18:30	0	0	0	0	0	0	2	0	0
0	2			2	0.4	17:45	18:45	0	0	0	0	0	0	2	0	0
0	2			2	0.4	18:00	19:00	0	0	0	0	0	0	2	0	0
0	0			2	0.4	18:15	19:15	0	0	0	0	0	0	2	0	0
0	0			0	0	18:30	19:30	0	0	0	0	0	0	0	0	0
0	0			0	0	18:45	19:45	0	0	0	0	0	0	0	0	0
1	1	0	0	6	3.2	P/TOT		1	1	0	0	0	2	2	0	0

MCL		PCL		TOT	PCU.h	from	to	per quarter of an hour					TOT	PCU		
0.4	0.2							CAR	LGV	OGV1	OGV2	PSV	MCL	PCL		
01:00		01:00		01:00	01:00	INTERVAL		00:15	00:15	00:15	00:15	00:15	00:15	00:15	00:15	00:15
0	0			0	0	07:00	07:15	0	0	0	0	0	0	0	0	0
0	0			0	0	07:15	07:30	0	0	0	0	0	0	0	0	0
0	0			0	0	07:30	07:45	0	0	0	0	0	0	0	0	0
0	0			0	0	07:45	08:00	0	0	0	0	0	0	0	0	0
0	0			1	1	08:00	08:15	0	0	0	0	0	0	0	0	0
0	0			1	1	08:15	08:30	0	0	0	0	0	0	0	0	0
0	0			1	1	08:30	08:45	0	0	0	0	0	0	0	0	0
0	0			1	1	08:45	09:00	0	0	0	0	0	0	0	0	0
0	0			0	0	09:00	09:15	0	0	0	0	0	0	0	0	0
0	0			0	0	09:15	09:30	0	0	0	0	0	0	0	0	0
0	0			0	0	09:30	09:45	0	0	0	0	0	0	0	0	0
0	0			0	0	09:45	10:00	0	0	0	0	0	0	0	0	0
0	0			0	0	16:00	16:15	0	0	0	0	0	0	0	0	0
0	0			0	0	16:15	16:30	0	0	0	0	0	0	0	0	0
0	0			0	0	16:30	16:45	0	0	0	0	0	0	0	0	0
0	0			0	0	16:45	17:00	0	0	0	0	0	0	0	0	0
0	0			0	0	17:00	17:15	0	0	0	0	0	0	0	0	0
0	0			0	0	17:15	17:30	0	0	0	0	0	0	0	0	0
0	0			0	0	17:30	17:45	0	0	0	0	0	0	0	0	0
0	0			0	0	17:45	18:00	0	0	0	0	0	0	0	0	0
0	0			0	0	18:00	18:15	0	0	0	0	0	0	0	0	0
0	0			0	0	18:15	18:30	0	0	0	0	0	0	0	0	0
0	0			0	0	18:30	18:45	0	0	0	0	0	0	0	0	0
0	0			0	0	18:45	19:00	0	0	0	0	0	0	0	0	0
0	0			0	0	P/TOT		0	0	0	0	0	0	0	0	0

Period I Total: 0 0 0 0 0 0 0 0 0 0 0 0 0 0 0 0  
Period II Total: 0 0 0 0 0 0 0 0 0 0 0 0 0 0 0 0



from arm: **B**  
 to arm: **B**  
 period I from: 07:00 16:00  
 period II to: 10:00 19:00

DATE: 19/03/2020  
 DAY: Thursday  
 SITE: 2  
 LOCATION: Eshcol Road / Stoke Road  
 TOTAL ARMS: A B C D

from arm: **B**  
 to arm: **C**  
 period I from: 07:00 16:00  
 period II to: 10:00 19:00

DATE: 19/03/2020  
 DAY: Thursday

		per hour								
TOT	PCU	from	to	CAR	LGV	OGV1	OGV2	PSV	MCL	PCL
		07:00	08:00	0	0	0	0	0	0	0
0	0	07:15	08:15	0	0	0	0	0	0	0
0	0	07:30	08:30	0	0	0	0	0	0	0
0	0	07:45	08:45	0	0	0	0	0	0	0
0	0	08:00	09:00	0	0	0	0	0	0	0
0	0	08:15	09:15	0	0	0	0	0	0	0
0	0	08:30	09:30	0	0	0	0	0	0	0
0	0	08:45	09:45	0	0	0	0	0	0	0
0	0	09:00	10:00	0	0	0	0	0	0	0
0	0	09:15	10:15	0	0	0	0	0	0	0
0	0	09:30	10:30	0	0	0	0	0	0	0
0	0	09:45	10:45	0	0	0	0	0	0	0
0	0	16:00	17:00	0	0	0	0	0	0	0
0	0	16:15	17:15	0	0	0	0	0	0	0
0	0	16:30	17:30	0	0	0	0	0	0	0
0	0	16:45	17:45	0	0	0	0	0	0	0
0	0	17:00	18:00	0	0	0	0	0	0	0
0	0	17:15	18:15	0	0	0	0	0	0	0
0	0	17:30	18:30	0	0	0	0	0	0	0
0	0	17:45	18:45	0	0	0	0	0	0	0
0	0	18:00	19:00	0	0	0	0	0	0	0
0	0	18:15	19:15	0	0	0	0	0	0	0
0	0	18:30	19:30	0	0	0	0	0	0	0
0	0	18:45	19:45	0	0	0	0	0	0	0
0	0	P/TOT		0	0	0	0	0	0	0

		per quarter of an hour								
TOT	PCU.h	from	to	CAR	LGV	OGV1	OGV2	PSV	MCL	PCL
		07:00	07:15	0	0	0	0	0	0	0
0	0	07:15	07:30	1	0	0	0	0	0	0
0	0	07:30	07:45	2	0	0	0	0	0	0
0	0	07:45	08:00	1	0	0	0	0	0	0
0	0	08:00	08:15	2	0	0	0	0	0	0
0	0	08:15	08:30	0	1	0	0	0	0	0
0	0	08:30	08:45	0	0	0	0	0	0	0
0	0	08:45	09:00	1	0	0	0	0	0	0
0	0	09:00	09:15	0	0	0	0	0	0	0
0	0	09:15	09:30	0	0	0	0	0	0	0
0	0	09:30	09:45	0	0	0	0	0	0	0
0	0	09:45	10:00	1	0	0	0	0	0	0
0	0	16:00	16:15	0	0	0	0	0	0	0
0	0	16:15	16:30	0	0	0	0	0	0	0
0	0	16:30	16:45	0	0	0	0	0	0	0
0	0	16:45	17:00	0	0	0	0	0	0	0
0	0	17:00	17:15	0	0	0	0	0	0	0
0	0	17:15	17:30	1	0	0	0	0	0	0
0	0	17:30	17:45	0	0	0	0	0	0	0
0	0	17:45	18:00	0	0	0	0	0	0	0
0	0	18:00	18:15	0	1	0	0	0	0	0
0	0	18:15	18:30	0	0	0	0	0	0	0
0	0	18:30	18:45	0	0	0	0	0	0	0
0	0	18:45	19:00	1	0	0	0	0	0	0
0	0	P/TOT		10	2	0	0	0	0	0

Period I Total: 8 1 0 0 0 0 0 0 0 0 9 9  
 Period II Total: 2 1 0 0 0 0 0 0 0 0 3 3

		per hour								
TOT	PCU	from	to	CAR	LGV	OGV1	OGV2	PSV	MCL	PCL
		07:00	08:00	4	0	0	0	0	0	0
4	4	07:15	08:15	6	0	0	0	0	0	0
6	6	07:30	08:30	5	1	0	0	0	0	0
4	4	07:45	08:45	3	1	0	0	0	0	0
4	4	08:00	09:00	3	1	0	0	0	0	0
2	2	08:15	09:15	1	1	0	0	0	0	0
1	1	08:30	09:30	1	0	0	0	0	0	0
1	1	08:45	09:45	1	0	0	0	0	0	0
1	1	09:00	10:00	1	0	0	0	0	0	0
1	1	09:15	10:15	1	0	0	0	0	0	0
1	1	09:30	10:30	1	0	0	0	0	0	0
1	1	09:45	10:45	1	0	0	0	0	0	0
0	0	16:00	17:00	0	0	0	0	0	0	0
0	0	16:15	17:15	0	0	0	0	0	0	0
1	1	16:30	17:30	1	0	0	0	0	0	0
1	1	16:45	17:45	1	0	0	0	0	0	0
1	1	17:00	18:00	1	0	0	0	0	0	0
2	2	17:15	18:15	1	1	0	0	0	0	0
1	1	17:30	18:30	0	1	0	0	0	0	0
1	1	17:45	18:45	0	1	0	0	0	0	0
2	2	18:00	19:00	1	1	0	0	0	0	0
1	1	18:15	19:15	1	0	0	0	0	0	0
1	1	18:30	19:30	1	0	0	0	0	0	0
1	1	18:45	19:45	1	0	0	0	0	0	0
12	12	P/TOT		10	2	0	0	0	0	0

2020 SITE: 2  
ay LOCATION: Eshcol Road / Stoke Road  
TOTAL ARMS: A B C D

from arm: B  
to arm: D

period I period II  
from: 07:00 16:00  
to: 10:00 19:00

DATE: 19/03/2020 SITE: 2  
DAY: Thursday LOCATION: Eshcol Road / Stoke Road  
TOTAL ARMS: A B C D

from arm: B  
to arm: all

PCU.h		per quarter of an hour								TOT	PCU
from	to	CAR	LGV	OGV1	OGV2	PSV	MCL	PCL			
PCU factor		1	1	1.5	2.3	2	0.4	0.2			
01:00	INTERVAL	00:15	00:15	00:15	00:15	00:15	00:15	00:15	00:15	00:15	
4	07:00 07:15	0	0	0	0	0	0	0	0	0	
6	07:15 07:30	0	0	0	0	0	0	0	0	0	
6	07:30 07:45	0	1	0	0	0	0	0	0	1	
4	07:45 08:00	0	0	0	0	0	0	0	0	0	
4	08:00 08:15	0	0	0	0	0	0	0	0	0	
2	08:15 08:30	0	0	0	0	0	0	0	0	0	
1	08:30 08:45	0	0	0	0	0	0	0	0	0	
1	08:45 09:00	0	0	0	0	0	0	0	0	0	
1	09:00 09:15	0	0	0	0	0	0	0	0	0	
1	09:15 09:30	0	0	0	0	0	0	0	0	0	
1	09:30 09:45	0	0	0	0	0	0	0	0	0	
1	09:45 10:00	0	0	0	0	0	0	0	0	0	
0	16:00 16:15	0	0	0	0	0	0	0	0	0	
0	16:15 16:30	0	0	0	0	0	0	0	0	0	
1	16:30 16:45	1	0	0	0	0	0	0	0	1	
1	16:45 17:00	0	0	0	0	0	0	0	0	0	
1	17:00 17:15	0	0	0	0	0	0	0	0	0	
2	17:15 17:30	0	0	0	0	0	0	0	0	0	
1	17:30 17:45	0	0	0	0	0	0	0	0	0	
1	17:45 18:00	0	0	0	0	0	0	2	2	0.4	
2	18:00 18:15	0	0	0	0	0	0	0	0	0	
1	18:15 18:30	0	0	0	0	0	0	0	0	0	
1	18:30 18:45	0	0	0	0	0	0	0	0	0	
1	18:45 19:00	0	0	0	0	0	0	0	0	0	
12	P/TOT	1	1	0	0	0	0	2	0	0	

Period I Total: 0 1 0 0 0 0 0 0 0 0 1 1  
 Period II Total: 1 0 0 0 0 0 0 2 0 0 3 1.4

per hour		per quarter of an hour								TOT	PCU.h
from	to	CAR	LGV	OGV1	OGV2	PSV	MCL	PCL			
PCU factor		1	1	1.5	2.3	2	0.4	0.2			
01:00	INTERVAL	01:00	01:00	01:00	01:00	01:00	01:00	01:00	01:00	01:00	
07:00 08:00	0	1	0	0	0	0	0	0	0	1	
07:15 08:15	0	1	0	0	0	0	0	0	0	1	
07:30 08:30	0	1	0	0	0	0	0	0	0	1	
07:45 08:45	0	0	0	0	0	0	0	0	0	0	
08:00 09:00	0	0	0	0	0	0	0	0	0	0	
08:15 09:15	0	0	0	0	0	0	0	0	0	0	
08:30 09:30	0	0	0	0	0	0	0	0	0	0	
08:45 09:45	0	0	0	0	0	0	0	0	0	0	
09:00 10:00	0	0	0	0	0	0	0	0	0	0	
09:15 10:15	0	0	0	0	0	0	0	0	0	0	
09:30 10:30	0	0	0	0	0	0	0	0	0	0	
09:45 10:45	0	0	0	0	0	0	0	0	0	0	
16:00 17:00	1	0	0	0	0	0	0	0	0	1	
16:15 17:15	1	0	0	0	0	0	0	0	0	1	
16:30 17:30	1	0	0	0	0	0	0	0	0	1	
16:45 17:45	0	0	0	0	0	0	0	0	0	0	
17:00 18:00	0	0	0	0	0	0	0	2	2	0.4	
17:15 18:15	0	0	0	0	0	0	0	2	2	0.4	
17:30 18:30	0	0	0	0	0	0	0	2	2	0.4	
17:45 18:45	0	0	0	0	0	0	0	2	2	0.4	
18:00 19:00	0	0	0	0	0	0	0	0	0	0	
18:15 19:15	0	0	0	0	0	0	0	0	0	0	
18:30 19:30	0	0	0	0	0	0	0	0	0	0	
18:45 19:45	0	0	0	0	0	0	0	0	0	0	
1	P/TOT	1	1	0	0	0	0	2	0	0	

per quarter of an hour		per quarter of an hour								TOT	PCU	from
from	to	CAR	LGV	OGV1	OGV2	PSV	MCL	PCL				
PCU factor		1	1	1.5	2.3	2	0.4	0.2			PC	
00:15	INTERVAL	00:15	00:15	00:15	00:15	00:15	00:15	00:15	00:15	00:15	II	
07:00 07:15	0	0	0	0	0	0	0	0	0	0	07:00	
07:15 07:30	1	0	0	0	0	0	0	0	0	0	07:15	
07:30 07:45	2	1	0	0	0	0	0	0	0	3	07:30	
07:45 08:00	1	0	0	0	0	0	0	0	0	1	07:45	
08:00 08:15	2	0	0	0	0	0	0	0	0	2	08:00	
08:15 08:30	0	1	0	0	0	0	0	0	0	1	08:15	
08:30 08:45	0	0	0	0	0	0	0	0	0	0	08:30	
08:45 09:00	1	1	0	0	0	0	0	0	0	2	08:45	
09:00 09:15	0	0	0	0	0	0	0	0	0	0	09:00	
09:15 09:30	0	0	0	0	0	0	0	0	0	0	09:15	
09:30 09:45	0	0	0	0	0	0	0	0	0	0	09:30	
09:45 10:00	1	0	0	0	0	0	0	0	0	1	09:45	
16:00 16:15	0	0	0	0	0	0	0	0	0	0	16:00	
16:15 16:30	0	0	0	0	0	0	0	0	0	0	16:15	
16:30 16:45	1	0	0	0	0	0	2	0	0	3	16:30	
16:45 17:00	1	0	0	0	0	0	0	0	0	1	16:45	
17:00 17:15	0	0	0	0	0	0	0	0	0	0	17:00	
17:15 17:30	1	0	0	0	0	0	0	0	0	1	17:15	
17:30 17:45	0	0	0	0	0	0	0	0	0	0	17:30	
17:45 18:00	0	0	0	0	0	0	0	2	2	0.4	17:45	
18:00 18:15	0	1	0	0	0	0	0	0	0	1	18:00	
18:15 18:30	0	0	0	0	0	0	0	2	2	0.4	18:15	
18:30 18:45	0	0	0	0	0	0	0	0	0	0	18:30	
18:45 19:00	1	0	0	0	0	0	0	0	0	1	18:45	
12	P/TOT	4	0	0	0	0	2	4	0	0	22	

Period I Total: 8 3 0 0 0 0 0 0 0 0 11 11  
 Period II Total: 4 1 0 0 0 2 4 0 0 0 11 6.6





period I period II  
from: 07:00 16:00  
to: 10:00 19:00

DATE: 19/03/2020 SITE: 2  
DAY: Thursday LOCATION: Eshcol Road / Stoke Road  
TOTAL ARMS: A B C D

from arm: all  
to arm: B

period I period II  
from: 07:00 16:00  
to: 10:00 19:00

DATE: 19/03/2020 SITE: 2  
DAY: Thursday LOCATION: Eshcol Road /  
TOTAL ARMS:

per hour								per quarter													
to	CAR	LGV	OGV1	OGV2	PSV	MCL	PCL	TOT	PCU.h	from	to	CAR	LGV	OGV1	OGV2	PSV	MCL	PCL	TOT	PCU	
PCU factor	1	1	1.5	2.3	2	0.4	0.2			PCU factor	1	1	1.5	2.3	2	0.4	0.2				
INTERVAL	01:00	01:00	01:00	01:00	01:00	01:00	01:00	01:00	01:00	INTERVAL	00:15	00:15	00:15	00:15	00:15	00:15	00:15	00:15	00:15	00:15	
08:00	4	1	0	0	0	0	0	5	5	07:00 07:15	0	0	0	0	0	0	0	0	0	0	
08:15	6	1	0	0	0	0	0	7	7	07:15 07:30	1	0	0	0	0	0	0	0	0	1	
08:30	5	2	0	0	0	0	0	7	7	07:30 07:45	0	0	0	0	0	0	0	0	0	0	
08:45	3	1	0	0	0	0	0	4	4	07:45 08:00	0	0	0	0	0	0	0	0	0	0	
09:00	3	2	0	0	0	0	0	5	5	08:00 08:15	0	0	0	0	0	0	0	0	0	0	
09:15	1	2	0	0	0	0	0	3	3	08:15 08:30	0	0	0	0	0	0	0	0	0	0	
09:30	1	1	0	0	0	0	0	2	2	08:30 08:45	0	0	0	0	0	0	0	0	0	0	
09:45	1	1	0	0	0	0	0	2	2	08:45 09:00	1	1	0	0	0	0	0	0	0	2	
10:00	1	0	0	0	0	0	0	1	1	09:00 09:15	0	0	0	0	0	0	0	0	0	0	
10:15	1	0	0	0	0	0	0	1	1	09:15 09:30	0	1	0	0	0	0	0	0	0	1	
10:30	1	0	0	0	0	0	0	1	1	09:30 09:45	0	0	0	0	0	0	0	0	0	0	
10:45	1	0	0	0	0	0	0	1	1	09:45 10:00	0	0	0	0	0	0	0	0	0	0	
17:00	2	0	0	0	0	2	0	4	2.8	16:00 16:15	1	0	0	0	0	0	0	1	2	1.2	
17:15	2	0	0	0	0	2	0	4	2.8	16:15 16:30	1	0	0	0	0	0	0	0	1	1	
17:30	3	0	0	0	0	2	0	5	3.8	16:30 16:45	0	0	0	0	0	0	0	0	0	0	
17:45	2	0	0	0	0	0	0	2	2	16:45 17:00	1	0	0	0	0	0	0	0	1	1	
18:00	1	0	0	0	0	0	2	3	1.4	17:00 17:15	0	0	0	0	0	0	0	0	0	0	
18:15	1	1	0	0	0	0	2	4	2.4	17:15 17:30	2	1	0	0	0	0	0	0	3	3	
18:30	0	1	0	0	0	0	4	5	1.8	17:30 17:45	1	0	0	0	0	0	0	0	1	1	
18:45	0	1	0	0	0	0	4	5	1.8	17:45 18:00	1	0	0	0	0	0	0	0	1	1	
19:00	1	1	0	0	0	0	2	4	2.4	18:00 18:15	0	0	0	0	0	0	0	0	0	0	
19:15	1	0	0	0	0	0	2	3	1.4	18:15 18:30	0	0	0	0	0	0	0	2	2	0.4	
19:30	1	0	0	0	0	0	0	1	1	18:30 18:45	0	0	0	0	0	0	0	0	0	0	
19:45	1	0	0	0	0	0	0	1	1	18:45 19:00	1	0	0	0	0	0	0	0	1	1	
P/TOT	12	4	0	0	0	2	4	22	17.6	P/TOT	10	3	0	0	0	0	3	0	16	13.6	

Period I Total: 2 2 0 0 0 0 0 0 4 4  
Period II Total: 8 1 0 0 0 0 3 0 12 9.6

per hour								per quarter												
to	CAR	LGV	OGV1	OGV2	PSV	MCL	PCL	TOT	PCU.h	from	to	CAR	LGV	OGV1	OGV2	PSV	MCL	PCL	TOT	PCU
PCU factor	1	1	1.5	2.3	2	0.4	0.2			PCU factor	1	1	1.5	2.3	2	0.4	0.2			
INTERVAL	01:00	01:00	01:00	01:00	01:00	01:00	01:00	01:00	01:00	INTERVAL	00:15	00:15	00:15	00:15	00:15	00:15	00:15	00:15	00:15	
07:00 08:00	1	0	0	0	0	0	0	1	1	07:00 07:15	2	0								
07:15 08:15	1	0	0	0	0	0	0	1	1	07:15 07:30	0	2								
07:30 08:30	0	0	0	0	0	0	0	0	0	07:30 07:45	3	1								
07:45 08:45	0	0	0	0	0	0	0	0	0	07:45 08:00	1	1								
08:00 09:00	1	1	0	0	0	0	0	2	2	08:00 08:15	2	0								
08:15 09:15	1	1	0	0	0	0	0	2	2	08:15 08:30	2	0								
08:30 09:30	1	2	0	0	0	0	0	3	3	08:30 08:45	2	0								
08:45 09:45	1	2	0	0	0	0	0	3	3	08:45 09:00	2	1								
09:00 10:00	0	1	0	0	0	0	0	1	1	09:00 09:15	3	0								
09:15 10:15	0	1	0	0	0	0	0	1	1	09:15 09:30	3	0								
09:30 10:30	0	0	0	0	0	0	0	0	0	09:30 09:45	2	0								
09:45 10:45	0	0	0	0	0	0	0	0	0	09:45 10:00	4	1								
16:00 17:00	3	0	0	0	0	0	1	4	3.2	16:00 16:15	4	0								
16:15 17:15	2	0	0	0	0	0	0	2	2	16:15 16:30	3	0								
16:30 17:30	3	1	0	0	0	0	0	4	4	16:30 16:45	3	0								
16:45 17:45	4	1	0	0	0	0	0	5	5	16:45 17:00	9	0								
17:00 18:00	4	1	0	0	0	0	0	5	5	17:00 17:15	2	4								
17:15 18:15	4	1	0	0	0	0	0	5	5	17:15 17:30	6	2								
17:30 18:30	2	0	0	0	0	0	2	4	2.4	17:30 17:45	5	3								
17:45 18:45	1	0	0	0	0	0	2	3	1.4	17:45 18:00	5	0								
18:00 19:00	1	0	0	0	0	0	2	3	1.4	18:00 18:15	5	0								
18:15 19:15	1	0	0	0	0	0	2	3	1.4	18:15 18:30	9	0								
18:30 19:30	1	0	0	0	0	0	0	1	1	18:30 18:45	4	0								
18:45 19:45	1	0	0	0	0	0	0	1	1	18:45 19:00	3	0								
P/TOT	10	3	0	0	0	0	3	16	13.6	P/TOT	84	15								

Period I Total: 26 6  
Period II Total: 58 9



Stoke Road										Eshcol Road / Stoke Road																																				
from arm: <b>C</b>					from: 07:00 16:00					DATE: 19/03/2020					SITE: 2					from arm: <b>C</b>																										
to arm: <b>A</b>					to: 10:00 19:00					DAY: Thursday					LOCATION: Eshcol Road / Stoke Road					to arm: <b>B</b>																										
of an hour										per hour										per quarter of an hour										per hour																
OGV1	OGV2	PSV	MCL	PCL	TOT	PCU	from	to	CAR	LGV	OGV1	OGV2	PSV	MCL	PCL	TOT	PCU.h	from	to	CAR	LGV	OGV1	OGV2	PSV	MCL	PCL	TOT	PCU	from	to	CAR	LGV	OGV1	OGV2	TOT	PCU										
1.5	2.3	2	0.4	0.2			PCU factor		1	1	1.5	2.3	2	0.4	0.2			PCU factor		1	1	1.5	2.3	2	0.4	0.2			PCU factor		1	1	1.5	2.3												
00:15	00:15	00:15	00:15	00:15	00:15	00:15	INTERVAL	01:00	01:00	01:00	01:00	01:00	01:00	01:00	01:00	01:00	01:00	INTERVAL	00:15	00:15	00:15	00:15	00:15	00:15	00:15	00:15	00:15	00:15	00:15	INTERVAL	01:00	01:00	01:00	01:00	01:00											
0	0	0	0	0	2	2	07:00	08:00	6	4	1	0	0	0	0	11	11.5	07:00	07:15	0	0	0	0	0	0	0	0	0	0	0	0	0	0	0	0	0	0	0	07:00	08:00	1	0	0	0		
0	0	0	0	0	2	2	07:15	08:15	6	4	2	0	0	0	0	12	13	07:15	07:30	1	0	0	0	0	0	0	1	1	07:15	08:15	1	0	0	0												
0	0	0	0	0	4	4	07:30	08:30	8	2	2	0	0	0	0	12	13	07:30	07:45	0	0	0	0	0	0	0	0	0	07:30	08:30	0	0	0	0												
1	0	0	0	0	3	3.5	07:45	08:45	7	1	2	0	0	0	0	10	11	07:45	08:00	0	0	0	0	0	0	0	0	0	07:45	08:45	0	0	0	0												
1	0	0	0	0	3	3.5	08:00	09:00	8	1	1	0	0	0	0	10	10.5	08:00	08:15	0	0	0	0	0	0	0	0	0	08:00	09:00	1	0	0	0												
0	0	0	0	0	2	2	08:15	09:15	9	1	0	0	0	0	0	10	10	08:15	08:30	0	0	0	0	0	0	0	0	0	08:15	09:15	1	0	0	0												
0	0	0	0	0	2	2	08:30	09:30	10	1	0	0	0	0	0	11	11	08:30	08:45	0	0	0	0	0	0	0	0	0	08:30	09:30	1	0	0	0												
0	0	0	0	0	3	3	08:45	09:45	10	1	0	0	0	0	0	11	11	08:45	09:00	1	0	0	0	0	0	0	1	1	08:45	09:45	1	0	0	0												
0	0	0	0	0	3	3	09:00	10:00	12	1	0	0	0	0	0	13	13	09:00	09:15	0	0	0	0	0	0	0	0	0	09:00	10:00	0	0	0	0												
0	0	0	0	0	3	3	09:15	10:15	9	1	0	0	0	0	0	10	10	09:15	09:30	0	0	0	0	0	0	0	0	0	09:15	10:15	0	0	0	0												
0	0	0	0	0	2	2	09:30	10:30	6	1	0	0	0	0	0	7	7	09:30	09:45	0	0	0	0	0	0	0	0	0	09:30	10:30	0	0	0	0												
0	0	0	0	0	5	5	09:45	10:45	4	1	0	0	0	0	0	5	5	09:45	10:00	0	0	0	0	0	0	0	0	0	09:45	10:45	0	0	0	0												
2	0	0	0	0	6	7	16:00	17:00	19	0	3	0	0	0	0	22	23.5	16:00	16:15	1	0	0	0	0	0	0	1	1	16:00	17:00	3	0	0	0												
0	0	0	0	0	3	3	16:15	17:15	17	4	1	0	0	0	0	22	22.5	16:15	16:30	1	0	0	0	0	0	0	1	1	16:15	17:15	2	0	0	0												
1	0	0	0	0	4	4.5	16:30	17:30	20	6	1	0	0	0	0	27	27.5	16:30	16:45	0	0	0	0	0	0	0	0	0	16:30	17:30	3	1	0	0												
0	0	0	0	0	9	9	16:45	17:45	22	9	0	0	0	0	0	31	31	16:45	17:00	1	0	0	0	0	0	0	1	1	16:45	17:45	4	1	0	0												
0	0	0	0	0	6	6	17:00	18:00	18	9	0	0	0	0	0	27	27	17:00	17:15	0	0	0	0	0	0	0	0	0	17:00	18:00	4	1	0	0												
0	0	0	0	0	8	8	17:15	18:15	21	5	1	0	0	0	0	27	27.5	17:15	17:30	2	1	0	0	0	0	0	3	3	17:15	18:15	4	1	0	0												
0	0	0	0	0	8	8	17:30	18:30	24	3	1	0	0	0	0	28	28.5	17:30	17:45	1	0	0	0	0	0	0	1	1	17:30	18:30	2	0	0	0												
0	0	0	0	0	5	5	17:45	18:45	23	0	1	0	0	0	0	24	24.5	17:45	18:00	1	0	0	0	0	0	0	1	1	17:45	18:45	1	0	0	0												
1	0	0	0	0	6	6.5	18:00	19:00	21	0	1	0	0	0	0	22	22.5	18:00	18:15	0	0	0	0	0	0	0	0	0	18:00	19:00	1	0	0	0												
0	0	0	0	0	9	9	18:15	19:15	16	0	0	0	0	0	0	16	16	18:15	18:30	0	0	0	0	0	0	0	0	0	18:15	19:15	1	0	0	0												
0	0	0	0	0	4	4	18:30	19:30	7	0	0	0	0	0	0	7	7	18:30	18:45	0	0	0	0	0	0	0	0	0	18:30	19:30	1	0	0	0												
0	0	0	0	0	3	3	18:45	19:45	3	0	0	0	0	0	0	3	3	18:45	19:00	1	0	0	0	0	0	0	1	1	18:45	19:45	1	0	0	0												
6	0	0	0	0	105	108	P/TOT		84	15	6	0	0	0	0	105	108	P/TOT		10	1	0	0	0	0	0	0	0	11	11	P/TOT		10	1	0	0										
2	0	0	0	0	0	0	34	35	Period I Total:	2	0	0	0	0	0	0	2	2	Period I Total:	2	0	0	0	0	0	0	0	2	2	Period I Total:	2	0	0	0	0											
4	0	0	0	0	0	0	71	73	Period II Total:	8	1	0	0	0	0	0	9	9	Period II Total:	8	1	0	0	0	0	0	0	9	9	Period II Total:	8	1	0	0	0											

DATE: 19/03/2020  
 DAY: Thursday

SITE: 2  
 LOCATION: Eshcol Road / Stoke Road  
 TOTAL ARMS: A B C D

from arm: C  
 to arm: C

period I period II  
 from: 07:00 16:00  
 to: 10:00 19:00

DATE: 19/03/2020  
 DAY: Thursday

SITE: 2  
 LOCATION: Eshcol Road / Stoke Road  
 TOTAL ARMS: A B C D

			per quarter of an hour												
PSV	MCL	PCL	TOT	PCU.h	from	to	CAR	LGV	OGV1	OGV2	PSV	MCL	PCL	TOT	PCU
2	0.4	0.2					1	1	1.5	2.3	2	0.4	0.2		
01:00 01:00 01:00			01:00	01:00	INTERVAL									00:15	00:15
0	0	0	1	1	07:00	07:15	0	0	0	0	0	0	0	0	0
0	0	0	1	1	07:15	07:30	0	0	0	0	0	0	0	0	0
0	0	0	0	0	07:30	07:45	0	0	0	0	0	0	0	0	0
0	0	0	0	0	07:45	08:00	0	0	0	0	0	0	0	0	0
0	0	0	1	1	08:00	08:15	0	0	0	0	0	0	0	0	0
0	0	0	1	1	08:15	08:30	0	0	0	0	0	0	0	0	0
0	0	0	1	1	08:30	08:45	0	0	0	0	0	0	0	0	0
0	0	0	1	1	08:45	09:00	0	0	0	0	0	0	0	0	0
0	0	0	0	0	09:00	09:15	0	0	0	0	0	0	0	0	0
0	0	0	0	0	09:15	09:30	0	0	0	0	0	0	0	0	0
0	0	0	0	0	09:30	09:45	0	0	0	0	0	0	0	0	0
0	0	0	0	0	09:45	10:00	0	0	0	0	0	0	0	0	0
0	0	0	3	3	16:00	16:15	0	0	0	0	0	0	0	0	0
0	0	0	2	2	16:15	16:30	0	0	0	0	0	0	0	0	0
0	0	0	4	4	16:30	16:45	0	0	0	0	0	0	0	0	0
0	0	0	5	5	16:45	17:00	0	0	0	0	0	0	0	0	0
0	0	0	5	5	17:00	17:15	0	0	0	0	0	0	0	0	0
0	0	0	5	5	17:15	17:30	1	0	0	0	0	0	0	1	1
0	0	0	2	2	17:30	17:45	1	0	0	0	0	0	0	1	1
0	0	0	1	1	17:45	18:00	1	0	0	0	0	0	0	1	1
0	0	0	1	1	18:00	18:15	0	0	0	0	0	0	0	0	0
0	0	0	1	1	18:15	18:30	0	0	0	0	0	0	0	0	0
0	0	0	1	1	18:30	18:45	0	0	0	0	0	0	0	0	0
0	0	0	1	1	18:45	19:00	0	0	0	0	0	0	0	0	0
0	0	0	0	0	P/TOT		3	0	0	0	0	0	0	0	3

Period I Total: 0 0 0 0 0 0 0 0 0 0 0 0 0 0 0  
 Period II Total: 3 0 0 0 0 0 0 0 0 0 3 3

			per hour												
PSV	MCL	PCL	TOT	PCU.h	from	to	CAR	LGV	OGV1	OGV2	PSV	MCL	PCL	TOT	PCU
2	0.4	0.2					1	1	1.5	2.3	2	0.4	0.2		
01:00 01:00 01:00			01:00	01:00	INTERVAL									00:15	00:15
0	0	0	0	0	07:00	08:00	0	0	0	0	0	0	0	0	0
0	0	0	0	0	07:15	08:15	0	0	0	0	0	0	0	0	0
0	0	0	0	0	07:30	08:30	0	0	0	0	0	0	0	0	0
0	0	0	0	0	07:45	08:45	0	0	0	0	0	0	0	0	0
0	0	0	0	0	08:00	09:00	0	0	0	0	0	0	0	0	0
0	0	0	0	0	08:15	09:15	0	0	0	0	0	0	0	0	0
0	0	0	0	0	08:30	09:30	0	0	0	0	0	0	0	0	0
0	0	0	0	0	08:45	09:45	0	0	0	0	0	0	0	0	0
0	0	0	0	0	09:00	10:00	0	0	0	0	0	0	0	0	0
0	0	0	0	0	09:15	10:15	0	0	0	0	0	0	0	0	0
0	0	0	0	0	09:30	10:30	0	0	0	0	0	0	0	0	0
0	0	0	0	0	09:45	10:45	0	0	0	0	0	0	0	0	0
0	0	0	0	0	16:00	17:00	0	0	0	0	0	0	0	0	0
0	0	0	0	0	16:15	17:15	0	0	0	0	0	0	0	0	0
0	0	0	1	1	16:30	17:30	1	0	0	0	0	0	0	1	1
0	0	0	2	2	16:45	17:45	2	0	0	0	0	0	0	2	2
0	0	0	3	3	17:00	18:00	3	0	0	0	0	0	0	3	3
0	0	0	3	3	17:15	18:15	3	0	0	0	0	0	0	3	3
0	0	0	2	2	17:30	18:30	2	0	0	0	0	0	0	2	2
0	0	0	1	1	17:45	18:45	1	0	0	0	0	0	0	1	1
0	0	0	0	0	18:00	19:00	0	0	0	0	0	0	0	0	0
0	0	0	0	0	18:15	19:15	0	0	0	0	0	0	0	0	0
0	0	0	0	0	18:30	19:30	0	0	0	0	0	0	0	0	0
0	0	0	0	0	18:45	19:45	0	0	0	0	0	0	0	0	0
0	0	0	0	0	P/TOT		3	0	0	0	0	0	0	0	3

Period I Total: 272 75 31 67 4 3 0  
 Period II Total: 52 71 21 53 5 0 0



from arm: **C** from: 07:00 16:00 DATE: 19/03/2020 SITE: 2 from arm: **C** from: 07:00 16:00  
to arm: **D** to: 10:00 19:00 DAY: Thursday LOCATION: Eshcol Road / Stoke Road to arm: **all** to: 10:00 19:00 DATE: DAY:

TOTAL ARMS: A B C D

		per hour									per quarter of an hour									per hour														
TOT	PCU	from	to	CAR	LGW	OGV1	OGV2	PSV	MCL	PCL	TOT	PCU.h	from	to	CAR	LGW	OGV1	OGV2	PSV	MCL	PCL	TOT	PCU	from	to	CAR	LGW	OGV1	OGV2	PSV	MCL	PCL	TOT	PCU
		PCU factor 1 1 1.5 2.3 2 0.4 0.2									PCU factor 1 1 1.5 2.3 2 0.4 0.2									PCU factor 1 1 1.5 2.3 2 0.4 0.2														
		INTERVAL 01:00 01:00 01:00 01:00 01:00 01:00 01:00									INTERVAL 00:15 00:15 00:15 00:15 00:15 00:15 00:15									INTERVAL 01:00 01:00 01:00 01:00 01:00 01:00 01:00														
43	51.5	07:00	08:00	132	36	9	31	0	0	0	208	252.8	07:00	07:15	32	4	4	5	0	0	0	45	53.5	07:00	08:00	139	40	10	31	0	0	0	61	63.6
58	60.6	07:15	08:15	123	42	10	27	0	0	0	202	242.1	07:15	07:30	42	17	0	2	0	0	0	61	63.6	07:15	08:15	130	46	12	27	0	0	0	61	63.6
50	67.1	07:30	08:30	93	29	12	30	0	0	0	164	209	07:30	07:45	29	10	3	12	0	0	0	54	71.1	07:30	08:30	101	31	14	30	0	0	0	54	71.1
57	73.6	07:45	08:45	82	26	11	20	0	1	0	140	170.9	07:45	08:00	36	9	3	12	0	0	0	60	77.1	07:45	08:45	89	27	13	20	0	1	0	60	77.1
37	40.8	08:00	09:00	69	22	9	11	1	3	0	115	133	08:00	08:15	23	10	6	1	0	0	0	40	44.3	08:00	09:00	78	23	10	11	1	3	0	40	44.3
20	27.5	08:15	09:15	65	15	7	22	3	3	0	115	148.3	08:15	08:30	13	2	2	5	0	0	0	22	29.5	08:15	09:15	75	16	7	22	3	3	0	22	29.5
26	29	08:30	09:30	73	17	7	22	3	3	0	125	158.3	08:30	08:45	17	6	2	2	0	1	0	28	31	08:30	09:30	84	18	7	22	3	3	0	28	31
32	35.7	08:45	09:45	73	18	10	24	3	2	0	130	168	08:45	09:00	25	5	0	3	1	2	0	36	39.7	08:45	09:45	84	19	10	24	3	2	0	36	39.7
37	56.1	09:00	10:00	71	17	13	25	3	0	0	129	171	09:00	09:15	20	3	3	12	2	0	0	40	59.1	09:00	10:00	83	18	13	25	3	0	0	40	59.1
30	37.5	09:15	10:15	54	14	10	13	1	0	0	92	114.9	09:15	09:30	22	4	2	5	0	0	0	33	40.5	09:15	10:15	63	15	10	13	1	0	0	33	40.5
31	38.7	09:30	10:30	35	10	8	8	1	0	0	62	77.4	09:30	09:45	17	7	5	4	0	0	0	33	40.7	09:30	10:30	41	11	8	8	1	0	0	33	40.7
31	38.7	09:45	10:45	20	3	3	4	1	0	0	31	38.7	09:45	10:00	24	4	3	4	1	0	0	36	43.7	09:45	10:45	24	4	3	4	1	0	0	36	43.7
34	42.2	16:00	17:00	11	52	16	21	0	0	0	100	135.3	16:00	16:15	8	21	8	4	0	0	0	41	50.2	16:00	17:00	33	52	19	21	0	0	0	41	50.2
23	31	16:15	17:15	14	38	12	22	0	0	0	86	120.6	16:15	16:30	6	13	3	5	0	0	0	27	35	16:15	17:15	33	42	13	22	0	0	0	27	35
29	39.6	16:30	17:30	21	31	10	22	0	0	0	84	117.6	16:30	16:45	7	15	4	7	0	0	0	33	44.1	16:30	17:30	45	38	11	22	0	0	0	33	44.1
14	22.5	16:45	17:45	26	16	8	18	0	0	0	68	95.4	16:45	17:00	12	3	4	5	0	0	0	24	32.5	16:45	17:45	54	26	8	18	0	0	0	24	32.5
20	27.5	17:00	18:00	32	14	4	16	0	0	0	66	88.8	17:00	17:15	8	11	2	5	0	0	0	26	33.5	17:00	18:00	57	24	4	16	0	0	0	26	33.5
21	28	17:15	18:15	29	12	2	15	0	0	0	58	78.5	17:15	17:30	18	9	1	5	0	0	0	33	40	17:15	18:15	57	18	3	15	0	0	0	33	40
13	17.4	17:30	18:30	21	6	1	15	1	0	0	44	65	17:30	17:45	16	3	1	3	0	0	0	23	27.4	17:30	18:30	49	9	2	15	1	0	0	23	27.4
12	15.9	17:45	18:45	16	6	0	16	4	0	0	42	66.8	17:45	18:00	15	1	0	3	0	0	0	19	22.9	17:45	18:45	41	6	1	16	4	0	0	19	22.9
12	17.2	18:00	19:00	9	5	1	16	5	0	0	36	62.3	18:00	18:15	8	5	1	4	0	0	0	18	23.7	18:00	19:00	31	5	2	16	5	0	0	18	23.7
7	14.5	18:15	19:15	6	0	1	12	5	0	0	24	45.1	18:15	18:30	10	0	0	5	1	0	0	16	23.5	18:15	19:15	23	0	1	12	5	0	0	16	23.5
11	19.2	18:30	19:30	5	0	1	7	4	0	0	17	30.6	18:30	18:45	8	0	0	4	3	0	0	15	23.2	18:30	19:30	13	0	1	7	4	0	0	15	23.2
6	11.4	18:45	19:45	1	0	1	3	1	0	0	6	11.4	18:45	19:00	5	0	1	3	1	0	0	10	15.4	18:45	19:45	5	0	1	3	1	0	0	10	15.4
0	0	P/TOT 324 146 52 120 9 3 0 0 0							0	0	P/TOT 421 162 58 120 9 3 0 0 0							0	0	P/TOT 421 162 58 120 9 3 0 0 0														
0	0	452	556.8								488	593.8	Period I Total: 300 81 33 67 4 3 0 0 0							488	593.8													
0	0	202	286.4								285	371.4	Period II Total: 121 81 25 53 5 0 0 0 0							285	371.4													

19/03/2020 SITE: 2  
Thursday LOCATION: Eshcol Road / Stoke Road  
TOTAL ARMS: A B C D

from arm: all  
to arm: C

period I period II  
from: 07:00 16:00  
to: 10:00 19:00

DATE: 19/03/2020 SITE: 2  
DAY: Thursday LOCATION: Eshcol Road / Stoke Road  
TOTAL ARMS:

from arm: D  
to arm: A

TOT	PCU.h	from	to	CAR	LGW	OGV1	OGV2	PSV	MCL	PCL	TOT	PCU		
		PCU factor		1	1	1.5	2.3	2	0.4	0.2				
		INTERVAL		00:15	00:15	00:15	00:15	00:15	00:15	00:15	00:15	00:15		
220	265.3	07:00	07:15	4	3	5	3	0	0	0	15	21.4		
215	256.1	07:15	07:30	6	2	4	1	0	0	0	13	16.3		
176	222	07:30	07:45	5	6	5	4	0	0	0	20	27.7		
150	181.9	07:45	08:00	7	5	7	8	0	0	0	27	40.9		
126	144.5	08:00	08:15	8	7	2	1	1	0	0	19	22.3		
126	159.3	08:15	08:30	3	6	4	2	0	0	0	15	19.6		
137	170.3	08:30	08:45	7	4	6	2	0	0	0	19	24.6		
142	180	08:45	09:00	6	0	3	2	0	0	0	11	15.1		
142	184	09:00	09:15	9	2	1	4	1	0	0	17	23.7		
102	124.9	09:15	09:30	11	6	6	7	1	0	0	31	44.1		
69	84.4	09:30	09:45	3	7	3	4	0	1	0	18	24.1		
36	43.7	09:45	10:00	15	3	0	5	0	0	0	23	29.5		
125	161.8	16:00	16:15	56	29	2	2	0	0	0	89	92.6		
110	145.1	16:15	16:30	32	13	3	2	1	0	0	51	56.1		
116	150.1	16:30	16:45	22	22	5	1	0	0	0	50	53.8		
106	133.4	16:45	17:00	56	20	5	7	0	0	0	88	99.6		
101	123.8	17:00	17:15	70	20	3	5	0	1	0	99	106.4		
93	114	17:15	17:30	23	12	4	2	0	0	0	41	45.6		
76	97.5	17:30	17:45	33	9	4	3	0	1	0	50	55.3		
68	93.3	17:45	18:00	31	3	4	2	0	1	0	41	45		
59	85.8	18:00	18:15	36	10	0	1	0	1	0	48	48.7		
41	62.1	18:15	18:30	15	3	1	2	2	2	0	25	28.9		
25	38.6	18:30	18:45	2	3	0	3	0	0	0	8	11.9		
10	15.4	18:45	19:00	8	0	0	2	0	0	1	11	12.8		
773	965.2	P/TOT		468	195	77	75	6	7	1	0	0	829	966

Period I Total: 84 51 46 43 3 1 0 0 0 0 228 309.3  
Period II Total: 384 144 31 32 3 6 1 0 0 0 601 656.7

from	to	CAR	LGW	OGV1	OGV2	PSV	MCL	PCL	TOT	PCU.h		
		PCU factor		1	1	1.5	2.3	2	0.4	0.2		
		INTERVAL		01:00	01:00	01:00	01:00	01:00	01:00	01:00		
07:00	08:00	22	16	21	16	0	0	0	75	106.3		
07:15	08:15	26	20	18	14	1	0	0	79	107.2		
07:30	08:30	23	24	18	15	1	0	0	81	110.5		
07:45	08:45	25	22	19	13	1	0	0	80	107.4		
08:00	09:00	24	17	15	7	1	0	0	64	81.6		
08:15	09:15	25	12	14	10	1	0	0	62	83		
08:30	09:30	33	12	16	15	2	0	0	78	107.5		
08:45	09:45	29	15	13	17	2	1	0	77	107		
09:00	10:00	38	18	10	20	2	1	0	89	121.4		
09:15	10:15	29	16	9	16	1	1	0	72	97.7		
09:30	10:30	18	10	3	9	0	1	0	41	53.6		
09:45	10:45	15	3	0	5	0	0	0	23	29.5		
16:00	17:00	166	84	15	12	1	0	0	278	302.1		
16:15	17:15	180	75	16	15	1	1	0	288	315.9		
16:30	17:30	171	74	17	15	0	1	0	278	305.4		
16:45	17:45	182	61	16	17	0	2	0	278	306.9		
17:00	18:00	157	44	15	12	0	3	0	231	252.3		
17:15	18:15	123	34	12	8	0	3	0	180	194.6		
17:30	18:30	115	25	9	8	2	5	0	164	177.9		
17:45	18:45	84	19	5	8	2	4	0	122	134.5		
18:00	19:00	61	16	1	8	2	3	1	92	102.3		
18:15	19:15	25	6	1	7	2	2	1	44	53.6		
18:30	19:30	10	3	0	5	0	0	1	19	24.7		
18:45	19:45	8	0	0	2	0	0	1	11	12.8		
P/TOT		468	195	77	75	6	7	1	0	0	829	966

												per quarter of an hour								TOT	PCU
		PCU factor		1	1	1.5	2.3	2	0.4	0.2											
		INTERVAL		00:15	00:15	00:15	00:15	00:15	00:15	00:15	00:15	00:15	00:15	00:15	00:15	00:15	00:15	00:15			
07:00	07:15	0	0	0	0	0	0	0	0	0	0	0	0	0	0	0	0	0			
07:15	07:30	0	0	0	0	0	0	0	0	0	0	0	0	0	0	0	0	0			
07:30	07:45	0	0	0	0	0	0	0	0	0	0	0	0	0	0	0	0	0			
07:45	08:00	0	0	0	0	0	0	0	0	0	0	0	0	0	0	0	0	0			
08:00	08:15	0	1	1	0	0	0	0	0	0	0	0	0	0	0	2	2.5	0			
08:15	08:30	0	0	0	0	0	0	0	0	0	0	0	0	0	0	0	0	0			
08:30	08:45	0	0	0	0	0	0	0	0	0	0	0	0	0	0	0	0	0			
08:45	09:00	0	0	0	0	0	0	0	0	0	0	0	0	0	0	0	0	0			
09:00	09:15	0	0	0	0	0	0	0	0	0	0	0	0	0	0	0	0	0			
09:15	09:30	0	0	1	0	0	0	0	0	0	0	0	0	0	1	1.5	0	0			
09:30	09:45	0	0	0	0	0	0	0	0	0	0	0	0	0	0	0	0	0			
09:45	10:00	0	1	0	0	0	0	0	0	0	0	0	0	0	1	1	0	0			
16:00	16:15	3	1	0	0	0	0	0	0	0	0	0	0	0	4	4	0	0			
16:15	16:30	0	0	0	0	0	0	0	0	0	0	0	0	0	0	0	0	0			
16:30	16:45	1	0	0	0	0	0	0	0	0	0	0	0	0	1	1	0	0			
16:45	17:00	0	0	1	0	0	0	0	0	0	0	0	0	0	1	1.5	0	0			
17:00	17:15	0	0	0	0	0	0	0	0	0	0	0	0	0	0	0	0	0			
17:15	17:30	0	0	0	0	0	0	0	0	0	0	0	0	0	0	0	0	0			
17:30	17:45	0	0	0	0	0	0	0	0	0	0	0	0	0	0	0	0	0			
17:45	18:00	1	1	0	0	0	0	0	0	0	0	0	0	0	2	2	0	0			
18:00	18:15	2	0	0	0	0	0	0	0	0	0	0	0	0	2	2	0	0			
18:15	18:30	0	0	0	0	0	0	0	0	0	0	0	0	0	0	0	0	0			
18:30	18:45	0	0	0	0	0	0	0	0	0	0	0	0	0	0	0	0	0			
18:45	19:00	1	0	0	0	0	0	0	0	0	0	0	0	0	1	1	0	0			
P/TOT		8	4	3	0	0	0	0	0	0	0	0	0	0	15	16.5	0	0			

Period I Total: 0 2 2 0 0 0 0 0 0 0 4 5  
Period II Total: 8 2 1 0 0 0 0 0 0 0 11 11.5



period I period II  
from: 07:00 16:00  
to: 10:00 19:00

DATE: 19/03/2020  
DAY: Thursday

SITE: 2  
LOCATION: Eshcol Road / Stoke Road  
TOTAL ARMS: A B C D

from arm: D  
to arm: B

period I period II  
from: 07:00 16:00  
to: 10:00 19:00

DATE: 19/03/2020  
DAY: Thursday  
SITE: 2  
LOCATION: Eshcol  
TOTAL ARMS: A

		per hour							TOT	PCU.h
from	to	CAR	LGV	OGV1	OGV2	PSV	MCL	PCL		
PCU factor		1	1	1.5	2.3	2	0.4	0.2		
INTERVAL		01:00	01:00	01:00	01:00	01:00	01:00	01:00	TOT	PCU.h
07:00	08:00	0	0	0	0	0	0	0	0	0
07:15	08:15	0	1	1	0	0	0	0	2	2.5
07:30	08:30	0	1	1	0	0	0	0	2	2.5
07:45	08:45	0	1	1	0	0	0	0	2	2.5
08:00	09:00	0	1	1	0	0	0	0	2	2.5
08:15	09:15	0	0	0	0	0	0	0	0	0
08:30	09:30	0	0	1	0	0	0	0	1	1.5
08:45	09:45	0	0	1	0	0	0	0	1	1.5
09:00	10:00	0	1	1	0	0	0	0	2	2.5
09:15	10:15	0	1	1	0	0	0	0	2	2.5
09:30	10:30	0	1	0	0	0	0	0	1	1
09:45	10:45	0	1	0	0	0	0	0	1	1
16:00	17:00	4	1	1	0	0	0	0	6	6.5
16:15	17:15	1	0	1	0	0	0	0	2	2.5
16:30	17:30	1	0	1	0	0	0	0	2	2.5
16:45	17:45	0	0	1	0	0	0	0	1	1.5
17:00	18:00	1	1	0	0	0	0	0	2	2
17:15	18:15	3	1	0	0	0	0	0	4	4
17:30	18:30	3	1	0	0	0	0	0	4	4
17:45	18:45	3	1	0	0	0	0	0	4	4
18:00	19:00	3	0	0	0	0	0	0	3	3
18:15	19:15	1	0	0	0	0	0	0	1	1
18:30	19:30	1	0	0	0	0	0	0	1	1
18:45	19:45	1	0	0	0	0	0	0	1	1
P/TOT		8	4	3	0	0	0	0	15	16.5

		per quarter of an hour							TOT	PCU
from	to	CAR	LGV	OGV1	OGV2	PSV	MCL	PCL		
PCU factor		1	1	1.5	2.3	2	0.4	0.2		
INTERVAL		00:15	00:15	00:15	00:15	00:15	00:15	00:15	TOT	PCU
07:00	07:15	0	0	0	0	0	0	0	0	0
07:15	07:30	0	0	0	0	0	0	0	0	0
07:30	07:45	0	0	0	0	0	0	0	0	0
07:45	08:00	0	0	0	0	0	0	0	0	0
08:00	08:15	0	0	0	0	0	0	0	0	0
08:15	08:30	0	0	0	0	0	0	0	0	0
08:30	08:45	0	0	0	0	0	0	0	0	0
08:45	09:00	0	1	0	0	0	0	0	1	1
09:00	09:15	0	0	0	0	0	0	0	0	0
09:15	09:30	0	1	0	0	0	0	0	1	1
09:30	09:45	0	0	0	0	0	0	0	0	0
09:45	10:00	0	0	0	0	0	0	0	0	0
16:00	16:15	0	0	0	0	0	0	1	1	0.2
16:15	16:30	0	0	0	0	0	0	0	0	0
16:30	16:45	0	0	0	0	0	0	0	0	0
16:45	17:00	0	0	0	0	0	0	0	0	0
17:00	17:15	0	0	0	0	0	0	0	0	0
17:15	17:30	0	0	0	0	0	0	0	0	0
17:30	17:45	0	0	0	0	0	0	0	0	0
17:45	18:00	0	0	0	0	0	0	0	0	0
18:00	18:15	0	0	0	0	0	0	0	0	0
18:15	18:30	0	0	0	0	0	0	2	2	0.4
18:30	18:45	0	0	0	0	0	0	0	0	0
18:45	19:00	0	0	0	0	0	0	0	0	0
P/TOT		0	2	0	0	0	0	3	5	2.6

Period I Total: 0 2 0 0 0 0 0 0 0 2 2  
Period II Total: 0 0 0 0 0 0 0 3 0 3 0.6

		per hour							TOT	PCU.h	per qt	
from	to	CAR	LGV	OGV1	OGV2	PSV	MCL	PCL			from	to
PCU factor		1	1	1.5	2.3	2	0.4	0.2			PCU factor	
INTERVAL		01:00	01:00	01:00	01:00	01:00	01:00	01:00	TOT	PCU.h	INTERVAL	00:15
07:00	08:00	0	0	0	0	0	0	0	0	0	07:00	07:15
07:15	08:15	0	0	0	0	0	0	0	0	0	07:15	07:30
07:30	08:30	0	0	0	0	0	0	0	0	0	07:30	07:45
07:45	08:45	0	0	0	0	0	0	0	0	0	07:45	08:00
08:00	09:00	0	1	0	0	0	0	0	1	1	08:00	08:15
08:15	09:15	0	1	0	0	0	0	0	1	1	08:15	08:30
08:30	09:30	0	2	0	0	0	0	0	2	2	08:30	08:45
08:45	09:45	0	2	0	0	0	0	0	2	2	08:45	09:00
09:00	10:00	0	1	0	0	0	0	0	1	1	09:00	09:15
09:15	10:15	0	1	0	0	0	0	0	1	1	09:15	09:30
09:30	10:30	0	0	0	0	0	0	0	0	0	09:30	09:45
09:45	10:45	0	0	0	0	0	0	0	0	0	09:45	10:00
16:00	17:00	0	0	0	0	0	0	1	1	0.2	16:00	16:15
16:15	17:15	0	0	0	0	0	0	0	0	0	16:15	16:30
16:30	17:30	0	0	0	0	0	0	0	0	0	16:30	16:45
16:45	17:45	0	0	0	0	0	0	0	0	0	16:45	17:00
17:00	18:00	0	0	0	0	0	0	0	0	0	17:00	17:15
17:15	18:15	0	0	0	0	0	0	0	0	0	17:15	17:30
17:30	18:30	0	0	0	0	0	0	2	2	0.4	17:30	17:45
17:45	18:45	0	0	0	0	0	0	2	2	0.4	17:45	18:00
18:00	19:00	0	0	0	0	0	0	2	2	0.4	18:00	18:15
18:15	19:15	0	0	0	0	0	0	2	2	0.4	18:15	18:30
18:30	19:30	0	0	0	0	0	0	0	0	0	18:30	18:45
18:45	19:45	0	0	0	0	0	0	0	0	0	18:45	19:00
P/TOT		0	2	0	0	0	0	3	5	2.6	P/TOT	396

Period I Total: 48  
Period II Total: 348



Road / Stoke Road										from arm: <b>D</b> to arm: <b>C</b>		period I period II from: 07:00 16:00 to: 10:00 19:00		DATE: 19/03/2020 DAY: Thursday		SITE: 2 LOCATION: Eshcol Road / Stoke Road		from arm: <b>D</b> to arm: <b>D</b>		period I period II from: 07:00 16:00 to: 10:00 19:00																	
B C D																TOTAL ARMS: A B C D																					
Quarter of an hour												per hour				per quarter of an hour				per hour																	
LGV	OGV1	OGV2	PSV	MCL	PCL	TOT	PCU	from	to	CAR	LGV	OGV1	OGV2	PSV	MCL	PCL	TOT	PCU.h	from	to	CAR	LGV	OGV1	OGV2	PSV	MCL	PCL	TOT	PCU	from	to	CAR	LGV	OGV1	TOT	PCU	
1	1.5	2.3	2	0.4	0.2			PCU factor		1	1	1.5	2.3	2	0.4	0.2			PCU factor		1	1	1.5	2.3	2	0.4	0.2			PCU factor		1	1	1.5			
00:15	00:15	00:15	00:15	00:15	00:15	00:15	00:15	INTERVAL	01:00	01:00	01:00	01:00	01:00	01:00	01:00	01:00	01:00	01:00	01:00	INTERVAL	00:15	00:15	00:15	00:15	00:15	00:15	00:15	00:15	00:15	00:15	00:15	INTERVAL	01:00	01:00	01:00		
1	5	3	0	0	0	12	18.4	07:00 08:00	8	11	20	16	0	0	0	55	85.8	07:00 07:15	0	0	0	0	0	0	0	0	0	0	0	0	0	0	0	0	0	0	
1	4	1	0	0	0	10	13.3	07:15 08:15	11	15	16	14	0	0	0	56	82.2	07:15 07:30	0	0	0	0	0	0	0	0	0	0	0	0	0	0	0	0	0	0	0
5	5	4	0	0	0	15	22.7	07:30 08:30	7	19	16	15	0	0	0	57	84.5	07:30 07:45	0	0	0	0	0	0	0	0	0	0	0	0	0	0	0	0	0	0	0
4	6	8	0	0	0	18	31.4	07:45 08:45	9	18	17	13	0	0	0	57	82.4	07:45 08:00	0	0	0	0	0	0	0	0	0	0	0	0	0	0	0	0	0	0	0
5	1	1	0	0	0	13	14.8	08:00 09:00	11	14	14	7	0	0	0	46	62.1	08:00 08:15	0	0	0	0	0	0	0	0	0	0	0	0	0	0	0	0	0	0	0
5	4	2	0	0	0	11	15.6	08:15 09:15	10	11	14	10	1	0	0	46	67	08:15 08:30	0	0	0	0	0	0	0	0	0	0	0	0	0	0	0	0	0	0	0
4	6	2	0	0	0	15	20.6	08:30 09:30	18	12	16	15	2	0	0	63	92.5	08:30 08:45	0	0	0	0	0	0	0	0	0	0	0	0	0	0	0	0	0	0	0
0	3	2	0	0	0	7	11.1	08:45 09:45	18	14	13	17	2	1	0	65	95	08:45 09:00	0	0	0	0	0	0	0	0	0	0	0	0	0	0	0	0	0	0	0
2	1	4	1	0	0	13	19.7	09:00 10:00	29	17	10	20	2	1	0	79	111.4	09:00 09:15	0	0	0	0	0	0	0	0	0	0	0	0	0	0	0	0	0	0	0
6	6	7	1	0	0	28	41.1	09:15 10:15	24	15	9	16	1	1	0	66	91.7	09:15 09:30	0	0	0	0	0	0	0	0	0	0	0	0	0	0	0	0	0	0	0
6	3	4	0	1	0	17	23.1	09:30 10:30	16	9	3	9	0	1	0	38	50.6	09:30 09:45	0	0	0	0	0	0	0	0	0	0	0	0	0	0	0	0	0	0	0
3	0	5	0	0	0	21	27.5	09:45 10:45	13	3	0	5	0	0	0	21	27.5	09:45 10:00	0	0	0	0	0	0	0	0	0	0	0	0	0	0	0	0	0	0	0
27	2	2	0	0	0	86	89.6	16:00 17:00	153	80	14	12	1	0	0	260	283.6	16:00 16:15	4	0	0	0	0	0	0	0	0	0	0	0	0	0	0	0	0	0	0
13	3	2	1	0	0	46	51.1	16:15 17:15	164	73	15	15	1	1	0	269	296.4	16:15 16:30	2	0	0	0	0	0	0	0	0	0	0	0	0	0	0	0	0	0	0
22	5	1	0	0	0	49	52.8	16:30 17:30	156	72	16	15	0	1	0	260	286.9	16:30 16:45	0	0	0	0	0	0	0	0	0	0	0	0	0	0	0	0	0	0	0
18	4	7	0	0	0	79	90.1	16:45 17:45	166	59	15	17	0	2	0	259	287.4	16:45 17:00	0	0	0	0	0	0	0	0	0	0	0	0	0	0	0	0	0	0	0
20	3	5	0	1	0	95	102.4	17:00 18:00	144	44	14	12	0	3	0	217	237.8	17:00 17:15	0	0	0	0	0	0	0	0	0	0	0	0	0	0	0	0	0	0	0
12	4	2	0	0	0	37	41.6	17:15 18:15	111	33	11	8	0	3	0	166	180.1	17:15 17:30	0	0	0	0	0	0	0	0	0	0	0	0	0	0	0	0	0	0	0
9	4	3	0	1	0	48	53.3	17:30 18:30	104	24	8	8	2	5	0	151	164.4	17:30 17:45	0	0	0	0	0	0	0	0	0	0	0	0	0	0	0	0	0	0	0
3	3	2	0	1	0	37	40.5	17:45 18:45	74	18	4	8	2	4	0	110	122	17:45 18:00	0	0	0	0	0	0	0	0	0	0	0	0	0	0	0	0	0	0	0
9	0	1	0	1	0	44	44.7	18:00 19:00	51	15	1	8	2	3	0	80	91.1	18:00 18:15	0	0	0	0	0	0	0	0	0	0	0	0	0	0	0	0	0	0	0
3	1	2	2	2	0	22	25.9	18:15 19:15	18	6	1	7	2	2	0	36	46.4	18:15 18:30	0	0	0	0	0	0	0	0	0	0	0	0	0	0	0	0	0	0	0
3	0	3	0	0	0	7	10.9	18:30 19:30	6	3	0	5	0	0	0	14	20.5	18:30 18:45	0	0	0	0	0	0	0	0	0	0	0	0	0	0	0	0	0	0	0
0	0	2	0	0	0	7	9.6	18:45 19:45	5	0	0	2	0	0	0	7	9.6	18:45 19:00	0	0	0	0	0	0	0	0	0	0	0	0	0	0	0	0	0	0	0
181	73	75	5	7	0	737	871.8	P/TOT	396	181	73	75	5	7	0	0	737	871.8	P/TOT	6	0	0	0	0	0	0	0	0	0	0	0	0	0	0	0	0	0
42	44	43	2	1	0	180	259.3												Period I Total:	0	0	0	0	0	0	0	0	0	0	0	0	0	0	0	0	0	
139	29	32	3	6	0	557	612.5												Period II Total:	6	0	0	0	0	0	0	0	0	0	0	0	0	0	0	0	0	0



DATE: 19/03/2020  
DAY: Thursday

SITE: 2  
LOCATION: Eshcol Road / Stoke Road  
TOTAL ARMS: A B C D

from arm: D  
to arm: all

period I period II  
from: 07:00 16:00  
to: 10:00 19:00

DATE: 19/03/2020  
DAY: Thursday

SITE: 2  
LOCATION: Eshcol Road / Stoke Road  
TOTAL ARMS: A B C D

				per quarter of an hour														
OGV2	PSV	MCL	PCL	TOT	PCU.h	from	to	CAR	LGV	OGV1	OGV2	PSV	MCL	PCL	TOT	PCU		
2.3	2	0.4	0.2					1	1	1.5	2.3	2	0.4	0.2				
						PCU factor												
						INTERVAL												
0	0	0	0	0	0	07:00	07:15	3	1	5	3	0	0	0	12	18.4		
0	0	0	0	0	0	07:15	07:30	4	1	4	1	0	0	0	10	13.3		
0	0	0	0	0	0	07:30	07:45	1	5	5	4	0	0	0	15	22.7		
0	0	0	0	0	0	07:45	08:00	0	4	6	8	0	0	0	18	31.4		
0	0	0	0	0	0	08:00	08:15	6	6	2	1	0	0	0	15	17.3		
0	0	0	0	0	0	08:15	08:30	0	5	4	2	0	0	0	11	15.6		
0	0	0	0	0	0	08:30	08:45	3	4	6	2	0	0	0	15	20.6		
0	0	0	0	0	0	08:45	09:00	2	1	3	2	0	0	0	8	12.1		
0	0	0	0	0	0	09:00	09:15	5	2	1	4	1	0	0	13	19.7		
0	0	0	0	0	0	09:15	09:30	8	7	7	7	1	0	0	30	43.6		
0	0	0	0	0	0	09:30	09:45	3	6	3	4	0	1	0	17	23.1		
0	0	0	0	0	0	09:45	10:00	13	4	0	5	0	0	0	22	28.5		
0	0	0	0	6	6	16:00	16:15	62	28	2	2	0	0	1	95	97.8		
0	0	0	0	2	2	16:15	16:30	29	13	3	2	1	0	0	48	53.1		
0	0	0	0	0	0	16:30	16:45	22	22	5	1	0	0	0	50	53.8		
0	0	0	0	0	0	16:45	17:00	50	18	5	7	0	0	0	80	91.6		
0	0	0	0	0	0	17:00	17:15	66	20	3	5	0	1	0	95	102.4		
0	0	0	0	0	0	17:15	17:30	19	12	4	2	0	0	0	37	41.6		
0	0	0	0	0	0	17:30	17:45	31	9	4	3	0	1	0	48	53.3		
0	0	0	0	0	0	17:45	18:00	29	4	3	2	0	1	0	39	42.5		
0	0	0	0	0	0	18:00	18:15	35	9	0	1	0	1	0	46	46.7		
0	0	0	0	0	0	18:15	18:30	12	3	1	2	2	2	2	24	26.3		
0	0	0	0	0	0	18:30	18:45	1	3	0	3	0	0	0	7	10.9		
0	0	0	0	0	0	18:45	19:00	6	0	0	2	0	0	0	8	10.6		
0	0	0	0	0	6	P/TOT		410	187	76	75	5	7	3	0	0	763	896.9

Period I Total: 48 46 46 43 2 1 0 0 0 186 266.3  
Period II Total: 362 141 30 32 3 6 3 0 0 577 630.6

				per hour													
OGV2	PSV	MCL	PCL	TOT	PCU.h	from	to	CAR	LGV	OGV1	OGV2	PSV	MCL	PCL	TOT	PCU	
2.3	2	0.4	0.2					1	1	1.5	2.3	2	0.4	0.2			
						PCU factor											
						INTERVAL											
0	0	0	0	55	85.8	07:00	07:15	32	4	4	5	0	0	0	47	68	
0	0	0	0	58	84.7	07:15	07:30	42	15	0	2	0	0	0	59	87	
0	0	0	0	59	87	07:30	07:45	26	10	3	12	0	0	0	59	84.9	
0	0	0	0	59	84.9	07:45	08:00	35	10	3	12	0	0	0	49	65.6	
0	0	0	0	49	65.6	08:00	08:15	21	10	5	1	0	0	0	47	68	
0	0	0	0	47	68	08:15	08:30	12	2	2	5	0	0	0	66	96	
0	0	0	0	66	96	08:30	08:45	15	6	2	2	0	1	1	68	98.5	
0	0	0	0	68	98.5	08:45	09:00	22	4	0	3	1	2	2	82	114.9	
0	0	0	0	82	114.9	09:00	09:15	17	3	3	12	2	0	0	69	95.2	
0	0	0	0	69	95.2	09:15	09:30	19	4	3	5	0	0	0	39	51.6	
0	0	0	0	39	51.6	09:30	09:45	15	7	5	4	0	0	0	22	28.5	
0	0	0	0	22	28.5	09:45	10:00	20	3	3	4	1	0	0	273	296.3	
0	0	0	0	273	296.3	16:00	16:15	8	21	6	4	0	0	0	273	300.9	
0	0	0	0	273	300.9	16:15	16:30	4	13	3	5	0	0	0	262	289.4	
0	0	0	0	262	289.4	16:30	16:45	5	15	3	7	0	0	0	260	288.9	
0	0	0	0	260	288.9	16:45	17:00	2	4	4	5	0	0	0	219	239.8	
0	0	0	0	219	239.8	17:00	17:15	6	7	2	5	0	0	0	170	184.1	
0	0	0	0	170	184.1	17:15	17:30	9	6	1	5	0	0	0	157	168.8	
0	0	0	0	157	168.8	17:30	17:45	10	0	1	3	0	0	0	116	126.4	
0	0	0	0	116	126.4	17:45	18:00	9	1	0	3	0	0	0	85	94.5	
0	0	0	0	85	94.5	18:00	18:15	3	5	0	4	0	0	0	39	47.8	
0	0	0	0	39	47.8	18:15	18:30	1	0	0	5	1	0	0	15	21.5	
0	0	0	0	15	21.5	18:30	18:45	5	0	0	4	3	0	0	8	10.6	
0	0	0	0	8	10.6	18:45	19:00	2	0	1	3	1	0	0			
0	0	0	0			P/TOT		340	150	54	120	9	3				

Period I Total: 276 78 33 67 4 3  
Period II Total: 64 72 21 53 5 0





from arm: **all**  
to arm: **D**

period I period II  
from: 07:00 16:00  
to: 10:00 19:00

DATE: 19/03/2020  
DAY: Thursday

SITE: 2  
LOCATION: Eshcol Road / Stoke Road  
TOTAL ARMS: A B C D

from arm: **all**  
to arm: **all**

period I period II  
from: 07:00 16:00  
to: 10:00 19:00

PCL	TOT	PCU
0.2		
00:15	00:15	00:15
0	45	53.5
0	59	61.6
0	51	68.1
0	60	77.1
0	37	40.8
0	21	28.5
0	26	29
0	32	35.7
0	37	56.1
0	31	39
0	31	38.7
0	31	38.7
0	39	47.2
0	25	33
0	30	40.6
0	15	23.5
0	20	27.5
0	21	28
0	14	18.4
2	15	17.3
0	12	17.2
0	7	14.5
0	12	20.2
0	7	12.4
2	0	0
0	678	866.6

from	to	CAR	LGV	OGV1	OGV2	PSV	MCL	PCL	TOT	PCU.h		
PCU factor		1	1	1.5	2.3	2	0.4	0.2				
INTERVAL		01:00	01:00	01:00	01:00	01:00	01:00	01:00	01:00	01:00		
07:00	08:00	135	39	10	31	0	0	0	215	260.3		
07:15	08:15	124	45	11	27	0	0	0	207	247.6		
07:30	08:30	94	32	13	30	0	0	0	169	214.5		
07:45	08:45	83	28	12	20	0	1	0	144	175.4		
08:00	09:00	70	22	9	11	1	3	0	116	134		
08:15	09:15	66	15	7	22	3	3	0	116	149.3		
08:30	09:30	73	17	8	22	3	3	0	126	159.8		
08:45	09:45	73	18	11	24	3	2	0	131	169.5		
09:00	10:00	71	17	14	25	3	0	0	130	172.5		
09:15	10:15	54	14	11	13	1	0	0	93	116.4		
09:30	10:30	35	10	8	8	1	0	0	62	77.4		
09:45	10:45	20	3	3	4	1	0	0	31	38.7		
16:00	17:00	19	53	16	21	0	0	0	109	144.3		
16:15	17:15	17	39	12	22	0	0	0	90	124.6		
16:30	17:30	22	32	10	22	0	0	0	86	119.6		
16:45	17:45	27	17	8	18	0	0	0	70	97.4		
17:00	18:00	34	14	4	16	0	0	2	70	91.2		
17:15	18:15	31	12	2	15	0	0	2	62	80.9		
17:30	18:30	23	6	1	15	1	0	2	48	67.4		
17:45	18:45	18	6	0	16	4	0	2	46	69.2		
18:00	19:00	11	5	1	16	5	0	0	38	64.3		
18:15	19:15	8	0	1	12	5	0	0	26	47.1		
18:30	19:30	7	0	1	7	4	0	0	19	32.6		
18:45	19:45	2	0	1	3	1	0	0	7	12.4		
P/TOT		340	150	54	120	9	3	2	0	0	678	866.6

from	to	CAR	LGV	OGV1	OGV2	PSV	MCL	PCL	TOT	PCU		
PCU factor		1	1	1.5	2.3	2	0.4	0.2				
INTERVAL		00:15	00:15	00:15	00:15	00:15	00:15	00:15	00:15	00:15		
07:00	07:15	38	7	9	8	0	0	0	62	76.9		
07:15	07:30	49	19	4	3	0	0	0	75	80.9		
07:30	07:45	34	17	8	16	0	0	0	75	99.8		
07:45	08:00	43	16	11	20	0	0	0	90	121.5		
08:00	08:15	31	18	9	2	1	0	0	61	69.1		
08:15	08:30	17	8	6	7	0	0	0	38	50.1		
08:30	08:45	24	10	8	4	0	1	0	47	55.6		
08:45	09:00	31	7	3	5	1	2	0	49	56.8		
09:00	09:15	29	5	4	16	3	0	0	57	82.8		
09:15	09:30	33	11	10	12	1	0	0	67	88.6		
09:30	09:45	20	14	8	8	0	1	0	51	64.8		
09:45	10:00	39	8	3	9	1	0	0	60	74.2		
16:00	16:15	72	51	10	6	0	0	1	140	152		
16:15	16:30	40	26	6	7	1	0	0	80	93.1		
16:30	16:45	31	37	9	8	0	2	0	87	100.7		
16:45	17:00	69	24	10	12	0	0	0	115	135.6		
17:00	17:15	78	31	5	10	0	1	0	125	139.9		
17:15	17:30	40	21	5	7	0	0	0	73	84.6		
17:30	17:45	49	12	5	6	0	1	0	73	82.7		
17:45	18:00	47	5	4	5	0	1	2	64	70.3		
18:00	18:15	46	15	1	5	0	1	0	68	74.4		
18:15	18:30	25	3	1	7	3	2	4	45	53.2		
18:30	18:45	11	3	0	7	3	0	0	24	36.1		
18:45	19:00	15	0	1	5	1	0	1	23	30.2		
P/TOT		911	368	140	195	15	12	8	0	0	1649	1974

from	to	CAR	LGV	OGV1	OGV2	PSV	MCL	PCL	TOT	PCU		
PCU factor		1	1	1.5	2.3	2	0.4	0.2				
INTERVAL		01:00	01:00	01:00	01:00	01:00	01:00	01:00	01:00	01:00		
07:00	08:00	164	59	32	47	0	0	0	242	296.6		
07:15	08:15	157	70	32	41	1	0	0	221	271.6		
07:30	08:30	125	59	34	45	1	0	0	165	200.6		
07:45	08:45	115	52	34	33	1	1	0	146	178.6		
08:00	09:00	103	43	26	18	2	3	0	132	161.6		
08:15	09:15	101	30	21	32	4	3	0	131	158.6		
08:30	09:30	117	33	25	37	5	3	0	147	181.6		
08:45	09:45	113	37	25	41	5	3	0	139	171.6		
09:00	10:00	121	38	25	45	5	1	0	136	166.6		
09:15	10:15	92	33	21	29	2	1	0	107	131.6		
09:30	10:30	59	22	11	17	1	1	0	64	79.6		
09:45	10:45	39	8	3	9	1	0	0	39	47.6		
16:00	17:00	212	138	35	33	1	2	1	321	396.6		
16:15	17:15	218	118	30	37	1	3	0	307	378.6		
16:30	17:30	218	113	29	37	0	3	0	308	380.6		
16:45	17:45	236	88	25	35	0	2	0	344	424.6		
17:00	18:00	214	69	19	28	0	3	2	231	285.6		
17:15	18:15	182	53	15	23	0	3	2	173	214.6		
17:30	18:30	167	35	11	23	3	5	6	142	175.6		
17:45	18:45	129	26	6	24	6	4	6	101	125.6		
18:00	19:00	97	21	3	24	7	3	5	64	79.6		
18:15	19:15	51	6	2	19	7	2	5	38	47.6		
18:30	19:30	26	3	1	12	4	0	1	24	30.6		
18:45	19:45	15	0	1	5	1	0	1	12	15.6		
P/TOT		911	368	140	195	15	12	8	0	0	1649	1974

Period I Total: 388 140 83 110 7 4 0 0 0 732 921.1  
Period II Total: 523 228 57 85 8 8 8 0 0 917 1053

from: to:  
07:00 08:00 AM Peak Hour AM 07:00 10:00  
N/A N/A MID Peak Hour MID 10:00 16:00  
16:00 17:00 PM Peak Hour PM 16:00 19:00  
16:00 ##### TOT Peak Hour

023 / HOO, MEDWAY  
March 2020  
Classified Turning Count

DATE: 19/03/2020  
DAY: Thursday

	TOT	PCU.h
01:00	01:00	
302		379.1
301		371.3
264		340.5
236		296.3
195		231.6
191		245.3
220		283.8
224		293
235		310.4
178		227.6
111		139
60		74.2
422		481.4
407		469.3
400		460.8
386		442.8
335		377.5
278		312
250		280.6
201		234
160		193.9
92		119.5
47		66.3
23		30.2
0	1649	1974
AM Peak PCU		379.1
MID Peak PCU		0
PM Peak PCU		481.4
TOT Peak PCU		481.4



SITE: 3  
 LOCATION: Stoke Road / Ropers Lane  
 TOTAL ARMS: A B C

from arm: **A**  
 to arm: **A**

period I period II  
 from: 07:00 16:00  
 to: 10:00 19:00

DATE: 19/03/2020  
 DAY: Thursday

per quarter of an hour

from	to	CAR	LGV	OGV1	OGV2	PSV	MCL	PCL	TOT	PCU
PCU factor		1	1	1.5	2.3	2	0.4	0.2		
INTERVAL		00:15	00:15	00:15	00:15	00:15	00:15	00:15	00:15	00:15
07:00	07:15	0	0	0	0	0	0	0	0	0
07:15	07:30	0	0	0	0	0	0	0	0	0
07:30	07:45	0	0	0	0	0	0	0	0	0
07:45	08:00	0	0	0	0	0	0	0	0	0
08:00	08:15	0	0	0	0	0	0	0	0	0
08:15	08:30	0	0	0	0	0	0	0	0	0
08:30	08:45	0	0	0	0	0	0	0	0	0
08:45	09:00	0	0	0	0	0	0	0	0	0
09:00	09:15	0	0	0	0	0	0	0	0	0
09:15	09:30	0	0	0	0	0	0	0	0	0
09:30	09:45	0	0	0	0	0	0	0	0	0
09:45	10:00	0	0	0	0	0	0	0	0	0
16:00	16:15	0	0	0	0	0	0	0	0	0
16:15	16:30	0	0	0	0	0	0	0	0	0
16:30	16:45	0	0	0	0	0	0	0	0	0
16:45	17:00	0	0	0	0	0	0	0	0	0
17:00	17:15	0	0	0	0	0	0	0	0	0
17:15	17:30	0	0	0	0	0	0	0	0	0
17:30	17:45	0	0	0	0	0	0	0	0	0
17:45	18:00	0	0	0	0	0	0	0	0	0
18:00	18:15	0	0	0	0	0	0	0	0	0
18:15	18:30	0	0	0	0	0	0	0	0	0
18:30	18:45	0	0	0	0	0	0	0	0	0
18:45	19:00	0	0	0	0	0	0	0	0	0
P/TOT		0	0	0	0	0	0	0	0	0
Period I Total:		0	0	0	0	0	0	0	0	0
Period II Total:		0	0	0	0	0	0	0	0	0

per hour

from	to	CAR	LGV	OGV1	OGV2	PSV	MCL	PCL	TOT	PCU.h
PCU factor		1	1	1.5	2.3	2	0.4	0.2		
INTERVAL		01:00	01:00	01:00	01:00	01:00	01:00	01:00	01:00	01:00
07:00	08:00	0	0	0	0	0	0	0	0	0
07:15	08:15	0	0	0	0	0	0	0	0	0
07:30	08:30	0	0	0	0	0	0	0	0	0
07:45	08:45	0	0	0	0	0	0	0	0	0
08:00	09:00	0	0	0	0	0	0	0	0	0
08:15	09:15	0	0	0	0	0	0	0	0	0
08:30	09:30	0	0	0	0	0	0	0	0	0
08:45	09:45	0	0	0	0	0	0	0	0	0
09:00	10:00	0	0	0	0	0	0	0	0	0
09:15	10:15	0	0	0	0	0	0	0	0	0
09:30	10:30	0	0	0	0	0	0	0	0	0
09:45	10:45	0	0	0	0	0	0	0	0	0
16:00	17:00	0	0	0	0	0	0	0	0	0
16:15	17:15	0	0	0	0	0	0	0	0	0
16:30	17:30	0	0	0	0	0	0	0	0	0
16:45	17:45	0	0	0	0	0	0	0	0	0
17:00	18:00	0	0	0	0	0	0	0	0	0
17:15	18:15	0	0	0	0	0	0	0	0	0
17:30	18:30	0	0	0	0	0	0	0	0	0
17:45	18:45	0	0	0	0	0	0	0	0	0
18:00	19:00	0	0	0	0	0	0	0	0	0
18:15	19:15	0	0	0	0	0	0	0	0	0
18:30	19:30	0	0	0	0	0	0	0	0	0
18:45	19:45	0	0	0	0	0	0	0	0	0
P/TOT		0	0	0	0	0	0	0	0	0



11023 / HOO, MEDWAY  
March 2020  
Classified Turning Count



SITE: 3  
LOCATION: Stoke Road / Ropers Lane  
TOTAL ARMS: A B C  
from arm: A  
to arm: B

DATE: 19/03/2020  
DAY: Thursday

from: 07:00 16:00  
to: 10:00 19:00

period I period II

per quarter of an hour

from	to	CAR	LGV	OGV1	OGV2	PSV	MCL	PCL	TOT	PCU	
PCU factor		1	1	1.5	2.3	2	0.4	0.2			
INTERVAL		00:15	00:15	00:15	00:15	00:15	00:15	00:15	00:15	00:15	
07:00	07:15	9	4	0	0	0	0	0	13	13	
07:15	07:30	12	6	0	1	0	0	0	19	20.3	
07:30	07:45	13	4	2	0	1	0	0	20	22	
07:45	08:00	11	1	0	0	1	0	0	13	14	
08:00	08:15	13	3	0	2	0	0	0	18	20.6	
08:15	08:30	10	0	0	0	2	0	0	12	14	
08:30	08:45	12	1	2	0	0	0	0	15	16	
08:45	09:00	13	5	2	0	1	0	0	21	23	
09:00	09:15	19	0	2	0	0	0	0	21	22	
09:15	09:30	12	2	2	1	0	0	0	17	19.3	
09:30	09:45	18	1	3	0	0	0	0	22	23.5	
09:45	10:00	14	1	1	0	0	0	0	16	16.5	
16:00	16:15	16	7	0	0	0	0	0	23	23	
16:15	16:30	14	5	1	0	0	0	0	20	20.5	
16:30	16:45	9	5	0	0	0	0	0	14	14	
16:45	17:00	10	7	0	0	0	0	0	17	17	
17:00	17:15	20	2	0	0	0	1	0	23	22.4	
17:15	17:30	10	1	0	0	0	0	0	11	11	
17:30	17:45	13	0	0	0	0	0	0	13	13	
17:45	18:00	9	0	0	1	0	0	0	10	11.3	
18:00	18:15	8	2	0	1	1	0	0	12	14.3	
18:15	18:30	9	1	0	1	0	0	0	11	12.3	
18:30	18:45	8	0	1	0	0	0	0	9	9.5	
18:45	19:00	6	0	0	0	1	0	0	7	8	
P/TOT		288	58	16	7	7	1	0	0	377	400.5
Period I Total:		156	28	14	4	5	0	0	0	207	224.2
Period II Total:		132	30	2	3	2	1	0	0	170	176.3

per hour

from	to	CAR	LGV	OGV1	OGV2	PSV	MCL	PCL	TOT	PCU.h	
PCU factor		1	1	1.5	2.3	2	0.4	0.2			
INTERVAL		01:00	01:00	01:00	01:00	01:00	01:00	01:00	01:00	01:00	
07:00	08:00	45	15	2	1	2	0	0	65	69.3	
07:15	08:15	49	14	2	3	2	0	0	70	76.9	
07:30	08:30	47	8	2	2	4	0	0	63	70.6	
07:45	08:45	46	5	2	2	3	0	0	58	64.6	
08:00	09:00	48	9	4	2	3	0	0	66	73.6	
08:15	09:15	54	6	6	0	3	0	0	69	75	
08:30	09:30	56	8	8	1	1	0	0	74	80.3	
08:45	09:45	62	8	9	1	1	0	0	81	87.8	
09:00	10:00	63	4	8	1	0	0	0	76	81.3	
09:15	10:15	44	4	6	1	0	0	0	55	59.3	
09:30	10:30	32	2	4	0	0	0	0	38	40	
09:45	10:45	14	1	1	0	0	0	0	16	16.5	
16:00	17:00	49	24	1	0	0	0	0	74	74.5	
16:15	17:15	53	19	1	0	0	1	0	74	73.9	
16:30	17:30	49	15	0	0	0	1	0	65	64.4	
16:45	17:45	53	10	0	0	0	1	0	64	63.4	
17:00	18:00	52	3	0	1	0	1	0	57	57.7	
17:15	18:15	40	3	0	2	1	0	0	46	49.6	
17:30	18:30	39	3	0	3	1	0	0	46	50.9	
17:45	18:45	34	3	1	3	1	0	0	42	47.4	
18:00	19:00	31	3	1	2	2	0	0	39	44.1	
18:15	19:15	23	1	1	1	1	0	0	27	29.8	
18:30	19:30	14	0	1	0	1	0	0	16	17.5	
18:45	19:45	6	0	0	0	1	0	0	7	8	
P/TOT		288	58	16	7	7	1	0	0	377	400.5

per quarter of an hour

from	to	CAR	LGV	OGV1	OGV2	PSV	MCL	PCL	TOT	PCU	
PCU factor		1	1	1.5	2.3	2	0.4	0.2			
INTERVAL		00:15	00:15	00:15	00:15	00:15	00:15	00:15	00:15	00:15	
07:00	07:15	30	7	3	6	0	0	0	46	55.3	
07:15	07:30	36	15	0	6	0	0	0	57	64.8	
07:30	07:45	21	8	1	10	0	0	0	40	53.5	
07:45	08:00	33	10	2	14	0	0	0	59	78.2	
08:00	08:15	18	9	4	5	0	0	0	36	44.5	
08:15	08:30	13	4	3	8	0	0	0	28	39.9	
08:30	08:45	15	5	1	3	0	1	0	25	28.8	
08:45	09:00	19	3	0	4	1	1	0	28	33.6	
09:00	09:15	20	3	2	11	2	0	0	38	55.3	
09:15	09:30	16	6	2	9	0	0	0	33	45.7	
09:30	09:45	14	4	2	5	0	0	0	25	32.5	
09:45	10:00	16	3	3	4	1	0	0	27	34.7	
16:00	16:15	7	13	8	5	0	0	0	33	43.5	
16:15	16:30	6	8	3	4	0	0	0	21	27.7	
16:30	16:45	5	8	3	6	0	0	0	22	31.3	
16:45	17:00	10	3	4	4	0	0	0	21	28.2	
17:00	17:15	4	8	1	3	0	0	0	16	20.4	
17:15	17:30	13	9	1	2	0	0	0	25	28.1	
17:30	17:45	11	4	0	3	0	0	0	18	21.9	
17:45	18:00	7	4	1	4	0	0	0	16	21.7	
18:00	18:15	5	2	0	4	0	0	0	11	16.2	
18:15	18:30	6	1	0	6	0	0	0	13	20.8	
18:30	18:45	5	0	0	5	2	0	0	12	20.5	
18:45	19:00	4	0	0	3	0	0	0	7	10.9	
P/TOT		334	137	44	134	6	2	0	0	657	858
Period I Total:		251	77	23	85	4	2	0	0	442	566.8
Period II Total:		83	60	21	49	2	0	0	0	215	291.2



period I period II  
07:00 16:00  
10:00 19:00

DATE: 19/03/2020 SITE: 3  
DAY: Thursday LOCATION: Stoke Road / Ropers Lane  
TOTAL ARMS: A B C

from arm: A  
to arm: all

period I period II  
from: 07:00 16:00  
to: 10:00 19:00

DATE: 19/03/2020 SITE: 3  
DAY: Thursday LOCATION: Stoke Road / Ropers Lane  
TOTAL ARMS: A B C

per hour								per quarter of an hour												
CAR	LGV	OGV1	OGV2	PSV	MCL	PCL	TOT	PCU.h	from	to	CAR	LGV	OGV1	OGV2	PSV	MCL	PCL	TOT	PCU	
1	1	1.5	2.3	2	0.4	0.2					1	1	1.5	2.3	2	0.4	0.2			
PCU factor								PCU factor												
INTERVAL								INTERVAL												
01:00	01:00	01:00	01:00	01:00	01:00	01:00	01:00	01:00	01:00	INTERVAL	00:15	00:15	00:15	00:15	00:15	00:15	00:15	00:15	00:15	00:15
120	40	6	36	0	0	0	202	251.8	07:00	07:15	39	11	3	6	0	0	0	59	68.3	
108	42	7	35	0	0	0	192	241	07:15	07:30	48	21	0	7	0	0	0	76	85.1	
85	31	10	37	0	0	0	163	216.1	07:30	07:45	34	12	3	10	1	0	0	60	75.5	
79	28	10	30	0	1	0	148	191.4	07:45	08:00	44	11	2	14	1	0	0	72	92.2	
65	21	8	20	1	2	0	117	146.8	08:00	08:15	31	12	4	7	0	0	0	54	65.1	
67	15	6	26	3	2	0	119	157.6	08:15	08:30	23	4	3	8	2	0	0	40	53.9	
70	17	5	27	3	2	0	124	163.4	08:30	08:45	27	6	3	3	0	1	0	40	44.8	
69	16	6	29	3	1	0	124	167.1	08:45	09:00	32	8	2	4	2	1	0	49	56.6	
66	16	9	29	3	0	0	123	168.2	09:00	09:15	39	3	4	11	2	0	0	59	77.3	
46	13	7	18	1	0	0	85	112.9	09:15	09:30	28	8	4	10	0	0	0	50	65	
30	7	5	9	1	0	0	52	67.2	09:30	09:45	32	5	5	5	0	0	0	47	56	
16	3	3	4	1	0	0	27	34.7	09:45	10:00	30	4	4	4	1	0	0	43	51.2	
28	32	18	19	0	0	0	97	130.7	16:00	16:15	23	20	8	5	0	0	0	56	66.5	
25	27	11	17	0	0	0	80	107.6	16:15	16:30	20	13	4	4	0	0	0	41	48.2	
32	28	9	15	0	0	0	84	108	16:30	16:45	14	13	3	6	0	0	0	36	45.3	
38	24	6	12	0	0	0	80	98.6	16:45	17:00	20	10	4	4	0	0	0	38	45.2	
35	25	3	12	0	0	0	75	92.1	17:00	17:15	24	10	1	3	0	1	0	39	42.8	
36	19	2	13	0	0	0	70	87.9	17:15	17:30	23	10	1	2	0	0	0	36	39.1	
29	11	1	17	0	0	0	58	80.6	17:30	17:45	24	4	0	3	0	0	0	31	34.9	
23	7	1	19	2	0	0	52	79.2	17:45	18:00	16	4	1	5	0	0	0	26	33	
20	3	0	18	2	0	0	43	68.4	18:00	18:15	13	4	0	5	1	0	0	23	30.5	
15	1	0	14	2	0	0	32	52.2	18:15	18:30	15	2	0	7	0	0	0	24	33.1	
9	0	0	8	2	0	0	19	31.4	18:30	18:45	13	0	1	5	2	0	0	21	30	
4	0	0	3	0	0	0	7	10.9	18:45	19:00	10	0	0	3	1	0	0	14	18.9	
334	137	44	134	6	2	0	657	858	P/TOT	622	195	60	141	13	3	0	1034	1259		

Period I Total: 407 105 37 89 9 2 0 0 0 649 791  
Period II Total: 215 90 23 52 4 1 0 0 0 385 467.5

per hour								per quarter of an hour												
CAR	LGV	OGV1	OGV2	PSV	MCL	PCL	TOT	PCU.h	from	to	CAR	LGV	OGV1	OGV2	PSV	MCL	PCL	TOT	PCU	
1	1	1.5	2.3	2	0.4	0.2					1	1	1.5	2.3	2	0.4	0.2			
PCU factor								PCU factor												
INTERVAL								INTERVAL												
01:00	01:00	01:00	01:00	01:00	01:00	01:00	01:00	01:00	01:00	INTERVAL	00:15	00:15	00:15	00:15	00:15	00:15	00:15	00:15	00:15	00:15
267	165	55	8	37	2	0	267	321.1	07:00	07:15	12	2	4					12	2	4
262	157	56	9	38	2	0	262	317.9	07:15	07:30	13	3	5					13	3	5
226	132	39	12	39	4	0	226	286.7	07:30	07:45	15	6	4					15	6	4
206	125	33	12	32	3	1	206	256	07:45	08:00	15	6	7					15	6	7
183	113	30	12	22	4	2	183	220.4	08:00	08:15	13	6	3					13	6	3
188	121	21	12	26	6	2	188	232.6	08:15	08:30	11	7	5					11	7	5
198	126	25	13	28	4	2	198	243.7	08:30	08:45	17	4	5					17	4	5
205	131	24	15	30	4	1	205	254.9	08:45	09:00	12	1	2					12	1	2
199	129	20	17	30	3	0	199	249.5	09:00	09:15	18	4	2					18	4	2
140	90	17	13	19	1	0	140	172.2	09:15	09:30	19	6	5					19	6	5
90	62	9	9	9	1	0	90	107.2	09:30	09:45	14	3	5					14	3	5
43	30	4	4	4	1	0	43	51.2	09:45	10:00	23	5	0					23	5	0
171	77	56	19	19	0	0	171	205.2	16:00	16:15	59	33	2					59	33	2
154	78	46	12	17	0	1	154	181.5	16:15	16:30	49	19	4					49	19	4
149	81	43	9	15	0	1	149	172.4	16:30	16:45	36	22	5					36	22	5
144	91	34	6	12	0	1	144	162	16:45	17:00	64	22	6					64	22	6
132	87	28	3	13	0	1	132	149.8	17:00	17:15	87	22	4					87	22	4
116	76	22	2	15	1	0	116	137.5	17:15	17:30	39	17	3					39	17	3
104	68	14	1	20	1	0	104	131.5	17:30	17:45	44	8	4					44	8	4
94	57	10	2	22	3	0	94	126.6	17:45	18:00	47	6	3					47	6	3
82	51	6	1	20	4	0	82	112.5	18:00	18:15	47	10	1					47	10	1
59	38	2	1	15	3	0	59	82	18:15	18:30	25	3	0					25	3	0
35	23	0	1	8	3	0	35	48.9	18:30	18:45	18	5	0					18	5	0
14	10	0	0	3	1	0	14	18.9	18:45	19:00	12	2	0					12	2	0
622	195	60	141	13	3	0	1034	1259	P/TOT	709	222	79					709	222	79	

Period I Total: 182 53 47  
Period II Total: 527 169 32



Lane from arm: **all** to arm: **A** period I period II from: 07:00 16:00 to: 10:00 19:00 DATE: 19/03/2020 SITE: 3 from arm: **B** to arm: **A** period I period II from: 07:00 16:00 to: 10:00 19:00  
 LOCATION: Stoke Road / Ropers Lane  
 TOTAL ARMS:

OGV2	PSV	MCL	PCL	TOT	PCU
2.3	2	0.4	0.2		
00:15	00:15	00:15	00:15	00:15	00:15
3	0	0	0	21	26.9
4	0	1	0	26	33.1
7	0	0	0	32	43.1
10	0	0	0	38	54.5
6	1	0	0	29	39.3
6	0	0	0	29	39.3
2	0	0	0	28	33.1
6	0	0	0	21	29.8
5	1	0	0	30	38.5
8	2	0	0	40	54.9
8	0	1	0	31	43.3
8	0	0	0	36	46.4
3	2	0	0	99	105.9
4	1	0	0	77	85.2
1	0	0	0	64	67.8
5	0	0	0	97	106.5
6	0	1	0	120	129.2
2	0	0	0	61	65.1
3	0	1	0	60	65.3
4	0	1	0	61	67.1
2	0	1	0	61	63.5
1	3	2	0	34	37.1
2	0	0	0	25	27.6
3	0	0	1	18	21.1
109	10	8	1	1138	1324
73	4	2	0	361	482.2
36	6	6	1	777	841.4

from	to	CAR	LGV	OGV1	OGV2	PSV	MCL	PCL	TOT	PCU.h
PCU factor		1	1	1.5	2.3	2	0.4	0.2		
INTERVAL	01:00	01:00	01:00	01:00	01:00	01:00	01:00	01:00	01:00	01:00
07:00 08:00	55	17	20	24	0	1	0	117	157.6	
07:15 08:15	56	21	19	27	1	1	0	125	170	
07:30 08:30	54	25	19	29	1	0	0	128	176.2	
07:45 08:45	56	23	20	24	1	0	0	124	166.2	
08:00 09:00	53	18	15	20	1	0	0	107	141.5	
08:15 09:15	58	16	14	19	1	0	0	108	140.7	
08:30 09:30	66	15	14	21	3	0	0	119	156.3	
08:45 09:45	63	14	14	27	3	1	0	122	166.5	
09:00 10:00	74	18	12	29	3	1	0	137	183.1	
09:15 10:15	56	14	10	24	2	1	0	107	144.6	
09:30 10:30	37	8	5	16	0	1	0	67	89.7	
09:45 10:45	23	5	0	8	0	0	0	36	46.4	
16:00 17:00	208	96	17	13	3	0	0	337	365.4	
16:15 17:15	236	85	19	16	1	1	0	358	388.7	
16:30 17:30	226	83	18	14	0	1	0	342	368.6	
16:45 17:45	234	69	17	16	0	2	0	338	366.1	
17:00 18:00	217	53	14	15	0	3	0	302	326.7	
17:15 18:15	177	41	11	11	0	3	0	243	261	
17:30 18:30	163	27	8	10	3	5	0	216	233	
17:45 18:45	137	24	4	9	3	4	0	181	195.3	
18:00 19:00	102	20	1	8	3	3	1	138	149.3	
18:15 19:15	55	10	0	6	3	2	1	77	85.8	
18:30 19:30	30	7	0	5	0	0	1	43	48.7	
18:45 19:45	12	2	0	3	0	0	1	18	21.1	
P/TOT	709	222	79	109	10	8	1	1138	1324	

from	to	CAR	LGV	OGV1	OGV2	PSV	MCL	PCL	TOT	PCU
PCU factor		1	1	1.5	2.3	2	0.4	0.2		
INTERVAL	00:15	00:15	00:15	00:15	00:15	00:15	00:15	00:15	00:15	00:15
07:00 07:15	10	0	0	0	0	0	0	0	10	10
07:15 07:30	10	1	1	0	0	0	0	0	12	12.5
07:30 07:45	11	0	0	0	0	0	0	0	11	11
07:45 08:00	9	0	0	0	0	0	0	0	9	9
08:00 08:15	7	1	1	0	1	0	0	0	10	11.5
08:15 08:30	10	1	1	1	0	0	0	0	13	14.8
08:30 08:45	13	0	0	0	0	0	0	0	13	13
08:45 09:00	9	1	0	0	0	0	0	0	10	10
09:00 09:15	14	4	1	0	0	0	0	0	19	19.5
09:15 09:30	12	0	1	0	1	0	0	0	14	15.5
09:30 09:45	11	0	1	1	0	0	0	0	13	14.8
09:45 10:00	14	2	0	0	0	0	0	0	16	16
16:00 16:15	13	3	0	1	0	0	0	0	17	18.3
16:15 16:30	35	8	1	0	0	0	0	0	44	44.5
16:30 16:45	26	2	0	0	0	0	0	0	28	28
16:45 17:00	32	3	1	2	0	0	0	0	38	41.1
17:00 17:15	44	4	0	0	0	0	0	0	48	48
17:15 17:30	16	4	0	0	0	0	0	0	20	20
17:30 17:45	20	2	0	0	0	0	0	0	22	22
17:45 18:00	21	0	0	2	0	0	0	0	23	25.6
18:00 18:15	16	6	0	0	0	0	0	0	22	22
18:15 18:30	17	0	0	0	0	0	0	0	17	17
18:30 18:45	17	2	0	0	0	0	0	0	19	19
18:45 19:00	10	1	0	2	0	0	0	0	13	15.6
P/TOT	397	45	8	9	2	0	0	0	461	478.7
Period I Total:	130	10	6	2	2	0	0	0	150	157.6
Period II Total:	267	35	2	7	0	0	0	0	311	321.1

from	to	CAR	LGV	OGV1	OGV2	PSV
PCU factor		1	1	1.5	2.3	2
INTERVAL	01:00	01:00	01:00	01:00	01:00	01:00
07:00 08:00	40	1	1	0	0	0
07:15 08:15	37	2	2	0	1	1
07:30 08:30	37	2	2	1	1	1
07:45 08:45	39	2	2	1	1	1
08:00 09:00	39	3	2	1	1	1
08:15 09:15	46	6	2	1	0	0
08:30 09:30	48	5	2	0	1	1
08:45 09:45	46	5	3	1	1	1
09:00 10:00	51	6	3	1	1	1
09:15 10:15	37	2	2	1	1	1
09:30 10:30	25	2	1	1	0	0
09:45 10:45	14	2	0	0	0	0
16:00 17:00	106	16	2	3	0	0
16:15 17:15	137	17	2	2	0	0
16:30 17:30	118	13	1	2	0	0
16:45 17:45	112	13	1	2	0	0
17:00 18:00	101	10	0	2	0	0
17:15 18:15	73	12	0	2	0	0
17:30 18:30	74	8	0	2	0	0
17:45 18:45	71	8	0	2	0	0
18:00 19:00	60	9	0	2	0	0
18:15 19:15	44	3	0	2	0	0
18:30 19:30	27	3	0	2	0	0
18:45 19:45	10	1	0	2	0	0
P/TOT	397	45	8	9	2	2



DATE: 19/03/2020  
DAY: Thursday

SITE: 3  
LOCATION: Stoke Road / Ropers Lane  
TOTAL ARMS: A B C

from arm: B  
to arm: B

period I period II  
from: 07:00 16:00  
to: 10:00 19:00

DATE: 19/03/2020  
DAY: Thursday

SITE: 3  
LOCATION: Stoke Road / Ropers Lane  
TOTAL ARMS: A B C

MCL		PCL		TOT	PCU.h	from	to	per quarter of an hour					TOT	PCU		
0.4	0.2							CAR	LGV	OGV1	OGV2	PSV	MCL	PCL		
01:00		01:00		01:00	01:00	INTERVAL		00:15	00:15	00:15	00:15	00:15	00:15	00:15	00:15	00:15
0	0			42	42.5	07:00	07:15	0	0	0	0	0	0	0	0	0
0	0			42	44	07:15	07:30	0	0	0	0	0	0	0	0	0
0	0			43	46.3	07:30	07:45	0	0	0	0	0	0	0	0	0
0	0			45	48.3	07:45	08:00	0	0	0	0	0	0	0	0	0
0	0			46	49.3	08:00	08:15	0	0	0	0	0	0	0	0	0
0	0			55	57.3	08:15	08:30	0	0	0	0	0	0	0	0	0
0	0			56	58	08:30	08:45	0	0	0	0	0	0	0	0	0
0	0			56	59.8	08:45	09:00	0	0	0	0	0	0	0	0	0
0	0			62	65.8	09:00	09:15	0	0	0	0	0	0	0	0	0
0	0			43	46.3	09:15	09:30	0	0	0	0	0	0	0	0	0
0	0			29	30.8	09:30	09:45	0	0	0	0	0	0	0	0	0
0	0			16	16	09:45	10:00	0	0	0	0	0	0	0	0	0
0	0			127	131.9	16:00	16:15	0	0	0	0	0	0	0	0	0
0	0			158	161.6	16:15	16:30	0	0	0	0	0	0	0	0	0
0	0			134	137.1	16:30	16:45	0	0	0	0	0	0	0	0	0
0	0			128	131.1	16:45	17:00	0	0	0	0	0	0	0	0	0
0	0			113	115.6	17:00	17:15	0	0	0	0	0	0	0	0	0
0	0			87	89.6	17:15	17:30	0	0	0	0	0	0	0	0	0
0	0			84	86.6	17:30	17:45	0	0	0	0	0	0	0	0	0
0	0			81	83.6	17:45	18:00	0	0	0	0	0	0	0	0	0
0	0			71	73.6	18:00	18:15	0	0	0	0	0	0	0	0	0
0	0			49	51.6	18:15	18:30	0	0	0	0	0	0	0	0	0
0	0			32	34.6	18:30	18:45	0	0	0	0	0	0	0	0	0
0	0			13	15.6	18:45	19:00	0	0	0	0	0	0	0	0	0
0	0	0	0	461	478.7	P/TOT		0	0	0	0	0	0	0	0	0

Period I Total: 0 0 0 0 0 0 0 0 0 0 0 0  
Period II Total: 0 0 0 0 0 0 0 0 0 0 0 0

MCL		PCL		TOT	PCU.h	from	to	per hour					TOT	PCU		
0.4	0.2							CAR	LGV	OGV1	OGV2	PSV	MCL	PCL		
01:00		01:00		01:00	01:00	INTERVAL		01:00	01:00	01:00	01:00	01:00	01:00	01:00	01:00	01:00
0	0			0	0	07:00	08:00	0	0	0	0	0	0	0	0	0
0	0			0	0	07:15	08:15	0	0	0	0	0	0	0	0	0
0	0			0	0	07:30	08:30	0	0	0	0	0	0	0	0	0
0	0			0	0	07:45	08:45	0	0	0	0	0	0	0	0	0
0	0			0	0	08:00	09:00	0	0	0	0	0	0	0	0	0
0	0			0	0	08:15	09:15	0	0	0	0	0	0	0	0	0
0	0			0	0	08:30	09:30	0	0	0	0	0	0	0	0	0
0	0			0	0	08:45	09:45	0	0	0	0	0	0	0	0	0
0	0			0	0	09:00	10:00	0	0	0	0	0	0	0	0	0
0	0			0	0	09:15	10:15	0	0	0	0	0	0	0	0	0
0	0			0	0	09:30	10:30	0	0	0	0	0	0	0	0	0
0	0			0	0	09:45	10:45	0	0	0	0	0	0	0	0	0
0	0			0	0	16:00	17:00	0	0	0	0	0	0	0	0	0
0	0			0	0	16:15	17:15	0	0	0	0	0	0	0	0	0
0	0			0	0	16:30	17:30	0	0	0	0	0	0	0	0	0
0	0			0	0	16:45	17:45	0	0	0	0	0	0	0	0	0
0	0			0	0	17:00	18:00	0	0	0	0	0	0	0	0	0
0	0			0	0	17:15	18:15	0	0	0	0	0	0	0	0	0
0	0			0	0	17:30	18:30	0	0	0	0	0	0	0	0	0
0	0			0	0	17:45	18:45	0	0	0	0	0	0	0	0	0
0	0			0	0	18:00	19:00	0	0	0	0	0	0	0	0	0
0	0			0	0	18:15	19:15	0	0	0	0	0	0	0	0	0
0	0			0	0	18:30	19:30	0	0	0	0	0	0	0	0	0
0	0			0	0	18:45	19:45	0	0	0	0	0	0	0	0	0
0	0	0	0	0	0	P/TOT		0	0	0	0	0	0	0	0	0

MCL		PCL		TOT	PCU.h	from	to	per quarter of an hour					TOT	PCU		
0.4	0.2							CAR	LGV	OGV1	OGV2	PSV	MCL	PCL		
01:00		01:00		01:00	01:00	INTERVAL		00:15	00:15	00:15	00:15	00:15	00:15	00:15	00:15	00:15
0	0			0	0	07:00	07:15	3	0	1	0	0	0	0	0	0
0	0			0	0	07:15	07:30	6	0	0	0	0	0	0	0	0
0	0			0	0	07:30	07:45	6	2	2	0	0	0	0	0	0
0	0			0	0	07:45	08:00	6	1	3	0	0	0	0	0	0
0	0			0	0	08:00	08:15	4	0	0	0	0	0	0	0	0
0	0			0	0	08:15	08:30	2	1	0	0	0	0	0	0	0
0	0			0	0	08:30	08:45	1	0	0	0	0	0	0	0	0
0	0			0	0	08:45	09:00	6	1	0	0	0	0	1	0	0
0	0			0	0	09:00	09:15	2	0	2	0	0	0	0	0	0
0	0			0	0	09:15	09:30	5	0	0	0	0	0	0	0	0
0	0			0	0	09:30	09:45	4	2	2	0	0	0	0	0	0
0	0			0	0	09:45	10:00	6	3	0	0	0	0	0	0	0
0	0			0	0	16:00	16:15	3	5	0	0	0	0	0	0	0
0	0			0	0	16:15	16:30	2	4	0	0	0	0	0	0	0
0	0			0	0	16:30	16:45	3	2	2	0	0	0	0	0	0
0	0			0	0	16:45	17:00	3	2	0	0	0	0	0	0	0
0	0			0	0	17:00	17:15	2	3	0	0	0	0	0	0	0
0	0			0	0	17:15	17:30	4	4	0	0	0	0	0	0	0
0	0			0	0	17:30	17:45	5	1	0	0	0	0	0	0	0
0	0			0	0	17:45	18:00	5	0	0	0	0	0	0	0	0
0	0			0	0	18:00	18:15	5	0	1	0	0	0	0	0	0
0	0			0	0	18:15	18:30	4	0	0	0	0	0	0	0	0
0	0			0	0	18:30	18:45	5	1	0	0	1	0	0	0	0
0	0			0	0	18:45	19:00	3	2	1	0	0	1	0	0	0
0	0	0	0	0	0	P/TOT		95	34	14	0	2	1	0	0	0

Period I Total: 51 10 10 0 0 1 0 0  
Period II Total: 44 24 4 0 2 0 0 0



from arm: **B**  
to arm: **C**

period I period II  
from: 07:00 16:00  
to: 10:00 19:00

DATE: 19/03/2020 SITE: 3  
DAY: Thursday LOCATION: Stoke Road / Ropers Lane  
TOTAL ARMS: A B C

from arm: **B**  
to arm: **all**

period I period II  
from: 07:00 16:00  
to: 10:00 19:00

DATE: 19/03/2020  
DAY: Thursday

		per hour										per quarter of an hour										per hour												
TOT	PCU	from	to	CAR	LGV	OGV1	OGV2	PSV	MCL	PCL	TOT	PCU.h	from	to	CAR	LGV	OGV1	OGV2	PSV	MCL	PCL	TOT	PCU	from	to	CAR	LGV	OGV1	OGV2	PSV	MCL	PCL	TOT	PCU
		PCU factor		1	1	1.5	2.3	2	0.4	0.2			PCU factor		1	1	1.5	2.3	2	0.4	0.2			PCU factor		1	1	1.5	2.3	2	0.4	0.2		
		INTERVAL		01:00	01:00	01:00	01:00	01:00	01:00	01:00			INTERVAL		00:15	00:15	00:15	00:15	00:15	00:15	00:15	00:15			INTERVAL		01:00	01:00	01:00	01:00	01:00	01:00		
4	4.5	07:00	08:00	21	3	6	0	0	0	0	30	33	07:00	07:15	13	0	1	0	0	0	0	14	14.5	07:00	08:00	61	4	7	0	0	0	0	72	
6	6	07:15	08:15	22	3	5	0	0	0	0	30	32.5	07:15	07:30	16	1	1	0	0	0	0	18	18.5	07:15	08:15	59	5	7	0	1	0	0	72	
10	11	07:30	08:30	18	4	5	0	0	0	0	27	29.5	07:30	07:45	17	2	2	0	0	0	0	21	22	07:30	08:30	55	6	7	1	1	0	0	70	
10	11.5	07:45	08:45	13	2	3	0	0	0	0	18	19.5	07:45	08:00	15	1	3	0	0	0	0	19	20.5	07:45	08:45	52	4	5	1	1	0	0	63	
4	4	08:00	09:00	13	2	0	0	0	1	0	16	15.4	08:00	08:15	11	1	1	0	1	0	0	14	15.5	08:00	09:00	52	5	2	1	1	1	0	62	
3	3	08:15	09:15	11	2	2	0	0	1	0	16	16.4	08:15	08:30	12	2	1	1	0	0	0	16	17.8	08:15	09:15	57	8	4	1	0	1	0	71	
1	1	08:30	09:30	14	1	2	0	0	1	0	18	18.4	08:30	08:45	14	0	0	0	0	0	0	14	14	08:30	09:30	62	6	4	0	1	1	0	74	
8	7.4	08:45	09:45	17	3	4	0	0	1	0	25	26.4	08:45	09:00	15	2	0	0	0	1	0	18	17.4	08:45	09:45	63	8	7	1	1	1	0	81	
4	5	09:00	10:00	17	5	4	0	0	0	0	26	28	09:00	09:15	16	4	3	0	0	0	0	23	24.5	09:00	10:00	68	11	7	1	1	0	0	88	
5	5	09:15	10:15	15	5	2	0	0	0	0	22	23	09:15	09:30	17	0	1	0	1	0	0	19	20.5	09:15	10:15	52	7	4	1	1	0	0	65	
8	9	09:30	10:30	10	5	2	0	0	0	0	17	18	09:30	09:45	15	2	3	1	0	0	0	21	23.8	09:30	10:30	35	7	3	1	0	0	0	46	
9	9	09:45	10:45	6	3	0	0	0	0	0	9	9	09:45	10:00	20	5	0	0	0	0	0	25	25	09:45	10:45	20	5	0	0	0	0	0	25	
8	8	16:00	17:00	11	13	2	0	0	0	0	26	27	16:00	16:15	16	8	0	1	0	0	0	25	26.3	16:00	17:00	117	29	4	3	0	0	0	153	
6	6	16:15	17:15	10	11	2	0	0	0	0	23	24	16:15	16:30	37	12	1	0	0	0	0	50	50.5	16:15	17:15	147	28	4	2	0	0	0	181	
7	8	16:30	17:30	12	11	2	0	0	0	0	25	26	16:30	16:45	29	4	2	0	0	0	0	35	36	16:30	17:30	130	24	3	2	0	0	0	159	
5	5	16:45	17:45	14	10	0	0	0	0	0	24	24	16:45	17:00	35	5	1	2	0	0	0	43	46.1	16:45	17:45	126	23	1	2	0	0	0	152	
5	5	17:00	18:00	16	8	0	0	0	0	0	24	24	17:00	17:15	46	7	0	0	0	0	0	53	53	17:00	18:00	117	18	0	2	0	0	0	137	
8	8	17:15	18:15	19	5	1	0	0	0	0	25	25.5	17:15	17:30	20	8	0	0	0	0	0	28	28	17:15	18:15	92	17	1	2	0	0	0	112	
6	6	17:30	18:30	19	1	1	0	0	0	0	21	21.5	17:30	17:45	25	3	0	0	0	0	0	28	28	17:30	18:30	93	9	1	2	0	0	0	105	
5	5	17:45	18:45	19	1	1	0	1	0	0	22	23.5	17:45	18:00	26	0	0	2	0	0	0	28	30.6	17:45	18:45	90	9	1	2	1	0	0	103	
6	6.5	18:00	19:00	17	3	2	0	2	0	0	24	27	18:00	18:15	21	6	1	0	0	0	0	28	28.5	18:00	19:00	77	12	2	2	2	0	0	95	
4	4	18:15	19:15	12	3	1	0	2	0	0	18	20.5	18:15	18:30	21	0	0	0	0	0	0	21	21	18:15	19:15	56	6	1	2	2	0	0	67	
7	8	18:30	19:30	8	3	1	0	2	0	0	14	16.5	18:30	18:45	22	3	0	0	1	0	0	26	27	18:30	19:30	35	6	1	2	2	0	0	46	
7	8.5	18:45	19:45	3	2	1	0	1	0	0	7	8.5	18:45	19:00	13	3	1	2	1	0	0	20	24.1	18:45	19:45	13	3	1	2	1	0	0	20	
0	146	P/TOT		95	34	14	0	2	1	0	146	154.4	P/TOT		492	79	22	9	4	1	0	607	633.1	P/TOT		492	79	22	9	4	1	0	0	607
0	72	76.4											Period I Total:		181	20	16	2	2	1	0	0	222	234										
0	74	78											Period II Total:		311	59	6	7	2	0	0	0	385	399.1										



2020 SITE: 3  
ay LOCATION: Stoke Road / Ropers Lane  
TOTAL ARMS: A B C

from arm: all  
to arm: B

period I period II  
from: 07:00 16:00  
to: 10:00 19:00

DATE: 19/03/2020 SITE: 3  
DAY: Thursday LOCATION: Stoke Road / Ropers Lane  
TOTAL ARMS:

from arm: C  
to arm: A

PCU.h	from	to	CAR	LGV	OGV1	OGV2	PSV	MCL	PCL	TOT	PCU	
	PCU factor		1	1	1.5	2.3	2	0.4	0.2			
75.5	07:00	07:15	11	5	0	0	0	0	0	16	16	
76.5	07:15	07:30	15	7	0	1	0	0	0	23	24.3	
75.8	07:30	07:45	16	4	3	0	1	0	0	24	26.5	
67.8	07:45	08:00	12	1	0	0	1	0	0	14	15	
64.7	08:00	08:15	15	4	0	2	1	0	0	22	25.6	
73.7	08:15	08:30	12	0	0	0	2	0	0	14	16	
76.4	08:30	08:45	15	2	3	0	0	0	0	20	21.5	
86.2	08:45	09:00	17	6	3	0	1	0	0	27	29.5	
93.8	09:00	09:15	22	2	2	0	0	0	0	26	27	
69.3	09:15	09:30	16	3	3	1	0	0	0	23	25.8	
48.8	09:30	09:45	19	4	3	0	0	0	0	26	27.5	
25	09:45	10:00	17	2	1	0	0	0	0	20	20.5	
158.9	16:00	16:15	26	7	0	0	0	0	0	33	33	
185.6	16:15	16:30	32	6	1	0	0	0	0	39	39.5	
163.1	16:30	16:45	26	8	0	1	0	0	0	35	36.3	
155.1	16:45	17:00	24	9	0	1	0	0	0	34	35.3	
139.6	17:00	17:15	32	3	0	0	0	1	0	36	35.4	
115.1	17:15	17:30	22	2	0	0	0	0	0	24	24	
108.1	17:30	17:45	21	1	0	1	0	0	0	23	24.3	
107.1	17:45	18:00	16	1	0	1	0	0	0	18	19.3	
100.6	18:00	18:15	12	4	0	1	1	0	0	18	20.3	
72.1	18:15	18:30	16	3	1	1	0	0	0	21	22.8	
51.1	18:30	18:45	11	0	1	0	0	0	0	12	12.5	
24.1	18:45	19:00	11	0	0	0	1	0	0	12	13	
633.1	P/TOT		436	84	21	10	8	1	0	0	560	590.9

Period I Total: 187 40 18 4 6 0 0 0 0 0 255 275.2  
Period II Total: 249 44 3 6 2 1 0 0 0 0 305 315.7

from	to	CAR	LGV	OGV1	OGV2	PSV	MCL	PCL	TOT	PCU.h	
	PCU factor	1	1	1.5	2.3	2	0.4	0.2			
07:00	08:00	54	17	3	1	2	0	0	77	81.8	
07:15	08:15	58	16	3	3	3	0	0	83	91.4	
07:30	08:30	55	9	3	2	5	0	0	74	83.1	
07:45	08:45	54	7	3	2	4	0	0	70	78.1	
08:00	09:00	59	12	6	2	4	0	0	83	92.6	
08:15	09:15	66	10	8	0	3	0	0	87	94	
08:30	09:30	70	13	11	1	1	0	0	96	103.8	
08:45	09:45	74	15	11	1	1	0	0	102	109.8	
09:00	10:00	74	11	9	1	0	0	0	95	100.8	
09:15	10:15	52	9	7	1	0	0	0	69	73.8	
09:30	10:30	36	6	4	0	0	0	0	46	48	
09:45	10:45	17	2	1	0	0	0	0	20	20.5	
16:00	17:00	108	30	1	2	0	0	0	141	144.1	
16:15	17:15	114	26	1	2	0	1	0	144	146.5	
16:30	17:30	104	22	0	2	0	1	0	129	131	
16:45	17:45	99	15	0	2	0	1	0	117	119	
17:00	18:00	91	7	0	2	0	1	0	101	103	
17:15	18:15	71	8	0	3	1	0	0	83	87.9	
17:30	18:30	65	9	1	4	1	0	0	80	86.7	
17:45	18:45	55	8	2	3	1	0	0	69	74.9	
18:00	19:00	50	7	2	2	2	0	0	63	68.6	
18:15	19:15	38	3	2	1	1	0	0	45	48.3	
18:30	19:30	22	0	1	0	1	0	0	24	25.5	
18:45	19:45	11	0	0	0	1	0	0	12	13	
P/TOT		436	84	21	10	8	1	0	0	560	590.9

per quarter of an hour												from	
PCU.h	from	to	CAR	LGV	OGV1	OGV2	PSV	MCL	PCL	TOT	PCU	from	
	PCU factor		1	1	1.5	2.3	2	0.4	0.2			PC	
	01:00	INTERVAL	00:15	00:15	00:15	00:15	00:15	00:15	00:15	00:15	00:15	II	
75.5	07:00	07:15	2	2	4	3	0	0	0	11	16.9	07:00	
76.5	07:15	07:30	3	2	4	4	0	1	0	14	20.6	07:15	
75.8	07:30	07:45	4	6	4	7	0	0	0	21	32.1	07:30	
67.8	07:45	08:00	6	6	7	10	0	0	0	29	45.5	07:45	
64.7	08:00	08:15	6	5	2	6	0	0	0	19	27.8	08:00	
73.7	08:15	08:30	1	6	4	5	0	0	0	16	24.5	08:15	
76.4	08:30	08:45	4	4	5	2	0	0	0	15	20.1	08:30	
86.2	08:45	09:00	3	0	2	6	0	0	0	11	19.8	08:45	
93.8	09:00	09:15	4	0	1	5	1	0	0	11	19	09:00	
69.3	09:15	09:30	7	6	4	8	1	0	0	26	39.4	09:15	
48.8	09:30	09:45	3	3	4	7	0	1	0	18	28.5	09:30	
25	09:45	10:00	9	3	0	8	0	0	0	20	30.4	09:45	
158.9	16:00	16:15	46	30	2	2	2	0	0	82	87.6	16:00	
185.6	16:15	16:30	14	11	3	4	1	0	0	33	40.7	16:15	
163.1	16:30	16:45	10	20	5	1	0	0	0	36	39.8	16:30	
155.1	16:45	17:00	32	19	5	3	0	0	0	59	65.4	16:45	
139.6	17:00	17:15	43	18	4	6	0	1	0	72	81.2	17:00	
115.1	17:15	17:30	23	13	3	2	0	0	0	41	45.1	17:15	
108.1	17:30	17:45	24	6	4	3	0	1	0	38	43.3	17:30	
107.1	17:45	18:00	26	6	3	2	0	1	0	38	41.5	17:45	
100.6	18:00	18:15	31	4	1	2	0	1	0	39	41.5	18:00	
72.1	18:15	18:30	8	3	0	1	3	2	0	17	20.1	18:15	
51.1	18:30	18:45	1	3	0	2	0	0	0	6	8.6	18:30	
24.1	18:45	19:00	2	1	0	1	0	0	1	5	5.5	18:45	
633.1	P/TOT		312	177	71	100	8	8	1	0	0	677	844.9

Period I Total: 52 43 41 71 2 2 0 0 0 211 324.6  
Period II Total: 260 134 30 29 6 6 1 0 0 466 520.3



period I period II  
from: 07:00 16:00  
to: 10:00 19:00

DATE: 19/03/2020 SITE: 3  
DAY: Thursday LOCATION: Stoke Road / Ropers Lane  
TOTAL ARMS: A B C

from arm: C  
to arm: B

period I period II  
from: 07:00 16:00  
to: 10:00 19:00

DATE: 19/03/2020 SITE: 3  
DAY: Thursday LOCATION: Stoke Road / I  
TOTAL ARMS: A B

per hour										per quarter of an hour													
to	CAR	LGV	OGV1	OGV2	PSV	MCL	PCL	TOT	PCU.h	from	to	CAR	LGV	OGV1	OGV2	PSV	MCL	PCL	TOT	PCU			
PCU factor	1	1	1.5	2.3	2	0.4	0.2			PCU factor	1	1	1.5	2.3	2	0.4	0.2						
INTERVAL	01:00	01:00	01:00	01:00	01:00	01:00	01:00	01:00	01:00	INTERVAL	00:15	00:15	00:15	00:15	00:15	00:15	00:15	00:15	00:15	00:15	00:15		
08:00	15	16	19	24	0	1	0	75	115.1	07:00	07:15	2	1	0	0	0	0	0	3	3			
08:15	19	19	17	27	0	1	0	83	126	07:15	07:30	3	1	0	0	0	0	0	4	4			
08:30	17	23	17	28	0	0	0	85	129.9	07:30	07:45	3	0	1	0	0	0	0	4	4.5			
08:45	17	21	18	23	0	0	0	79	117.9	07:45	08:00	1	0	0	0	0	0	0	1	1			
09:00	14	15	13	19	0	0	0	61	92.2	08:00	08:15	2	1	0	0	1	0	0	4	5			
09:15	12	10	12	18	1	0	0	53	83.4	08:15	08:30	2	0	0	0	0	0	0	2	2			
09:30	18	10	12	21	2	0	0	63	98.3	08:30	08:45	3	1	1	0	0	0	0	5	5.5			
09:45	17	9	11	26	2	1	0	66	106.7	08:45	09:00	4	1	1	0	0	0	0	6	6.5			
10:00	23	12	9	28	2	1	0	75	117.3	09:00	09:15	3	2	0	0	0	0	0	5	5			
10:15	19	12	8	23	1	1	0	64	98.3	09:15	09:30	4	1	1	0	0	0	0	6	6.5			
10:30	12	6	4	15	0	1	0	38	58.9	09:30	09:45	1	3	0	0	0	0	0	4	4			
10:45	9	3	0	8	0	0	0	20	30.4	09:45	10:00	3	1	0	0	0	0	0	4	4			
17:00	102	80	15	10	3	0	0	210	233.5	16:00	16:15	10	0	0	0	0	0	0	10	10			
17:15	99	68	17	14	1	1	0	200	227.1	16:15	16:30	18	1	0	0	0	0	0	19	19			
17:30	108	70	17	12	0	1	0	208	231.5	16:30	16:45	17	3	0	1	0	0	0	21	22.3			
17:45	122	56	16	14	0	2	0	210	235	16:45	17:00	14	2	0	1	0	0	0	17	18.3			
18:00	116	43	14	13	0	3	0	189	211.1	17:00	17:15	12	1	0	0	0	0	0	13	13			
18:15	104	29	11	9	0	3	0	156	171.4	17:15	17:30	12	1	0	0	0	0	0	13	13			
18:30	89	19	8	8	3	5	0	132	146.4	17:30	17:45	8	1	0	1	0	0	0	10	11.3			
18:45	66	16	4	7	3	4	0	100	111.7	17:45	18:00	7	1	0	0	0	0	0	8	8			
19:00	42	11	1	6	3	3	1	67	75.7	18:00	18:15	4	2	0	0	0	0	0	6	6			
19:15	11	7	0	4	3	2	1	28	34.2	18:15	18:30	7	2	1	0	0	0	0	10	10.5			
19:30	3	4	0	3	0	0	1	11	14.1	18:30	18:45	3	0	0	0	0	0	0	3	3			
19:45	2	1	0	1	0	0	1	5	5.5	18:45	19:00	5	0	0	0	0	0	0	5	5			
P/TOT	312	177	71	100	8	8	1	0	0	677	844.9	P/TOT	148	26	5	3	1	0	0	0	0	183	190.4

Period I Total: 31 12 4 0 1 0 0 0 0 0 48 51  
Period II Total: 117 14 1 3 0 0 0 0 0 0 135 139.4

per hour										per quarter				
from	to	CAR	LGV	OGV1	OGV2	PSV	MCL	PCL	TOT	PCU.h	from	to	CAR	LGV
PCU factor	1	1	1.5	2.3	2	0.4	0.2				PCU factor	1	1	
INTERVAL	01:00	01:00	01:00	01:00	01:00	01:00	01:00	01:00	01:00	01:00	INTERVAL	00:15	00:15	
07:00	08:00	9	2	1	0	0	0	0	12	12.5	07:00	07:15	0	0
07:15	08:15	9	2	1	0	1	0	0	13	14.5	07:15	07:30	0	0
07:30	08:30	8	1	1	0	1	0	0	11	12.5	07:30	07:45	0	0
07:45	08:45	8	2	1	0	1	0	0	12	13.5	07:45	08:00	0	0
08:00	09:00	11	3	2	0	1	0	0	17	19	08:00	08:15	0	0
08:15	09:15	12	4	2	0	0	0	0	18	19	08:15	08:30	0	0
08:30	09:30	14	5	3	0	0	0	0	22	23.5	08:30	08:45	0	0
08:45	09:45	12	7	2	0	0	0	0	21	22	08:45	09:00	0	0
09:00	10:00	11	7	1	0	0	0	0	19	19.5	09:00	09:15	0	0
09:15	10:15	8	5	1	0	0	0	0	14	14.5	09:15	09:30	0	0
09:30	10:30	4	4	0	0	0	0	0	8	8	09:30	09:45	0	0
09:45	10:45	3	1	0	0	0	0	0	4	4	09:45	10:00	0	0
16:00	17:00	59	6	0	2	0	0	0	67	69.6	16:00	16:15	0	0
16:15	17:15	61	7	0	2	0	0	0	70	72.6	16:15	16:30	0	0
16:30	17:30	55	7	0	2	0	0	0	64	66.6	16:30	16:45	0	0
16:45	17:45	46	5	0	2	0	0	0	53	55.6	16:45	17:00	0	0
17:00	18:00	39	4	0	1	0	0	0	44	45.3	17:00	17:15	0	0
17:15	18:15	31	5	0	1	0	0	0	37	38.3	17:15	17:30	0	0
17:30	18:30	26	6	1	1	0	0	0	34	35.8	17:30	17:45	0	0
17:45	18:45	21	5	1	0	0	0	0	27	27.5	17:45	18:00	0	0
18:00	19:00	19	4	1	0	0	0	0	24	24.5	18:00	18:15	0	0
18:15	19:15	15	2	1	0	0	0	0	18	18.5	18:15	18:30	0	0
18:30	19:30	8	0	0	0	0	0	0	8	8	18:30	18:45	0	0
18:45	19:45	5	0	0	0	0	0	0	5	5	18:45	19:00	0	0
P/TOT		148	26	5	3	1	0	0	0	0	P/TOT		0	0

Period I Total: 0 0  
Period II Total: 0 0



Ropers Lane										DATE: 19/03/2020										SITE: 3										LOCATION: Stoke Road / Ropers Lane														
from arm: C					to arm: C					period I					period II					from arm: C					to arm: all					period I					period II									
from: 07:00					to: 10:00					from: 07:00					to: 10:00					from: 07:00					to: 10:00					from: 07:00					to: 10:00									
of an hour					per hour					per quarter of an hour					per hour																													
OGV1	OGV2	PSV	MCL	PCL	TOT	PCU	from	to	CAR	LGV	OGV1	OGV2	PSV	MCL	PCL	TOT	PCU.h	from	to	CAR	LGV	OGV1	OGV2	PSV	MCL	PCL	TOT	PCU	from	to	CAR	LGV	OGV1	OGV2	TOT	PCU								
1.5	2.3	2	0.4	0.2			PCU factor		1	1	1.5	2.3	2	0.4	0.2			PCU factor		1	1	1.5	2.3	2	0.4	0.2			PCU factor		1	1	1.5	2.3										
00:15	00:15	00:15	00:15	00:15	00:15	00:15	INTERVAL	01:00	01:00	01:00	01:00	01:00	01:00	01:00	01:00	01:00	01:00	INTERVAL	00:15	00:15	00:15	00:15	00:15	00:15	00:15	00:15	00:15	00:15	00:15	INTERVAL	01:00	01:00	01:00	01:00	01:00	01:00	01:00							
0	0	0	0	0	0	0	07:00	08:00	0	0	0	0	0	0	0	0	0	07:00	07:15	4	3	4	3	0	0	0	14	19.9	07:00	08:00	24	18	20	24										
0	0	0	0	0	0	0	07:15	08:15	0	0	0	0	0	0	0	0	0	07:15	07:30	6	3	4	4	0	1	0	18	24.6	07:15	08:15	28	21	18	27										
0	0	0	0	0	0	0	07:30	08:30	0	0	0	0	0	0	0	0	0	07:30	07:45	7	6	5	7	0	0	0	25	36.6	07:30	08:30	25	24	18	28										
0	0	0	0	0	0	0	07:45	08:45	0	0	0	0	0	0	0	0	0	07:45	08:00	7	6	7	10	0	0	0	30	46.5	07:45	08:45	25	23	19	23										
0	0	0	0	0	0	0	08:00	09:00	0	0	0	0	0	0	0	0	0	08:00	08:15	8	6	2	6	1	0	0	23	32.8	08:00	09:00	25	18	15	19										
0	0	0	0	0	0	0	08:15	09:15	0	0	0	0	0	0	0	0	0	08:15	08:30	3	6	4	5	0	0	0	18	26.5	08:15	09:15	24	14	14	18										
0	0	0	0	0	0	0	08:30	09:30	0	0	0	0	0	0	0	0	0	08:30	08:45	7	5	6	2	0	0	0	20	25.6	08:30	09:30	32	15	15	21										
0	0	0	0	0	0	0	08:45	09:45	0	0	0	0	0	0	0	0	0	08:45	09:00	7	1	3	6	0	0	0	17	26.3	08:45	09:45	29	16	13	26										
0	0	0	0	0	0	0	09:00	10:00	0	0	0	0	0	0	0	0	0	09:00	09:15	7	2	1	5	1	0	0	16	24	09:00	10:00	34	19	10	28										
0	0	0	0	0	0	0	09:15	10:15	0	0	0	0	0	0	0	0	0	09:15	09:30	11	7	5	8	1	0	0	32	45.9	09:15	10:15	27	17	9	23										
0	0	0	0	0	0	0	09:30	10:30	0	0	0	0	0	0	0	0	0	09:30	09:45	4	6	4	7	0	1	0	22	32.5	09:30	10:30	16	10	4	15										
0	0	0	0	0	0	0	09:45	10:45	0	0	0	0	0	0	0	0	0	09:45	10:00	12	4	0	8	0	0	0	24	34.4	09:45	10:45	12	4	0	8										
0	0	0	0	0	0	0	16:00	17:00	0	0	0	0	0	0	0	0	0	16:00	16:15	56	30	2	2	2	0	0	92	97.6	16:00	17:00	161	86	15	12										
0	0	0	0	0	0	0	16:15	17:15	0	0	0	0	0	0	0	0	0	16:15	16:30	32	12	3	4	1	0	0	52	59.7	16:15	17:15	160	75	17	16										
0	0	0	0	0	0	0	16:30	17:30	0	0	0	0	0	0	0	0	0	16:30	16:45	27	23	5	2	0	0	0	57	62.1	16:30	17:30	163	77	17	14										
0	0	0	0	0	0	0	16:45	17:45	0	0	0	0	0	0	0	0	0	16:45	17:00	46	21	5	4	0	0	0	76	83.7	16:45	17:45	168	61	16	16										
0	0	0	0	0	0	0	17:00	18:00	0	0	0	0	0	0	0	0	0	17:00	17:15	55	19	4	6	0	1	0	85	94.2	17:00	18:00	155	47	14	14										
0	0	0	0	0	0	0	17:15	18:15	0	0	0	0	0	0	0	0	0	17:15	17:30	35	14	3	2	0	0	0	54	58.1	17:15	18:15	135	34	11	10										
0	0	0	0	0	0	0	17:30	18:30	0	0	0	0	0	0	0	0	0	17:30	17:45	32	7	4	4	0	1	0	48	54.6	17:30	18:30	115	25	9	9										
0	0	0	0	0	0	0	17:45	18:45	0	0	0	0	0	0	0	0	0	17:45	18:00	33	7	3	2	0	1	0	46	49.5	17:45	18:45	87	21	5	7										
0	0	0	0	0	0	0	18:00	19:00	0	0	0	0	0	0	0	0	0	18:00	18:15	35	6	1	2	0	1	0	45	47.5	18:00	19:00	61	15	2	6										
0	0	0	0	0	0	0	18:15	19:15	0	0	0	0	0	0	0	0	0	18:15	18:30	15	5	1	1	3	2	0	27	30.6	18:15	19:15	26	9	1	4										
0	0	0	0	0	0	0	18:30	19:30	0	0	0	0	0	0	0	0	0	18:30	18:45	4	3	0	2	0	0	0	9	11.6	18:30	19:30	11	4	0	3										
0	0	0	0	0	0	0	18:45	19:45	0	0	0	0	0	0	0	0	0	18:45	19:00	7	1	0	1	0	0	1	10	10.5	18:45	19:45	7	1	0	1										
0	0	0	0	0	0	0	P/TOT		0	0	0	0	0	0	0	0	0	P/TOT		460	203	76	103	9	8	1	0	0	860	1035	P/TOT		460	203	76	103								
0	0	0	0	0	0	0												Period I Total:		83	55	45	71	3	2	0	0	0	259	375.6														
0	0	0	0	0	0	0												Period II Total:		377	148	31	32	6	6	1	0	0	601	659.7														



DATE: 19/03/2020 SITE: 3  
DAY: Thursday LOCATION: Stoke Road / Ropers Lane  
TOTAL ARMS: A B C

from arm: all  
to arm: C

period I period II  
from: 07:00 16:00  
to: 10:00 19:00

DATE: 19/03/2020 SITE: 3  
DAY: Thursday LOCATION: Stoke Road / Ropers Lane  
TOTAL ARMS: A B C

PSV	MCL	PCL	TOT	PCU.h	from	to	CAR	LGV	OGV1	OGV2	PSV	MCL	PCL	TOT	PCU
PCU factor			PCU factor		PCU factor			PCU factor			PCU factor			PCU factor	
2	0.4	0.2					1	1	1.5	2.3	2	0.4	0.2		
01:00	01:00	01:00	01:00	01:00	INTERVAL	00:15	00:15	00:15	00:15	00:15	00:15	00:15	00:15	00:15	00:15
0	1	0	87	127.6	07:00	07:15	33	7	4	6	0	0	0	50	59.8
1	1	0	96	140.5	07:15	07:30	42	15	0	6	0	0	0	63	70.8
1	0	0	96	142.4	07:30	07:45	27	10	3	10	0	0	0	50	64.5
1	0	0	91	131.4	07:45	08:00	39	11	5	14	0	0	0	69	89.7
1	0	0	78	111.2	08:00	08:15	22	9	4	5	0	0	0	40	48.5
1	0	0	71	102.4	08:15	08:30	15	5	3	8	0	0	0	31	42.9
2	0	0	85	121.8	08:30	08:45	16	5	1	3	0	1	0	26	29.8
2	1	0	87	128.7	08:45	09:00	25	4	0	4	1	2	0	36	41
2	1	0	94	136.8	09:00	09:15	22	3	4	11	2	0	0	42	60.3
1	1	0	78	112.8	09:15	09:30	21	6	2	9	0	0	0	38	50.7
0	1	0	46	66.9	09:30	09:45	18	6	4	5	0	0	0	33	41.5
0	0	0	24	34.4	09:45	10:00	22	6	3	4	1	0	0	36	43.7
3	0	0	277	303.1	16:00	16:15	10	18	8	5	0	0	0	41	51.5
1	1	0	270	299.7	16:15	16:30	8	12	3	4	0	0	0	27	33.7
0	1	0	272	298.1	16:30	16:45	8	10	5	6	0	0	0	29	39.3
0	2	0	263	290.6	16:45	17:00	13	5	4	4	0	0	0	26	33.2
0	3	0	233	256.4	17:00	17:15	6	11	1	3	0	0	0	21	25.4
0	3	0	193	209.7	17:15	17:30	17	13	1	2	0	0	0	33	36.1
3	5	0	166	182.2	17:30	17:45	16	5	0	3	0	0	0	24	27.9
3	4	0	127	139.2	17:45	18:00	12	4	1	4	0	0	0	21	26.7
3	3	1	91	100.2	18:00	18:15	10	2	1	4	0	0	0	17	22.7
3	2	1	46	52.7	18:15	18:30	10	1	0	6	0	0	0	17	24.8
0	0	1	19	22.1	18:30	18:45	10	1	0	5	3	0	0	19	28.5
0	0	1	10	10.5	18:45	19:00	7	2	1	3	1	0	0	14	19.4
9	8	1	860	1035	P/TOT		429	171	58	134	8	3	0	803	1012

Period I Total: 302 87 33 85 4 3 0 0 0 514 643.2  
Period II Total: 127 84 25 49 4 0 0 0 0 289 369.2

from	to	CAR	LGV	OGV1	OGV2	PSV	MCL	PCL	TOT	PCU.h	from	to	CAR	LGV	OGV1	OGV2	PSV	MCL	PCL	TOT	PCU
PCU factor		PCU factor		PCU factor		PCU factor		PCU factor		PCU factor		PCU factor		PCU factor		PCU factor		PCU factor		PCU factor	
07:00	08:00	1	1	1.5	2.3	2	0.4	0.2			07:00	07:15	1	1	1.5	2.3	2	0.4	0.2		
01:00	01:00	01:00	01:00	01:00	01:00	01:00	01:00	01:00	01:00	01:00	INTERVAL	00:15	00:15	00:15	00:15	00:15	00:15	00:15	00:15	00:15	00:15
07:00	08:00	141	43	12	36	0	0	0	232	284.8	07:00	07:15	56	14	8	9	0	0	0	87	127.6
07:15	08:15	130	45	12	35	0	0	0	222	273.5	07:15	07:30	70	25	5	11	0	1	0	96	140.5
07:30	08:30	103	35	15	37	0	0	0	190	245.6	07:30	07:45	58	20	10	17	1	0	0	96	142.4
07:45	08:45	92	30	13	30	0	1	0	166	210.9	07:45	08:00	66	18	12	24	1	0	0	91	131.4
08:00	09:00	78	23	8	20	1	3	0	133	162.2	08:00	08:15	50	19	7	13	2	0	0	78	111.2
08:15	09:15	78	17	8	26	3	3	0	135	174	08:15	08:30	38	12	8	14	2	0	0	71	102.4
08:30	09:30	84	18	7	27	3	3	0	142	181.8	08:30	08:45	48	11	9	5	0	1	0	85	121.8
08:45	09:45	86	19	10	29	3	2	0	149	193.5	08:45	09:00	54	11	5	10	2	2	0	87	128.7
09:00	10:00	83	21	13	29	3	0	0	149	196.2	09:00	09:15	62	9	8	16	3	0	0	94	136.8
09:15	10:15	61	18	9	18	1	0	0	107	135.9	09:15	09:30	56	15	10	18	2	0	0	78	112.8
09:30	10:30	40	12	7	9	1	0	0	69	85.2	09:30	09:45	51	13	12	13	0	1	0	46	66.9
09:45	10:45	22	6	3	4	1	0	0	36	43.7	09:45	10:00	62	13	4	12	1	0	0	24	34.4
16:00	17:00	39	45	20	19	0	0	0	123	157.7	16:00	16:15	95	58	10	8	2	0	0	277	303.1
16:15	17:15	35	38	13	17	0	0	0	103	131.6	16:15	16:30	89	37	8	8	1	0	0	270	299.7
16:30	17:30	44	39	11	15	0	0	0	109	134	16:30	16:45	70	40	10	8	0	0	0	272	298.1
16:45	17:45	52	34	6	12	0	0	0	104	122.6	16:45	17:00	101	36	10	10	0	0	0	263	290.6
17:00	18:00	51	33	3	12	0	0	0	99	116.1	17:00	17:15	125	36	5	9	0	2	0	233	256.4
17:15	18:15	55	24	3	13	0	0	0	95	113.4	17:15	17:30	78	32	4	4	0	0	0	193	209.7
17:30	18:30	48	12	2	17	0	0	0	79	102.1	17:30	17:45	81	14	4	7	0	1	0	166	182.2
17:45	18:45	42	8	2	19	3	0	0	74	102.7	17:45	18:00	75	11	4	9	0	1	0	127	139.2
18:00	19:00	37	6	2	18	4	0	0	67	95.4	18:00	18:15	69	16	2	7	1	1	0	91	100.2
18:15	19:15	27	4	1	14	4	0	0	50	72.7	18:15	18:30	51	7	1	8	3	2	0	46	52.7
18:30	19:30	17	3	1	8	4	0	0	33	47.9	18:30	18:45	39	6	1	7	3	0	0	19	22.1
18:45	19:45	7	2	1	3	1	0	0	14	19.4	18:45	19:00	30	4	1	6	2	0	1	10	10.5
429	171	58	134	8	3	0	0	0	803	1012	P/TOT		1574	477	158	253	26	12	1	860	1035

Period I Total: 671 180 98 162 14 5 0  
Period II Total: 903 297 60 91 12 7 1

from arm: **all** to arm: **all** from: 07:00 16:00 to: 10:00 19:00 DATE: 19/03/2020 DAY: Thursday

TOT	PCU	from	to	CAR	LGV	OGV1	OGV2	PSV	MCL	PCL	TOT	PCU.h			
				1	1	1.5	2.3	2	0.4	0.2					
		PCU factor													
		INTERVAL													
87	102.7	AM	07:00 08:00	250	77	35	61	2	1	0	426	524.2			
112	128.2	AM	07:15 08:15	244	82	34	65	4	1	0	430	534.9			
106	134.1	AM	07:30 08:30	212	69	37	68	6	0	0	392	504.9			
121	159.2	AM	07:45 08:45	202	60	36	56	5	1	0	360	455.2			
91	113.4	AM	08:00 09:00	190	53	29	42	6	3	0	323	396.3			
74	98.2	AM	08:15 09:15	202	43	30	45	7	3	0	330	408.7			
74	84.4	AM	08:30 09:30	220	46	32	49	7	3	0	357	441.9			
84	100.3	AM	08:45 09:45	223	48	35	57	7	3	0	373	469.8			
98	125.8	AM	09:00 10:00	231	50	34	59	6	1	0	381	480.1			
101	131.4	AM	09:15 10:15	169	41	26	43	3	1	0	283	354.3			
90	112.3	AM	09:30 10:30	113	26	16	25	1	1	0	182	222.9			
92	110.6	AM	09:45 10:45	62	13	4	12	1	0	0	92	110.6			
173	190.4	PM	16:00 17:00	355	171	38	34	3	0	0	601	667.2			
143	158.4	PM	16:15 17:15	385	149	33	35	1	2	0	605	666.8			
128	143.4	PM	16:30 17:30	374	144	29	31	0	2	0	580	633.6			
157	175	PM	16:45 17:45	385	118	23	30	0	3	0	559	607.7			
177	190	PM	17:00 18:00	359	93	17	29	0	4	0	502	545.8			
118	125.2	PM	17:15 18:15	303	73	14	27	1	3	0	421	462.3			
107	117.5	PM	17:30 18:30	276	48	11	31	4	5	0	375	421.8			
100	113.1	PM	17:45 18:45	234	40	8	31	7	4	0	324	372.9			
96	106.5	PM	18:00 19:00	189	33	5	28	9	3	1	268	313.3			
72	84.7	PM	18:15 19:15	120	17	3	21	8	2	1	172	206.8			
56	68.6	PM	18:30 19:30	69	10	2	13	5	0	1	100	122.1			
44	53.5	PM	18:45 19:45	30	4	1	6	2	0	1	44	53.5			
0	0	2501	2927	P/TOT	1574	477	158	253	26	12	1	0	0	2501	2927

from:	to:	AM Peak PCU	MID Peak PCU	PM Peak PCU	TOT Peak PCU
07:15 08:15	AM Peak Hour	AM 07:00 10:00	AM Peak PCU	534.9	
N/A N/A	MID Peak Hour	MID 10:00 16:00	MID Peak PCU	0	
16:00 17:00	PM Peak Hour	PM 16:00 19:00	PM Peak PCU	667.2	
16:00 17:00	TOT Peak Hour		TOT Peak PCU	667.2	



SITE: 4  
 LOCATION: Ropers Lane / A228 Peninsula Way  
 TOTAL ARMS: A B C D

from arm: **A**  
 to arm: **A**

period I period II  
 from: 07:00 16:00  
 to: 10:00 19:00

DATE: 19/03/2020  
 DAY: Thursday

per quarter of an hour

from	to	CAR	LGV	OGV1	OGV2	PSV	MCL	PCL	TOT	PCU
PCU factor		1	1	1.5	2.3	2	0.4	0.2		
INTERVAL		00:15	00:15	00:15	00:15	00:15	00:15	00:15	00:15	00:15
07:00	07:15	0	0	0	0	0	0	0	0	0
07:15	07:30	0	0	0	0	0	0	0	0	0
07:30	07:45	0	1	0	0	0	0	0	1	1
07:45	08:00	0	0	0	0	0	0	0	0	0
08:00	08:15	0	0	0	0	0	0	0	0	0
08:15	08:30	0	0	0	0	0	0	0	0	0
08:30	08:45	0	0	0	0	0	0	0	0	0
08:45	09:00	0	0	0	0	0	0	0	0	0
09:00	09:15	0	1	0	0	0	0	0	1	1
09:15	09:30	0	0	0	0	0	0	0	0	0
09:30	09:45	0	0	0	0	0	0	0	0	0
09:45	10:00	0	0	0	0	0	0	0	0	0
16:00	16:15	0	0	0	0	0	0	0	0	0
16:15	16:30	0	0	0	0	0	0	0	0	0
16:30	16:45	0	0	0	0	0	0	0	0	0
16:45	17:00	0	0	0	0	0	0	0	0	0
17:00	17:15	0	0	0	0	0	0	0	0	0
17:15	17:30	0	0	0	0	0	0	0	0	0
17:30	17:45	0	0	0	0	0	0	0	0	0
17:45	18:00	0	0	0	0	0	0	0	0	0
18:00	18:15	0	0	0	0	0	0	0	0	0
18:15	18:30	0	0	0	0	0	0	0	0	0
18:30	18:45	0	0	0	0	0	0	0	0	0
18:45	19:00	0	0	0	0	0	0	0	0	0
P/TOT		0	2	0	0	0	0	0	0	2
Period I Total:		0	2	0	0	0	0	0	0	2
Period II Total:		0	0	0	0	0	0	0	0	0

per hour

from	to	CAR	LGV	OGV1	OGV2	PSV	MCL	PCL	TOT	PCU.h
PCU factor		1	1	1.5	2.3	2	0.4	0.2		
INTERVAL		01:00	01:00	01:00	01:00	01:00	01:00	01:00	01:00	01:00
07:00	08:00	0	1	0	0	0	0	0	1	1
07:15	08:15	0	1	0	0	0	0	0	1	1
07:30	08:30	0	1	0	0	0	0	0	1	1
07:45	08:45	0	0	0	0	0	0	0	0	0
08:00	09:00	0	0	0	0	0	0	0	0	0
08:15	09:15	0	1	0	0	0	0	0	1	1
08:30	09:30	0	1	0	0	0	0	0	1	1
08:45	09:45	0	1	0	0	0	0	0	1	1
09:00	10:00	0	1	0	0	0	0	0	1	1
09:15	10:15	0	0	0	0	0	0	0	0	0
09:30	10:30	0	0	0	0	0	0	0	0	0
09:45	10:45	0	0	0	0	0	0	0	0	0
16:00	17:00	0	0	0	0	0	0	0	0	0
16:15	17:15	0	0	0	0	0	0	0	0	0
16:30	17:30	0	0	0	0	0	0	0	0	0
16:45	17:45	0	0	0	0	0	0	0	0	0
17:00	18:00	0	0	0	0	0	0	0	0	0
17:15	18:15	0	0	0	0	0	0	0	0	0
17:30	18:30	0	0	0	0	0	0	0	0	0
17:45	18:45	0	0	0	0	0	0	0	0	0
18:00	19:00	0	0	0	0	0	0	0	0	0
18:15	19:15	0	0	0	0	0	0	0	0	0
18:30	19:30	0	0	0	0	0	0	0	0	0
18:45	19:45	0	0	0	0	0	0	0	0	0
P/TOT		0	2	0	0	0	0	0	0	2



11023 / HOO, MEDWAY  
March 2020  
Classified Turning Count



SITE: 4  
LOCATION: Ropers Lane / A228 Peninsula Way  
TOTAL ARMS: A B C D  
from arm: A  
to arm: B

DATE: 19/03/2020  
DAY: Thursday

from: 07:00 16:00  
to: 10:00 19:00

period I period II

per quarter of an hour

from	to	CAR	LGV	OGV1	OGV2	PSV	MCL	PCL	TOT	PCU
07:00	07:15	0	0	0	0	0	0	0	0	0
07:15	07:30	0	0	0	0	0	0	0	0	0
07:30	07:45	0	0	0	0	0	0	0	0	0
07:45	08:00	0	0	0	0	0	0	0	0	0
08:00	08:15	0	0	0	0	0	0	0	0	0
08:15	08:30	0	0	0	0	0	0	0	0	0
08:30	08:45	0	0	0	0	0	0	0	0	0
08:45	09:00	0	0	0	0	0	0	0	0	0
09:00	09:15	0	0	0	0	0	0	0	0	0
09:15	09:30	0	0	0	0	0	0	0	0	0
09:30	09:45	0	0	0	0	0	0	0	0	0
09:45	10:00	0	0	0	0	0	0	0	0	0
16:00	16:15	0	0	0	0	0	0	0	0	0
16:15	16:30	0	0	0	0	0	0	0	0	0
16:30	16:45	0	0	0	0	0	0	0	0	0
16:45	17:00	0	0	0	0	0	0	0	0	0
17:00	17:15	0	0	0	0	0	0	0	0	0
17:15	17:30	0	0	0	0	0	0	0	0	0
17:30	17:45	0	0	0	0	0	0	0	0	0
17:45	18:00	0	0	0	0	0	0	0	0	0
18:00	18:15	0	0	0	0	0	0	0	0	0
18:15	18:30	0	0	0	0	0	0	0	0	0
18:30	18:45	0	0	0	0	0	0	0	0	0
18:45	19:00	0	0	0	0	0	0	0	0	0
P/TOT		0	0	0	0	0	0	0	0	0
Period I Total:		0	0	0	0	0	0	0	0	0
Period II Total:		0	0	0	0	0	0	0	0	0

per hour

from	to	CAR	LGV	OGV1	OGV2	PSV	MCL	PCL	TOT	PCU.h
07:00	08:00	0	0	0	0	0	0	0	0	0
07:15	08:15	0	0	0	0	0	0	0	0	0
07:30	08:30	0	0	0	0	0	0	0	0	0
07:45	08:45	0	0	0	0	0	0	0	0	0
08:00	09:00	0	0	0	0	0	0	0	0	0
08:15	09:15	0	0	0	0	0	0	0	0	0
08:30	09:30	0	0	0	0	0	0	0	0	0
08:45	09:45	0	0	0	0	0	0	0	0	0
09:00	10:00	0	0	0	0	0	0	0	0	0
09:15	10:15	0	0	0	0	0	0	0	0	0
09:30	10:30	0	0	0	0	0	0	0	0	0
09:45	10:45	0	0	0	0	0	0	0	0	0
16:00	17:00	0	0	0	0	0	0	0	0	0
16:15	17:15	0	0	0	0	0	0	0	0	0
16:30	17:30	0	0	0	0	0	0	0	0	0
16:45	17:45	0	0	0	0	0	0	0	0	0
17:00	18:00	0	0	0	0	0	0	0	0	0
17:15	18:15	0	0	0	0	0	0	0	0	0
17:30	18:30	0	0	0	0	0	0	0	0	0
17:45	18:45	0	0	0	0	0	0	0	0	0
18:00	19:00	0	0	0	0	0	0	0	0	0
18:15	19:15	0	0	0	0	0	0	0	0	0
18:30	19:30	0	0	0	0	0	0	0	0	0
18:45	19:45	0	0	0	0	0	0	0	0	0
P/TOT		0	0	0	0	0	0	0	0	0

per quarter of an hour

from	to	CAR	LGV	OGV1	OGV2	PSV	MCL	PCL	TOT	PCU
07:00	07:15	70	12	1	2	5	0	0	90	98.1
07:15	07:30	89	19	5	7	2	1	0	123	136
07:30	07:45	95	25	1	2	1	1	0	125	128.5
07:45	08:00	91	12	4	7	2	0	0	116	129.1
08:00	08:15	100	13	2	5	3	1	0	124	133.9
08:15	08:30	95	8	8	7	3	0	0	121	137.1
08:30	08:45	88	19	9	7	0	0	0	123	136.6
08:45	09:00	66	11	4	9	1	0	0	91	105.7
09:00	09:15	63	7	5	4	0	0	0	79	86.7
09:15	09:30	63	12	4	8	1	0	0	88	101.4
09:30	09:45	44	11	2	10	2	0	0	69	85
09:45	10:00	50	15	4	10	0	1	0	80	94.4
16:00	16:15	81	27	2	2	2	0	0	114	119.6
16:15	16:30	67	17	3	0	1	0	0	88	90.5
16:30	16:45	77	23	3	0	2	1	0	106	108.9
16:45	17:00	72	19	4	4	1	0	1	101	108.4
17:00	17:15	69	8	4	0	0	1	0	82	83.4
17:15	17:30	61	17	1	0	0	1	0	80	79.9
17:30	17:45	52	13	0	1	1	0	1	68	69.5
17:45	18:00	53	8	1	1	0	2	0	65	65.6
18:00	18:15	43	6	0	2	1	1	0	53	56
18:15	18:30	57	8	3	1	0	0	0	69	71.8
18:30	18:45	34	8	1	1	1	1	0	46	48.2
18:45	19:00	39	8	0	4	1	1	0	53	58.6
P/TOT		1619	326	71	94	30	12	2	2154	2333
Period I Total:		914	164	49	78	20	4	0	1229	1373
Period II Total:		705	162	22	16	10	8	2	925	960.4



period I period II

07:00 16:00  
10:00 19:00

DATE: 19/03/2020  
DAY: Thursday

SITE: 4

LOCATION: Ropers Lane / A228 Peninsula Way

TOTAL ARMS: A B C D

from arm: A  
to arm: D

period I period II

from: 07:00 16:00  
to: 10:00 19:00

DATE: 19/03/2020  
DAY: Thursday

SITE: 4

LOCATION: Ropers Lane / A228 P

TOTAL ARMS: A B C

per hour

CAR	LGV	OGV1	OGV2	PSV	MCL	PCL	TOT	PCU.h
1	1	1.5	2.3	2	0.4	0.2		
01:00	01:00	01:00	01:00	01:00	01:00	01:00	01:00	01:00
345	68	11	18	10	2	0	454	491.7
375	69	12	21	8	3	0	488	527.5
381	58	15	21	9	2	0	486	528.6
374	52	23	26	8	1	0	484	536.7
349	51	23	28	7	1	0	459	513.3
312	45	26	27	4	0	0	414	466.1
280	49	22	28	2	0	0	381	430.4
236	41	15	31	4	0	0	327	378.8
220	45	15	32	3	1	0	316	367.5
157	38	10	28	3	1	0	237	280.8
94	26	6	20	2	1	0	149	179.4
50	15	4	10	0	1	0	80	94.4
297	86	12	6	6	1	1	409	427.4
285	67	14	4	4	2	1	377	391.2
279	67	12	4	3	3	1	369	380.6
254	57	9	5	2	2	2	331	341.2
235	46	6	2	1	4	1	295	298.4
209	44	2	4	2	4	1	266	271
205	35	4	5	2	3	1	255	262.9
187	30	5	5	2	4	0	233	241.6
173	30	4	8	3	3	0	221	234.6
130	24	4	6	2	2	0	168	178.6
73	16	1	5	2	2	0	99	106.8
39	8	0	4	1	1	0	53	58.6
1619	326	71	94	30	12	2	2154	2333

Period I Total: 105 17 5 0 5 0 0 0 0 132 139.5  
Period II Total: 78 7 1 1 0 1 0 0 0 88 89.2

per quarter of an hour

CAR	LGV	OGV1	OGV2	PSV	MCL	PCL	TOT	PCU
1	1	1.5	2.3	2	0.4	0.2		
00:15	00:15	00:15	00:15	00:15	00:15	00:15	00:15	00:15
4	3	0	0	0	0	0	7	7
2	2	0	0	0	0	0	4	4
7	0	0	0	1	0	0	8	9
11	2	0	0	1	0	0	14	15
12	2	1	0	0	0	0	15	15.5
8	0	0	0	2	0	0	10	12
8	1	2	0	0	0	0	11	12
12	3	1	0	1	0	0	17	18.5
14	1	1	0	0	0	0	16	16.5
5	2	0	0	0	0	0	7	7
9	1	0	0	0	0	0	10	10
13	0	0	0	0	0	0	13	13
10	1	0	0	0	0	0	11	11
9	0	1	0	0	0	0	10	10.5
4	0	0	0	0	0	0	4	4
6	1	0	1	0	0	0	8	9.3
10	2	0	0	0	1	0	13	12.4
6	1	0	0	0	0	0	7	7
5	1	0	0	0	0	0	6	6
3	0	0	0	0	0	0	3	3
6	0	0	0	0	0	0	6	6
6	1	0	0	0	0	0	7	7
9	0	0	0	0	0	0	9	9
4	0	0	0	0	0	0	4	4
183	24	6	1	5	1	0	220	228.7

per hour

CAR	LGV	OGV1	OGV2	PSV	MCL	PCL	TOT	PCU.h
1	1	1.5	2.3	2	0.4	0.2		
01:00	01:00	01:00	01:00	01:00	01:00	01:00	01:00	01:00
24	7	0	0	2	0	0	33	35
32	6	1	0	2	0	0	41	43.5
38	4	1	0	4	0	0	47	51.5
39	5	3	0	3	0	0	50	54.5
40	6	4	0	3	0	0	53	58
42	5	4	0	3	0	0	54	59
39	7	4	0	1	0	0	51	54
40	7	2	0	1	0	0	50	52
41	4	1	0	0	0	0	46	46.5
27	3	0	0	0	0	0	30	30
22	1	0	0	0	0	0	23	23
13	0	0	0	0	0	0	13	13
29	2	1	1	0	0	0	33	34.8
29	3	1	1	0	1	0	35	36.2
26	4	0	1	0	1	0	32	32.7
27	5	0	1	0	1	0	34	34.7
24	4	0	0	0	1	0	29	28.4
20	2	0	0	0	0	0	22	22
20	2	0	0	0	0	0	22	22
24	1	0	0	0	0	0	25	25
25	1	0	0	0	0	0	26	26
19	1	0	0	0	0	0	20	20
13	0	0	0	0	0	0	13	13
4	0	0	0	0	0	0	4	4
183	24	6	1	5	1	0	220	228.7

per quarter of an hour

CAR	LGV	OGV1	TOT	PCU
1	1	1.5		
00:15	00:15	00:15	00:15	00:15
74	15	1	91	21
102	26	1	102	26
102	14	4	102	14
112	15	3	112	15
103	8	8	103	8
96	20	11	96	20
78	14	5	78	14
77	9	6	77	9
68	14	4	68	14
53	12	2	53	12
63	15	4	63	15
91	28	2	91	28
76	17	4	76	17
81	23	3	81	23
78	20	4	78	20
79	10	4	79	10
67	18	1	67	18
57	14	0	57	14
56	8	1	56	8
49	6	0	49	6
63	9	3	63	9
43	8	1	43	8
43	8	0	43	8
1802	352	77	1802	352

Period I Total: 1019 183 54  
Period II Total: 783 169 23





										period I		period II												period I		period II													
eninsula Way										from arm: <b>A</b>	from: 07:00	16:00	DATE: 19/03/2020	SITE: 4	from arm: <b>all</b>	from: 07:00	16:00											to: 10:00	19:00										
D										to arm: <b>all</b>	to: 10:00	19:00	DAY: Thursday	LOCATION: Ropers Lane / A228 Peninsula Way	to arm: <b>A</b>	to: 10:00	19:00																						
hour										per hour																													
OGV2	PSV	MCL	PCL	TOT	PCU	from	to	CAR	LGV	OGV1	OGV2	PSV	MCL	PCL	TOT	PCU.h	from	to	CAR	LGV	OGV1	OGV2	PSV	MCL	PCL	TOT	PCU	from	to	CAR	LGV	OGV1	OGV2	PSV	MCL	PCL	TOT	PCU	
2.3	2	0.4	0.2			PCU factor		1	1	1.5	2.3	2	0.4	0.2			PCU factor		1	1	1.5	2.3	2	0.4	0.2														
00:15	00:15	00:15	00:15	00:15	00:15	INTERVAL	01:00	01:00	01:00	01:00	01:00	01:00	01:00	01:00	01:00	01:00	INTERVAL	00:15	00:15	00:15	00:15	00:15	00:15	00:15	00:15	00:15	00:15	00:15	00:15	00:15	00:15	00:15	00:15	00:15	00:15	00:15	00:15		
2	5	0	0	97	105.1	07:00	08:00	369	76	11	18	12	2	0	488	527.7	07:00	07:15	60	18	3	3	2	0	0	86	93.4	07:00	08:00	251	89	23	22	7					
7	2	1	0	127	140	07:15	08:15	407	76	13	21	10	3	0	530	572	07:15	07:30	58	24	5	6	0	1	0	94	103.7	07:15	08:15	241	90	26	27	6					
2	2	1	0	134	138.5	07:30	08:30	419	63	16	21	13	2	0	534	581.1	07:30	07:45	67	23	4	8	3	1	0	106	120.8	07:30	08:30	226	75	26	28	10					
7	3	0	0	130	144.1	07:45	08:45	413	57	26	26	11	1	0	534	591.2	07:45	08:00	66	24	11	5	2	0	0	108	122	07:45	08:45	222	59	26	29	8					
5	3	1	0	139	149.4	08:00	09:00	389	57	27	28	10	1	0	512	571.3	08:00	08:15	50	19	6	8	1	0	0	84	98.4	08:00	09:00	194	46	19	29	7					
7	5	0	0	131	149.1	08:15	09:15	354	51	30	27	7	0	0	469	526.1	08:15	08:30	43	9	5	7	4	0	0	68	83.6	08:15	09:15	178	45	16	30	7					
7	0	0	0	134	148.6	08:30	09:30	319	57	26	28	3	0	0	433	485.4	08:30	08:45	63	7	4	9	1	0	0	84	98.7	08:30	09:30	182	48	13	28	3					
9	2	0	0	108	124.2	08:45	09:45	276	49	17	31	5	0	0	378	431.8	08:45	09:00	38	11	4	5	1	0	0	59	68.5	08:45	09:45	178	55	15	21	5					
4	0	0	0	96	104.2	09:00	10:00	261	50	16	32	3	1	0	363	415	09:00	09:15	34	18	3	9	1	0	0	65	79.2	09:00	10:00	195	51	16	19	6					
8	1	0	0	95	108.4	09:15	10:15	184	41	10	28	3	1	0	267	310.8	09:15	09:30	47	12	2	5	0	0	0	66	73.5	09:15	10:15	161	33	13	10	5					
10	2	0	0	79	95	09:30	10:30	116	27	6	20	2	1	0	172	202.4	09:30	09:45	59	14	6	2	3	0	1	85	92.8	09:30	10:30	114	21	11	5	5					
10	0	1	0	93	107.4	09:45	10:45	63	15	4	10	0	1	0	93	107.4	09:45	10:00	55	7	5	3	2	1	0	73	80.8	09:45	10:45	55	7	5	3	2					
2	2	0	0	125	130.6	16:00	17:00	326	88	13	7	6	1	1	442	462.2	16:00	16:15	70	24	2	5	5	2	0	108	119.3	16:00	17:00	359	88	8	14	9					
0	1	0	0	98	101	16:15	17:15	314	70	15	5	4	3	1	412	427.4	16:15	16:30	87	24	3	1	1	0	0	116	119.8	16:15	17:15	397	88	10	12	4					
0	2	1	0	110	112.9	16:30	17:30	305	71	12	5	3	4	1	401	413.3	16:30	16:45	97	20	2	6	1	0	0	126	135.8	16:30	17:30	423	82	10	15	3					
5	1	0	1	109	117.7	16:45	17:45	281	62	9	6	2	3	2	365	375.9	16:45	17:00	105	20	1	2	2	0	0	130	135.1	16:45	17:45	434	79	9	14	3					
0	0	2	0	95	95.8	17:00	18:00	259	50	6	2	1	5	1	324	326.8	17:00	17:15	108	24	4	3	0	0	1	140	145.1	17:00	18:00	415	68	12	15	3					
0	0	1	0	87	86.9	17:15	18:15	229	46	2	4	2	4	1	288	293	17:15	17:30	113	18	3	4	0	1	0	139	145.1	17:15	18:15	381	54	10	16	4					
1	1	0	1	74	75.5	17:30	18:30	225	37	4	5	2	3	1	277	284.9	17:30	17:45	108	17	1	5	1	0	0	132	140	17:30	18:30	340	45	8	15	6					
1	0	2	0	68	68.6	17:45	18:45	211	31	5	5	2	4	0	258	266.6	17:45	18:00	86	9	4	3	2	1	0	105	112.3	17:45	18:45	292	35	10	12	6					
2	1	1	0	59	62	18:00	19:00	198	31	4	8	3	3	0	247	260.6	18:00	18:15	74	10	2	4	1	2	0	93	99	18:00	19:00	255	36	8	11	4					
1	0	0	0	76	78.8	18:15	19:15	149	25	4	6	2	2	0	188	198.6	18:15	18:30	72	9	1	3	2	1	0	88	93.8	18:15	19:15	181	26	6	7	3					
1	1	1	0	55	57.2	18:30	19:30	86	16	1	5	2	2	0	112	119.8	18:30	18:45	60	7	3	2	1	2	0	75	78.9	18:30	19:30	109	17	5	4	1					
4	1	1	0	57	62.6	18:45	19:45	43	8	0	4	1	1	0	57	62.6	18:45	19:00	49	10	2	2	0	1	0	64	67	18:45	19:45	49	10	2	2	0					
95	35	13	2	0	0	2376	2564	P/TOT	1802	352	77	95	35	13	2	0	0	2376	2564	P/TOT	1669	378	86	110	36	13	2	0	0	2294	2507	P/TOT	1669	378	86	110	36		
78	25	4	0	0	0	1363	1514																																
17	10	9	2	0	0	1013	1050																																
										Period I Total:	640	186	58	70	20	3	1	0	0	978	1115																		
										Period II Total:	1029	192	28	40	16	10	1	0	0	1316	1391																		



DATE: 19/03/2020  
DAY: Thursday

SITE: 4  
LOCATION: Ropers Lane / A228 Peninsula Way  
TOTAL ARMS:

from arm: **B**  
to arm: **A**

period I period II  
from: 07:00 16:00  
to: 10:00 19:00

DATE: 19/03/2020  
DAY: Thursday

SITE: 4  
LOCATION: Ropers Lane / A228 Peninsula Way  
TOTAL ARMS: A B C D

MCL		PCL	TOT	PCU.h	from	to	per quarter of an hour					TOT	PCU		
0.4	0.2						CAR	LGV	OGV1	OGV2	PSV	MCL	PCL		
PCU factor		PCU factor		PCU factor		PCU factor		PCU factor		PCU factor		PCU factor		PCU factor	
01:00		01:00		01:00		01:00		01:00		01:00		01:00		01:00	
INTERVAL		INTERVAL		INTERVAL		INTERVAL		INTERVAL		INTERVAL		INTERVAL		INTERVAL	
2	0	394	439.9	07:00	07:15	0	0	0	0	0	0	0	0	0	0
2	0	392	444.9	07:15	07:30	0	0	0	0	0	0	0	0	0	0
1	0	366	424.8	07:30	07:45	0	0	0	0	0	0	0	0	0	0
0	0	344	402.7	07:45	08:00	0	0	0	0	0	0	0	0	0	0
0	0	295	349.2	08:00	08:15	0	0	0	0	0	0	0	0	0	0
0	0	276	330	08:15	08:30	0	0	0	0	0	0	0	0	0	0
0	0	274	319.9	08:30	08:45	0	0	0	0	0	0	0	0	0	0
0	1	275	314	08:45	09:00	0	0	0	0	0	0	0	0	0	0
1	1	289	326.3	09:00	09:15	0	0	0	0	0	0	0	0	0	0
1	1	224	247.1	09:15	09:30	0	0	0	0	0	0	0	0	0	0
1	1	158	173.6	09:30	09:45	1	0	0	0	0	0	0	0	0	0
1	0	73	80.8	09:45	10:00	0	0	0	0	0	0	0	0	0	0
2	0	480	510	16:00	16:15	0	0	0	0	0	0	0	0	0	0
0	1	512	535.8	16:15	16:30	0	0	0	0	0	0	0	0	0	0
1	1	535	561.1	16:30	16:45	0	0	0	0	0	0	0	0	0	0
1	1	541	565.3	16:45	17:00	0	0	0	0	0	0	0	0	0	0
2	1	516	542.5	17:00	17:15	0	0	0	0	0	0	0	0	0	0
4	0	469	496.4	17:15	17:30	0	0	0	0	0	0	0	0	0	0
4	0	418	445.1	17:30	17:45	0	0	0	0	0	0	0	0	0	0
6	0	361	384	17:45	18:00	0	0	0	0	0	0	0	0	0	0
6	0	320	338.7	18:00	18:15	0	0	0	0	0	0	0	0	0	0
4	0	227	239.7	18:15	18:30	0	0	0	0	0	0	0	0	0	0
3	0	139	145.9	18:30	18:45	0	0	0	0	0	0	0	0	0	0
1	0	64	67	18:45	19:00	0	0	0	0	0	0	0	0	0	0
13	2	0	0	2294	2507	P/TOT	1	0	0	0	0	0	0	0	1

Period I Total: 1 0 0 0 0 0 0 0 0 0 0 0 1 1  
Period II Total: 0 0 0 0 0 0 0 0 0 0 0 0 0 0

MCL		PCL	TOT	PCU.h	from	to	per hour					TOT	PCU		
0.4	0.2						CAR	LGV	OGV1	OGV2	PSV	MCL	PCL		
PCU factor		PCU factor		PCU factor		PCU factor		PCU factor		PCU factor		PCU factor		PCU factor	
01:00		01:00		01:00		01:00		01:00		01:00		01:00		01:00	
INTERVAL		INTERVAL		INTERVAL		INTERVAL		INTERVAL		INTERVAL		INTERVAL		INTERVAL	
0	0	0	0	07:00	08:00	0	0	0	0	0	0	0	0	0	0
0	0	0	0	07:15	08:15	0	0	0	0	0	0	0	0	0	0
0	0	0	0	07:30	08:30	0	0	0	0	0	0	0	0	0	0
0	0	0	0	07:45	08:45	0	0	0	0	0	0	0	0	0	0
0	0	0	0	08:00	09:00	0	0	0	0	0	0	0	0	0	0
0	0	0	0	08:15	09:15	0	0	0	0	0	0	0	0	0	0
0	0	0	0	08:30	09:30	0	0	0	0	0	0	0	0	0	0
1	1	1	1	08:45	09:45	1	0	0	0	0	0	0	0	0	0
1	1	1	1	09:00	10:00	1	0	0	0	0	0	0	0	0	0
1	1	1	1	09:15	10:15	1	0	0	0	0	0	0	0	0	0
1	1	1	1	09:30	10:30	1	0	0	0	0	0	0	0	0	0
0	0	0	0	09:45	10:45	0	0	0	0	0	0	0	0	0	0
0	0	0	0	16:00	17:00	0	0	0	0	0	0	0	0	0	0
0	0	0	0	16:15	17:15	0	0	0	0	0	0	0	0	0	0
0	0	0	0	16:30	17:30	0	0	0	0	0	0	0	0	0	0
0	0	0	0	16:45	17:45	0	0	0	0	0	0	0	0	0	0
0	0	0	0	17:00	18:00	0	0	0	0	0	0	0	0	0	0
0	0	0	0	17:15	18:15	0	0	0	0	0	0	0	0	0	0
0	0	0	0	17:30	18:30	0	0	0	0	0	0	0	0	0	0
0	0	0	0	17:45	18:45	0	0	0	0	0	0	0	0	0	0
0	0	0	0	18:00	19:00	0	0	0	0	0	0	0	0	0	0
0	0	0	0	18:15	19:15	0	0	0	0	0	0	0	0	0	0
0	0	0	0	18:30	19:30	0	0	0	0	0	0	0	0	0	0
0	0	0	0	18:45	19:45	0	0	0	0	0	0	0	0	0	0
1	0	0	0	1	1	P/TOT	1	0	0	0	0	0	0	0	1

Period I Total: 0 0 0 0 0 0 0 0 0 0 0 0 0 0  
Period II Total: 0 0 0 0 0 0 0 0 0 0 0 0 0 0



from arm: **B**  
 to arm: **B**  
 period I from: 07:00 16:00  
 period II to: 10:00 19:00

DATE: 19/03/2020  
 DAY: Thursday  
 SITE: 4  
 LOCATION: Ropers Lane / A228 Peninsula Way  
 TOTAL ARMS: A B C D

from arm: **B**  
 to arm: **C**  
 period I from: 07:00 16:00  
 period II to: 10:00 19:00

DATE: 19/03/2020  
 DAY: Thursday

		per hour								
TOT	PCU	from	to	CAR	LGV	OGV1	OGV2	PSV	MCL	PCL
		07:00	08:00	0	0	0	0	0	0	0
0	0	07:15	08:15	0	0	0	0	0	0	0
0	0	07:30	08:30	0	0	0	0	0	0	0
0	0	07:45	08:45	0	0	0	0	0	0	0
0	0	08:00	09:00	0	0	0	0	0	0	0
0	0	08:15	09:15	0	0	0	0	0	0	0
0	0	08:30	09:30	0	0	0	0	0	0	0
0	0	08:45	09:45	0	0	0	0	0	0	0
0	0	09:00	10:00	0	0	0	0	0	0	0
0	0	09:15	10:15	0	0	0	0	0	0	0
0	0	09:30	10:30	0	0	0	0	0	0	0
0	0	09:45	10:45	0	0	0	0	0	0	0
0	0	16:00	17:00	0	0	0	0	0	0	0
0	0	16:15	17:15	0	0	0	0	0	0	0
0	0	16:30	17:30	0	0	0	0	0	0	0
0	0	16:45	17:45	0	0	0	0	0	0	0
0	0	17:00	18:00	0	0	0	0	0	0	0
0	0	17:15	18:15	0	0	0	0	0	0	0
0	0	17:30	18:30	0	0	0	0	0	0	0
0	0	17:45	18:45	0	0	0	0	0	0	0
0	0	18:00	19:00	0	0	0	0	0	0	0
0	0	18:15	19:15	0	0	0	0	0	0	0
0	0	18:30	19:30	0	0	0	0	0	0	0
0	0	18:45	19:45	0	0	0	0	0	0	0
0	0	P/TOT		0	0	0	0	0	0	0

		per quarter of an hour								
TOT	PCU.h	from	to	CAR	LGV	OGV1	OGV2	PSV	MCL	PCL
		07:00	07:15	0	0	0	0	0	0	0
0	0	07:15	07:30	0	0	0	0	0	0	0
0	0	07:30	07:45	0	0	0	0	0	0	0
0	0	07:45	08:00	0	0	0	0	0	0	0
0	0	08:00	08:15	0	0	0	0	0	0	0
0	0	08:15	08:30	0	0	0	0	0	0	0
0	0	08:30	08:45	0	0	0	0	0	0	0
0	0	08:45	09:00	0	0	0	0	0	0	0
0	0	09:00	09:15	0	0	0	0	0	0	0
0	0	09:15	09:30	0	0	0	0	0	0	0
0	0	09:30	09:45	0	0	0	0	0	0	0
0	0	09:45	10:00	0	0	0	0	0	0	0
0	0	16:00	16:15	0	0	0	0	0	0	0
0	0	16:15	16:30	0	0	0	0	0	0	0
0	0	16:30	16:45	0	0	0	0	0	0	0
0	0	16:45	17:00	0	0	0	0	0	0	0
0	0	17:00	17:15	1	0	0	0	0	0	0
0	0	17:15	17:30	0	0	0	0	0	0	0
0	0	17:30	17:45	0	0	0	0	0	0	0
0	0	17:45	18:00	1	0	0	0	0	0	0
0	0	18:00	18:15	0	0	0	0	0	0	0
0	0	18:15	18:30	0	0	0	0	0	0	0
0	0	18:30	18:45	0	0	0	0	0	0	0
0	0	18:45	19:00	0	0	0	0	0	0	0
0	0	P/TOT		2	0	0	0	0	0	0

		per hour								
TOT	PCU	from	to	CAR	LGV	OGV1	OGV2	PSV	MCL	PCL
		07:00	08:00	0	0	0	0	0	0	0
0	0	07:15	08:15	0	0	0	0	0	0	0
0	0	07:30	08:30	0	0	0	0	0	0	0
0	0	07:45	08:45	0	0	0	0	0	0	0
0	0	08:00	09:00	0	0	0	0	0	0	0
0	0	08:15	09:15	0	0	0	0	0	0	0
0	0	08:30	09:30	0	0	0	0	0	0	0
0	0	08:45	09:45	0	0	0	0	0	0	0
0	0	09:00	10:00	0	0	0	0	0	0	0
0	0	09:15	10:15	0	0	0	0	0	0	0
0	0	09:30	10:30	0	0	0	0	0	0	0
0	0	09:45	10:45	0	0	0	0	0	0	0
0	0	16:00	17:00	0	0	0	0	0	0	0
0	0	16:15	17:15	1	0	0	0	0	0	0
0	0	16:30	17:30	1	0	0	0	0	0	0
0	0	16:45	17:45	1	0	0	0	0	0	0
0	0	17:00	18:00	2	0	0	0	0	0	0
0	0	17:15	18:15	1	0	0	0	0	0	0
0	0	17:30	18:30	1	0	0	0	0	0	0
0	0	17:45	18:45	1	0	0	0	0	0	0
0	0	18:00	19:00	0	0	0	0	0	0	0
0	0	18:15	19:15	0	0	0	0	0	0	0
0	0	18:30	19:30	0	0	0	0	0	0	0
0	0	18:45	19:45	0	0	0	0	0	0	0
0	0	P/TOT		2	0	0	0	0	0	0

Period I Total: 0 0 0 0 0 0 0 0 0 0 0  
 Period II Total: 2 0 0 0 0 0 0 0 0 0 2

2020 SITE: 4  
ay LOCATION: Ropers Lane / A228 Peninsula Way  
TOTAL ARMS: A B C D

from arm: B  
to arm: D

period I period II  
from: 07:00 16:00  
to: 10:00 19:00

DATE: 19/03/2020 SITE: 4  
DAY: Thursday LOCATION: Ropers Lane / A228 Peninsula Way  
TOTAL ARMS: A B C D

from arm: B  
to arm: all

PCU.h		per quarter of an hour								TOT	PCU
from	to	CAR	LGV	OGV1	OGV2	PSV	MCL	PCL			
PCU factor		1	1	1.5	2.3	2	0.4	0.2			
01:00	INTERVAL	00:15	00:15	00:15	00:15	00:15	00:15	00:15	00:15	00:15	
0	07:00 07:15	0	0	0	0	0	0	0	0	0	
0	07:15 07:30	0	0	0	0	0	0	0	0	0	
0	07:30 07:45	0	0	0	0	0	0	0	0	0	
0	07:45 08:00	0	0	0	0	0	0	0	0	0	
0	08:00 08:15	0	0	0	0	0	0	0	0	0	
0	08:15 08:30	0	0	0	0	0	0	0	0	0	
0	08:30 08:45	0	0	0	0	0	0	0	0	0	
0	08:45 09:00	0	0	0	0	0	0	0	0	0	
0	09:00 09:15	0	0	0	0	0	0	0	0	0	
0	09:15 09:30	0	0	0	0	0	0	0	0	0	
0	09:30 09:45	0	0	0	0	0	0	0	0	0	
0	09:45 10:00	0	0	0	0	0	0	0	0	0	
1	16:00 16:15	0	0	0	0	0	0	0	0	0	
1	16:15 16:30	0	0	0	0	0	0	0	0	0	
1	16:30 16:45	0	0	0	0	0	0	0	0	0	
1	16:45 17:00	0	0	0	0	0	0	0	0	0	
2	17:00 17:15	0	0	0	0	0	0	0	0	0	
1	17:15 17:30	0	0	0	0	0	0	0	0	0	
1	17:30 17:45	0	0	0	0	0	0	0	0	0	
1	17:45 18:00	0	0	0	0	0	0	0	0	0	
0	18:00 18:15	1	0	0	0	0	0	0	0	1	1
0	18:15 18:30	0	0	0	0	0	0	0	0	0	
0	18:30 18:45	0	0	0	0	0	0	0	0	0	
0	18:45 19:00	0	0	0	0	0	0	0	0	0	
2	P/TOT	1	0	0	0	0	0	0	0	1	1

Period I Total: 0 0 0 0 0 0 0 0 0 0 0 0  
Period II Total: 1 0 0 0 0 0 0 0 0 0 1 1

per hour		per quarter of an hour								TOT	PCU.h
from	to	CAR	LGV	OGV1	OGV2	PSV	MCL	PCL			
PCU factor		1	1	1.5	2.3	2	0.4	0.2			
01:00	INTERVAL	01:00	01:00	01:00	01:00	01:00	01:00	01:00	01:00	01:00	
07:00 08:00	0	0	0	0	0	0	0	0	0	0	
07:15 08:15	0	0	0	0	0	0	0	0	0	0	
07:30 08:30	0	0	0	0	0	0	0	0	0	0	
07:45 08:45	0	0	0	0	0	0	0	0	0	0	
08:00 09:00	0	0	0	0	0	0	0	0	0	0	
08:15 09:15	0	0	0	0	0	0	0	0	0	0	
08:30 09:30	0	0	0	0	0	0	0	0	0	0	
08:45 09:45	0	0	0	0	0	0	0	0	0	0	
09:00 10:00	0	0	0	0	0	0	0	0	0	0	
09:15 10:15	0	0	0	0	0	0	0	0	0	0	
09:30 10:30	0	0	0	0	0	0	0	0	0	0	
09:45 10:45	0	0	0	0	0	0	0	0	0	0	
16:00 17:00	0	0	0	0	0	0	0	0	0	0	
16:15 17:15	0	0	0	0	0	0	0	0	0	0	
16:30 17:30	0	0	0	0	0	0	0	0	0	0	
16:45 17:45	0	0	0	0	0	0	0	0	0	0	
17:00 18:00	0	0	0	0	0	0	0	0	0	0	
17:15 18:15	1	0	0	0	0	0	0	0	0	1	1
17:30 18:30	1	0	0	0	0	0	0	0	0	1	1
17:45 18:45	1	0	0	0	0	0	0	0	0	1	1
18:00 19:00	1	0	0	0	0	0	0	0	0	1	1
18:15 19:15	0	0	0	0	0	0	0	0	0	0	
18:30 19:30	0	0	0	0	0	0	0	0	0	0	
18:45 19:45	0	0	0	0	0	0	0	0	0	0	
1	P/TOT	1	0	0	0	0	0	0	0	1	1

per quarter of an hour		per quarter of an hour								TOT	PCU	from
from	to	CAR	LGV	OGV1	OGV2	PSV	MCL	PCL				PC
PCU factor		1	1	1.5	2.3	2	0.4	0.2				
01:00	INTERVAL	00:15	00:15	00:15	00:15	00:15	00:15	00:15	00:15	00:15	00:15	II
07:00 07:15	0	0	0	0	0	0	0	0	0	0	0	07:00
07:15 07:30	0	0	0	0	0	0	0	0	0	0	0	07:15
07:30 07:45	0	0	0	0	0	0	0	0	0	0	0	07:30
07:45 08:00	0	0	0	0	0	0	0	0	0	0	0	07:45
08:00 08:15	0	0	0	0	0	0	0	0	0	0	0	08:00
08:15 08:30	0	0	0	0	0	0	0	0	0	0	0	08:15
08:30 08:45	0	0	0	0	0	0	0	0	0	0	0	08:30
08:45 09:00	0	0	0	0	0	0	0	0	0	0	0	08:45
09:00 09:15	0	0	0	0	0	0	0	0	0	0	0	09:00
09:15 09:30	0	0	0	0	0	0	0	0	0	0	0	09:15
09:30 09:45	1	0	0	0	0	0	0	0	0	1	1	09:30
09:45 10:00	0	0	0	0	0	0	0	0	0	0	0	09:45
16:00 16:15	0	0	0	0	0	0	0	0	0	0	0	16:00
16:15 16:30	0	0	0	0	0	0	0	0	0	0	0	16:15
16:30 16:45	0	0	0	0	0	0	0	0	0	0	0	16:30
16:45 17:00	0	0	0	0	0	0	0	0	0	0	0	16:45
17:00 17:15	1	0	0	0	0	0	0	0	0	1	1	17:00
17:15 17:30	0	0	0	0	0	0	0	0	0	0	0	17:15
17:30 17:45	0	0	0	0	0	0	0	0	0	0	0	17:30
17:45 18:00	1	0	0	0	0	0	0	0	0	1	1	17:45
18:00 18:15	1	0	0	0	0	0	0	0	0	1	1	18:00
18:15 18:30	0	0	0	0	0	0	0	0	0	0	0	18:15
18:30 18:45	0	0	0	0	0	0	0	0	0	0	0	18:30
18:45 19:00	0	0	0	0	0	0	0	0	0	0	0	18:45
4	P/TOT	4	0	0	0	0	0	0	0	4	4	

Period I Total: 1 0 0 0 0 0 0 0 0 0 1 1  
Period II Total: 3 0 0 0 0 0 0 0 0 0 3 3



period I period II  
from: 07:00 16:00  
to: 10:00 19:00

DATE: 19/03/2020 SITE: 4  
DAY: Thursday LOCATION: Ropers Lane / A228 Peninsula Way  
TOTAL ARMS: A B C D

from arm: all  
to arm: B

period I period II  
from: 07:00 16:00  
to: 10:00 19:00

DATE: 19/03/2020 SITE: 4  
DAY: Thursday LOCATION: Ropers Lane /  
TOTAL ARMS:

per hour										per quarter											
to	CAR	LGV	OGV1	OGV2	PSV	MCL	PCL	TOT	PCU.h	from	to	CAR	LGV	OGV1	OGV2	PSV	MCL	PCL	TOT	PCU	
PCU factor	1	1	1.5	2.3	2	0.4	0.2			PCU factor	1	1	1.5	2.3	2	0.4	0.2				
INTERVAL	01:00	01:00	01:00	01:00	01:00	01:00	01:00	01:00	01:00	INTERVAL	00:15	00:15	00:15	00:15	00:15	00:15	00:15	00:15	00:15	00:15	
08:00	0	0	0	0	0	0	0	0	0	07:00	07:15	0	0	0	0	0	0	0	0	0	0
08:15	0	0	0	0	0	0	0	0	0	07:15	07:30	0	0	0	0	0	0	0	0	0	0
08:30	0	0	0	0	0	0	0	0	0	07:30	07:45	0	0	0	0	0	0	0	0	0	0
08:45	0	0	0	0	0	0	0	0	0	07:45	08:00	0	0	0	0	0	0	0	0	0	0
09:00	0	0	0	0	0	0	0	0	0	08:00	08:15	0	0	0	0	0	0	0	0	0	0
09:15	0	0	0	0	0	0	0	0	0	08:15	08:30	0	0	0	0	0	0	0	0	0	0
09:30	0	0	0	0	0	0	0	0	0	08:30	08:45	0	0	0	0	0	0	0	0	0	0
09:45	1	0	0	0	0	0	0	1	1	08:45	09:00	0	0	0	0	0	0	0	0	0	0
10:00	1	0	0	0	0	0	0	1	1	09:00	09:15	0	0	0	0	0	0	0	0	0	0
10:15	1	0	0	0	0	0	0	1	1	09:15	09:30	0	0	0	0	0	0	0	0	0	0
10:30	1	0	0	0	0	0	0	1	1	09:30	09:45	1	0	0	0	0	0	0	0	1	1
10:45	0	0	0	0	0	0	0	0	0	09:45	10:00	1	0	0	0	0	0	0	0	1	1
17:00	0	0	0	0	0	0	0	0	0	16:00	16:15	0	0	0	0	0	0	0	0	0	0
17:15	1	0	0	0	0	0	0	1	1	16:15	16:30	0	0	0	0	0	0	0	0	0	0
17:30	1	0	0	0	0	0	0	1	1	16:30	16:45	0	0	0	0	0	0	0	0	0	0
17:45	1	0	0	0	0	0	0	1	1	16:45	17:00	0	0	0	0	0	0	0	0	0	0
18:00	2	0	0	0	0	0	0	2	2	17:00	17:15	0	0	0	0	0	0	0	0	0	0
18:15	2	0	0	0	0	0	0	2	2	17:15	17:30	1	0	0	0	0	0	0	0	1	1
18:30	2	0	0	0	0	0	0	2	2	17:30	17:45	0	0	0	0	0	0	0	0	0	0
18:45	2	0	0	0	0	0	0	2	2	17:45	18:00	0	0	0	0	0	0	0	0	0	0
19:00	1	0	0	0	0	0	0	1	1	18:00	18:15	0	0	0	0	0	0	0	0	0	0
19:15	0	0	0	0	0	0	0	0	0	18:15	18:30	3	0	0	0	0	0	0	0	3	3
19:30	0	0	0	0	0	0	0	0	0	18:30	18:45	0	0	0	0	0	0	0	0	0	0
19:45	0	0	0	0	0	0	0	0	0	18:45	19:00	1	0	0	0	0	0	0	0	1	1
P/TOT	4	0	0	0	0	0	0	4	4	P/TOT	7	0	0	0	0	0	0	0	0	7	7

Period I Total: 2 0 0 0 0 0 0 0 0 2 2  
Period II Total: 5 0 0 0 0 0 0 0 0 5 5

per hour										per quarter											
from	to	CAR	LGV	OGV1	OGV2	PSV	MCL	PCL	TOT	PCU.h	from	to	CAR	LGV	OGV1	OGV2	PSV	MCL	PCL	TOT	PCU
PCU factor	1	1	1.5	2.3	2	0.4	0.2			PCU factor	1	1	1.5	2.3	2	0.4	0.2				
INTERVAL	01:00	01:00	01:00	01:00	01:00	01:00	01:00	01:00	01:00	INTERVAL	00:15	00:15	00:15	00:15	00:15	00:15	00:15	00:15	00:15	00:15	
07:00	08:00	0	0	0	0	0	0	0	0	07:00	07:15	55	18								
07:15	08:15	0	0	0	0	0	0	0	0	07:15	07:30	53	23								
07:30	08:30	0	0	0	0	0	0	0	0	07:30	07:45	64	22								
07:45	08:45	0	0	0	0	0	0	0	0	07:45	08:00	64	24								
08:00	09:00	0	0	0	0	0	0	0	0	08:00	08:15	47	19								
08:15	09:15	0	0	0	0	0	0	0	0	08:15	08:30	37	9								
08:30	09:30	0	0	0	0	0	0	0	0	08:30	08:45	52	7								
08:45	09:45	1	0	0	0	0	0	1	1	08:45	09:00	35	10								
09:00	10:00	2	0	0	0	0	0	2	2	09:00	09:15	26	16								
09:15	10:15	2	0	0	0	0	0	2	2	09:15	09:30	37	12								
09:30	10:30	2	0	0	0	0	0	2	2	09:30	09:45	52	13								
09:45	10:45	1	0	0	0	0	0	1	1	09:45	10:00	42	6								
16:00	17:00	0	0	0	0	0	0	0	0	16:00	16:15	63	21								
16:15	17:15	0	0	0	0	0	0	0	0	16:15	16:30	78	19								
16:30	17:30	1	0	0	0	0	0	1	1	16:30	16:45	88	20								
16:45	17:45	1	0	0	0	0	0	1	1	16:45	17:00	93	18								
17:00	18:00	1	0	0	0	0	0	1	1	17:00	17:15	96	21								
17:15	18:15	1	0	0	0	0	0	1	1	17:15	17:30	105	16								
17:30	18:30	3	0	0	0	0	0	3	3	17:30	17:45	92	15								
17:45	18:45	3	0	0	0	0	0	3	3	17:45	18:00	75	8								
18:00	19:00	4	0	0	0	0	0	4	4	18:00	18:15	63	10								
18:15	19:15	4	0	0	0	0	0	4	4	18:15	18:30	65	8								
18:30	19:30	1	0	0	0	0	0	1	1	18:30	18:45	53	7								
18:45	19:45	1	0	0	0	0	0	1	1	18:45	19:00	42	9								
P/TOT		7	0	0	0	0	0	7	7	P/TOT		1477	351								

Period I Total: 564 179  
Period II Total: 913 172





DATE: 19/03/2020  
DAY: Thursday

SITE: 4

LOCATION: Ropers Lane / A228 Peninsula Way  
TOTAL ARMS: A B C D

from arm: C  
to arm: C

period I period II  
from: 07:00 16:00  
to: 10:00 19:00

DATE: 19/03/2020  
DAY: Thursday

SITE: 4

LOCATION: Ropers Lane / A228 Peninsula Way  
TOTAL ARMS: A B C D

per quarter of an hour			per quarter of an hour										per hour				
PSV	MCL	PCL	TOT	PCU.h	from	to	CAR	LGV	OGV1	OGV2	PSV	MCL	PCL	TOT	PCU		
2	0.4	0.2					1	1	1.5	2.3	2	0.4	0.2				
01:00 01:00 01:00			01:00	01:00	INTERVAL	00:15	00:15	00:15	00:15	00:15	00:15	00:15	00:15	00:15	00:15		
0	0	0	0	0	07:00	07:15	1	0	1	1	1	0	0	4	6.8		
0	0	0	0	0	07:15	07:30	2	1	0	0	1	0	0	4	5		
0	0	0	0	0	07:30	07:45	1	1	0	0	0	0	0	2	2		
0	0	0	0	0	07:45	08:00	0	4	0	4	0	0	0	8	13.2		
0	0	0	0	0	08:00	08:15	3	2	0	0	0	0	0	5	5		
0	0	0	0	0	08:15	08:30	3	0	1	1	0	0	0	5	6.8		
0	0	0	0	0	08:30	08:45	5	0	0	3	0	0	0	8	11.9		
0	0	0	0	0	08:45	09:00	2	0	0	2	0	0	0	4	6.6		
0	0	0	1	1	09:00	09:15	9	1	0	2	0	0	0	12	14.6		
0	0	0	1	1	09:15	09:30	14	2	0	2	0	0	0	18	20.6		
0	0	0	1	1	09:30	09:45	13	0	0	3	0	0	0	16	19.9		
0	0	0	1	1	09:45	10:00	11	0	0	0	0	0	0	11	11		
0	0	0	0	0	16:00	16:15	10	1	0	1	0	0	0	12	13.3		
0	0	0	0	0	16:15	16:30	8	1	0	0	0	0	0	9	9		
0	0	0	1	1	16:30	16:45	12	1	0	0	0	0	0	13	13		
0	0	0	1	1	16:45	17:00	3	2	0	0	0	0	0	5	5		
0	0	0	1	1	17:00	17:15	11	0	0	1	0	0	0	12	13.3		
0	0	0	1	1	17:15	17:30	10	1	0	1	0	0	0	12	13.3		
0	0	0	1	1	17:30	17:45	3	0	0	1	0	0	0	4	5.3		
0	0	0	1	1	17:45	18:00	2	0	0	0	0	0	0	2	2		
0	0	0	2	2	18:00	18:15	2	0	0	1	0	0	0	3	4.3		
0	0	0	2	2	18:15	18:30	2	0	0	0	0	0	0	2	2		
0	0	0	1	1	18:30	18:45	3	0	0	0	0	0	0	3	3		
0	0	0	1	1	18:45	19:00	3	0	0	0	0	0	0	3	3		
0	0	0	0	0	P/TOT		133	17	2	23	2	0	0	0	0	177	209.9

Period I Total: 64 11 2 18 2 0 0 0 0 97 123.4  
Period II Total: 69 6 0 5 0 0 0 0 0 80 86.5

per hour			per quarter of an hour										per hour								
from	to	CAR	LGV	OGV1	OGV2	PSV	MCL	PCL	TOT	PCU.h	from	to	CAR	LGV	OGV1	OGV2	PSV	MCL	PCL	TOT	PCU
		1	1	1.5	2.3	2	0.4	0.2					1	1	1.5	2.3	2	0.4	0.2		
01:00 01:00		01:00		01:00		01:00		01:00		01:00		01:00		01:00		01:00		01:00		01:00	
07:00	08:00	4	6	1	5	2	0	0	18	27	07:00	07:15	35	7	3	6	0	0	0	51	61
07:15	08:15	6	8	0	4	1	0	0	19	25.2	07:15	07:30	46	17	1	7	0	0	0	71	84
07:30	08:30	7	7	1	5	0	0	0	20	27	07:30	07:45	26	12	2	11	0	0	0	52	61
07:45	08:45	11	6	1	8	0	0	0	26	36.9	07:45	08:00	33	9	3	13	0	0	0	55	65
08:00	09:00	13	2	1	6	0	0	0	22	30.3	08:00	08:15	20	10	3	7	0	0	0	40	47
08:15	09:15	19	1	1	8	0	0	0	29	39.9	08:15	08:30	16	6	2	9	0	0	0	33	39
08:30	09:30	30	3	0	9	0	0	0	42	53.7	08:30	08:45	19	5	1	3	0	1	0	28	33
08:45	09:45	38	3	0	9	0	0	0	50	61.7	08:45	09:00	23	4	1	3	1	1	0	32	38
09:00	10:00	47	3	0	7	0	0	0	57	66.1	09:00	09:15	26	2	3	12	2	0	0	43	51
09:15	10:15	38	2	0	5	0	0	0	45	51.5	09:15	09:30	21	6	3	9	0	0	0	39	47
09:30	10:30	24	0	0	3	0	0	0	27	30.9	09:30	09:45	20	4	5	6	0	0	0	35	41
09:45	10:45	11	0	0	0	0	0	0	11	11	09:45	10:00	20	4	4	3	1	1	0	32	38
16:00	17:00	33	5	0	1	0	0	0	39	40.3	16:00	16:15	13	19	7	5	0	0	0	45	53
16:15	17:15	34	4	0	1	0	0	0	39	40.3	16:15	16:30	11	13	3	4	0	0	0	31	37
16:30	17:30	36	4	0	2	0	0	0	42	44.6	16:30	16:45	10	13	2	6	0	0	0	31	37
16:45	17:45	27	3	0	3	0	0	0	33	36.9	16:45	17:00	14	9	4	5	0	0	0	36	43
17:00	18:00	26	1	0	3	0	0	0	30	33.9	17:00	17:15	15	8	1	4	0	0	0	38	45
17:15	18:15	17	1	0	3	0	0	0	21	24.9	17:15	17:30	14	9	1	5	0	0	0	39	47
17:30	18:30	9	0	0	2	0	0	0	11	13.6	17:30	17:45	16	2	1	3	0	0	0	22	27
17:45	18:45	9	0	0	1	0	0	0	10	11.3	17:45	18:00	14	3	0	3	0	0	0	20	24
18:00	19:00	10	0	0	1	0	0	0	11	12.3	18:00	18:15	6	4	0	6	1	0	0	17	20
18:15	19:15	8	0	0	0	0	0	0	8	8	18:15	18:30	9	0	0	3	0	0	0	12	14
18:30	19:30	6	0	0	0	0	0	0	6	6	18:30	18:45	4	0	1	4	2	0	0	11	13
18:45	19:45	3	0	0	0	0	0	0	3	3	18:45	19:00	6	0	0	4	1	0	0	11	13
		133	17	2	23	2	0	0	0	0	177	209.9	437	166	51	141	8	3	0	646	787.4

Period I Total: 305 86 31 89 4 3 0  
Period II Total: 132 80 20 52 4 0 0



from arm: **C**      from: 07:00 16:00      DATE: 19/03/2020      SITE: 4      from arm: **C**      from: 07:00 16:00      DATE:   
to arm: **D**      to: 10:00 19:00      DAY: Thursday      LOCATION: Ropers Lane / A228 Peninsula Way      to arm: **all**      to: 10:00 19:00      DAY:   
TOTAL ARMS: A B C D

		per hour										per quarter of an hour										per hour												
TOT	PCU	from	to	CAR	LGV	OGV1	OGV2	PSV	MCL	PCL	TOT	PCU.h	from	to	CAR	LGV	OGV1	OGV2	PSV	MCL	PCL	TOT	PCU	from	to	CAR	LGV	OGV1	OGV2	PSV	MCL	PCL	TOT	PCU
		PCU factor 1 1 1.5 2.3 2 0.4 0.2										PCU factor 1 1 1.5 2.3 2 0.4 0.2										PCU factor 1 1 1.5 2.3 2 0.4 0.2												
		INTERVAL 01:00 01:00 01:00 01:00 01:00 01:00 01:00 01:00										INTERVAL 00:15 00:15 00:15 00:15 00:15 00:15 00:15 00:15										INTERVAL 01:00 01:00 01:00 01:00 01:00 01:00 01:00 01:00												
51	60.3	07:00	08:00	140	45	9	37	0	0	0	231	283.6	07:00	07:15	91	25	7	10	3	0	0	136	155.5	07:00	08:00	380	138	28	63	9	1	0		
71	80.6	07:15	08:15	125	48	9	38	0	0	0	220	273.9	07:15	07:30	101	41	3	13	1	0	0	159	178.4	07:15	08:15	359	144	29	67	6	1	0		
51	66.3	07:30	08:30	95	37	10	40	0	0	0	182	239	07:30	07:45	91	35	6	19	3	1	0	155	185.1	07:30	08:30	314	118	34	71	9	1	0		
58	76.4	07:45	08:45	88	30	9	32	0	1	0	160	205.5	07:45	08:00	97	37	12	21	2	0	0	169	204.3	07:45	08:45	299	95	33	67	7	1	0		
40	50.6	08:00	09:00	78	25	7	22	1	2	0	135	166.9	08:00	08:15	70	31	8	14	0	0	0	123	145.2	08:00	09:00	262	72	26	56	7	2	0		
33	45.7	08:15	09:15	84	17	7	27	3	2	0	140	180.4	08:15	08:30	56	15	8	17	4	0	0	100	130.1	08:15	09:15	253	60	24	65	10	2	0		
29	32.8	08:30	09:30	89	17	8	27	3	2	0	146	186.9	08:30	08:45	76	12	5	15	1	1	0	110	132.4	08:30	09:30	269	65	19	64	6	2	0		
33	37.8	08:45	09:45	90	16	12	30	3	1	0	152	199.4	08:45	09:00	60	14	5	10	2	1	0	92	108.9	08:45	09:45	278	70	25	60	7	1	1		
45	64.1	09:00	10:00	87	16	15	30	3	1	0	152	200.9	09:00	09:15	61	19	6	23	3	0	0	112	147.9	09:00	10:00	292	66	29	56	8	2	1		
39	52.2	09:15	10:15	61	14	12	18	1	1	0	107	136.8	09:15	09:30	72	20	3	16	0	0	0	111	133.3	09:15	10:15	231	47	23	33	5	2	1		
35	45.3	09:30	10:30	40	8	9	9	1	1	0	68	84.6	09:30	09:45	85	17	11	11	2	0	1	127	148	09:30	10:30	159	27	20	17	5	2	1		
33	39.3	09:45	10:45	20	4	4	3	1	1	0	33	39.3	09:45	10:00	74	10	9	6	3	2	0	104	118.1	09:45	10:45	74	10	9	6	3	2	0		
44	54	16:00	17:00	48	54	16	20	0	0	0	138	172	16:00	16:15	86	41	9	10	3	2	0	151	170.3	16:00	17:00	403	137	24	34	7	2	0		
31	37.7	16:15	17:15	50	43	10	19	0	0	0	122	151.7	16:15	16:30	97	33	6	5	1	0	0	142	152.5	16:15	17:15	439	125	20	32	4	0	1		
31	39.8	16:30	17:30	53	39	8	20	0	0	0	120	150	16:30	16:45	110	34	4	12	1	0	0	161	179.6	16:30	17:30	472	118	17	37	3	0	1		
32	40.5	16:45	17:45	59	28	7	17	0	0	0	111	136.6	16:45	17:00	110	29	5	7	2	0	0	153	166.6	16:45	17:45	473	101	15	34	3	0	1		
28	33.7	17:00	18:00	59	22	3	15	0	0	0	99	120	17:00	17:15	122	29	5	8	0	0	1	165	177.1	17:00	18:00	454	83	13	33	3	1	1		
29	36	17:15	18:15	50	18	2	17	1	0	0	88	112.1	17:15	17:30	130	26	3	10	0	0	0	169	183.5	17:15	18:15	403	68	10	36	5	3	0		
22	26.4	17:30	18:30	45	9	1	15	1	0	0	71	92	17:30	17:45	111	17	2	9	1	0	0	140	153.7	17:30	18:30	350	50	8	32	6	4	0		
20	23.9	17:45	18:45	33	7	1	16	3	0	0	60	84.3	17:45	18:00	91	11	3	6	2	1	0	114	124.7	17:45	18:45	299	40	10	29	8	6	0		
17	25.8	18:00	19:00	25	4	1	17	4	0	0	51	77.6	18:00	18:15	71	14	2	11	2	2	0	102	118.1	18:00	19:00	260	38	9	29	7	6	0		
12	15.9	18:15	19:15	19	0	1	11	3	0	0	34	51.8	18:15	18:30	77	8	1	6	1	1	0	94	102.7	18:15	19:15	189	24	7	18	5	4	0		
11	18.7	18:30	19:30	10	0	1	8	3	0	0	22	35.9	18:30	18:45	60	7	4	6	3	2	0	82	93.6	18:30	19:30	112	16	6	12	4	3	0		
11	17.2	18:45	19:45	6	0	0	4	1	0	0	11	17.2	18:45	19:00	52	9	2	6	1	1	0	71	80.2	18:45	19:45	52	9	2	6	1	1	0		
0	0	P/TOT 437 166 51 141 8 3 0 0 0										P/TOT 2051 534 129 271 41 14 2 0 0										P/TOT 2051 534 129 271 41 14 2 0 0												
0	0	518	651.4															1498	1787															
0	0	288	369.6															1544	1703															



19/03/2020 SITE: 4  
Thursday LOCATION: Ropers Lane / A228 Peninsula Way  
TOTAL ARMS: A B C D

from arm: all  
to arm: C

period I period II  
from: 07:00 16:00  
to: 10:00 19:00

DATE: 19/03/2020 SITE: 4  
DAY: Thursday LOCATION: Ropers Lane / A228 Peninsula Way  
TOTAL ARMS:

from arm: D  
to arm: A

TOT	PCU.h	from	to	CAR	LGW	OGV1	OGV2	PSV	MCL	PCL	TOT	PCU		
		PCU factor		1	1	1.5	2.3	2	0.4	0.2				
01:00	01:00	INTERVAL		00:15	00:15	00:15	00:15	00:15	00:15	00:15	00:15	00:15		
619	723.3	07:00	07:15	79	15	3	5	6	0	0	108	122		
606	713	07:15	07:30	97	22	9	12	3	1	0	144	166.5		
547	664.7	07:30	07:45	107	32	6	9	1	1	0	156	171.1		
502	612	07:45	08:00	104	21	9	19	2	0	0	155	186.2		
425	516.6	08:00	08:15	114	22	4	11	3	1	0	155	173.7		
414	519.3	08:15	08:30	104	14	12	14	3	0	0	147	174.2		
425	522.5	08:30	08:45	98	24	16	11	0	0	0	149	171.3		
442	538.1	08:45	09:00	76	11	6	17	1	0	0	111	137.1		
454	547.3	09:00	09:15	84	11	5	11	1	0	0	112	129.8		
342	399.4	09:15	09:30	89	18	7	19	2	0	0	135	165.2		
231	266.1	09:30	09:45	63	15	8	22	2	1	0	111	145		
104	118.1	09:45	10:00	73	19	4	18	0	1	0	115	139.8		
607	669	16:00	16:15	144	57	4	5	2	0	0	212	222.5		
621	675.8	16:15	16:30	115	36	5	4	1	0	0	161	169.7		
648	706.8	16:30	16:45	116	47	8	1	3	1	0	176	183.7		
627	680.9	16:45	17:00	125	36	8	9	1	0	1	180	195.9		
588	639	17:00	17:15	160	29	7	7	0	1	0	204	216		
525	580	17:15	17:30	95	27	4	3	0	1	0	130	135.3		
450	499.2	17:30	17:45	83	25	5	5	1	1	1	121	129.6		
392	439.1	17:45	18:00	94	13	4	3	0	3	0	117	121.1		
349	394.6	18:00	18:15	83	17	0	4	1	2	0	107	112		
247	276.5	18:15	18:30	74	9	3	2	2	2	0	92	96.9		
153	173.8	18:30	18:45	41	13	2	4	1	1	0	62	68.6		
71	80.2	18:45	19:00	46	8	0	7	1	1	0	63	72.5		
3042	3490	P/TOT		2264	541	139	222	37	18	2	0	0	3223	3606

Period I Total: 1088 224 89 168 24 5 0 0 0 1598 1882  
Period II Total: 1176 317 50 54 13 13 2 0 0 1625 1724

from	to	CAR	LGW	OGV1	OGV2	PSV	MCL	PCL	TOT	PCU.h		
		PCU factor		1	1	1.5	2.3	2	0.4	0.2		
01:00	01:00	INTERVAL		01:00	01:00	01:00	01:00	01:00	01:00	01:00		
07:00	08:00	387	90	27	45	12	2	0	563	645.8		
07:15	08:15	422	97	28	51	9	3	0	610	697.5		
07:30	08:30	429	89	31	53	9	2	0	613	705.2		
07:45	08:45	420	81	41	55	8	1	0	606	705.4		
08:00	09:00	392	71	38	53	7	1	0	562	656.3		
08:15	09:15	362	60	39	53	5	0	0	519	612.4		
08:30	09:30	347	64	34	58	4	0	0	507	603.4		
08:45	09:45	312	55	26	69	6	1	0	469	577.1		
09:00	10:00	309	63	24	70	5	2	0	473	579.8		
09:15	10:15	225	52	19	59	4	2	0	361	450		
09:30	10:30	136	34	12	40	2	2	0	226	284.8		
09:45	10:45	73	19	4	18	0	1	0	115	139.8		
16:00	17:00	500	176	25	19	7	1	1	729	771.8		
16:15	17:15	516	148	28	21	5	2	1	721	765.3		
16:30	17:30	496	139	27	20	4	3	1	690	730.9		
16:45	17:45	463	117	24	24	2	3	2	635	676.8		
17:00	18:00	432	94	20	18	1	6	1	572	602		
17:15	18:15	355	82	13	15	2	7	1	475	498		
17:30	18:30	334	64	12	14	4	8	1	437	459.6		
17:45	18:45	292	52	9	13	4	8	0	378	398.6		
18:00	19:00	244	47	5	17	5	6	0	324	350		
18:15	19:15	161	30	5	13	4	4	0	217	238		
18:30	19:30	87	21	2	11	2	2	0	125	141.1		
18:45	19:45	46	8	0	7	1	1	0	63	72.5		
P/TOT		2264	541	139	222	37	18	2	0	0	3223	3606

		per quarter of an hour		CAR	LGW	OGV1	OGV2	PSV	MCL	PCL	TOT	PCU
		PCU factor		1	1	1.5	2.3	2	0.4	0.2		
01:00	01:00	INTERVAL		00:15	00:15	00:15	00:15	00:15	00:15	00:15	00:15	00:15
07:00	07:15	5	0	0	0	0	0	0	0	0	5	5
07:15	07:30	5	1	3	0	0	0	1	0	0	10	10.9
07:30	07:45	3	0	0	0	0	0	0	0	0	3	3
07:45	08:00	2	0	2	1	0	0	0	0	0	5	7.3
08:00	08:15	3	0	1	1	1	0	0	0	0	6	8.8
08:15	08:30	6	0	0	0	0	0	0	0	0	6	6
08:30	08:45	11	0	0	0	0	0	0	0	0	11	11
08:45	09:00	3	1	0	0	0	0	0	0	0	4	4
09:00	09:15	8	1	0	0	0	0	0	0	0	9	9
09:15	09:30	10	0	2	0	0	0	0	0	0	12	13
09:30	09:45	6	1	0	0	1	0	0	0	0	8	9
09:45	10:00	13	1	0	0	0	0	0	0	0	14	14
16:00	16:15	7	3	0	1	2	0	0	0	0	13	16.3
16:15	16:30	9	5	0	0	0	0	0	0	0	14	14
16:30	16:45	9	0	0	0	0	0	0	0	0	9	9
16:45	17:00	12	2	0	0	0	0	0	0	0	14	14
17:00	17:15	12	3	0	0	0	0	0	0	0	15	15
17:15	17:30	8	2	1	0	0	1	0	0	0	12	11.9
17:30	17:45	16	2	0	0	0	0	0	0	0	18	18
17:45	18:00	11	1	1	0	0	0	0	0	0	13	13.5
18:00	18:15	11	0	0	0	0	0	0	0	0	11	11
18:15	18:30	7	1	0	0	1	0	0	0	0	9	10
18:30	18:45	7	0	0	0	0	0	0	0	0	7	7
18:45	19:00	7	1	0	0	0	0	0	0	0	8	8
P/TOT		191	25	10	3	5	2	0	0	0	236	248.7

Period I Total: 75 5 8 2 2 1 0 0 0 93 101  
Period II Total: 116 20 2 1 3 1 0 0 0 143 147.7



period I period II  
from: 07:00 16:00  
to: 10:00 19:00

DATE: 19/03/2020  
DAY: Thursday

SITE: 4  
LOCATION: Ropers Lane / A228 Peninsula Way  
TOTAL ARMS: A B C D

from arm: D  
to arm: B

period I period II  
from: 07:00 16:00  
to: 10:00 19:00

DATE: 19/03/2020  
DAY: Thursday

SITE: 4  
LOCATION: Ropers  
TOTAL ARMS: A

		per hour							TOT	PCU.h
from	to	CAR	LGV	OGV1	OGV2	PSV	MCL	PCL		
PCU factor		1	1	1.5	2.3	2	0.4	0.2		
INTERVAL		01:00	01:00	01:00	01:00	01:00	01:00	01:00		
07:00	08:00	15	1	5	1	0	1	0	23	26.2
07:15	08:15	13	1	6	2	1	1	0	24	30
07:30	08:30	14	0	3	2	1	0	0	20	25.1
07:45	08:45	22	0	3	2	1	0	0	28	33.1
08:00	09:00	23	1	1	1	1	0	0	27	29.8
08:15	09:15	28	2	0	0	0	0	0	30	30
08:30	09:30	32	2	2	0	0	0	0	36	37
08:45	09:45	27	3	2	0	1	0	0	33	35
09:00	10:00	37	3	2	0	1	0	0	43	45
09:15	10:15	29	2	2	0	1	0	0	34	36
09:30	10:30	19	2	0	0	1	0	0	22	23
09:45	10:45	13	1	0	0	0	0	0	14	14
16:00	17:00	37	10	0	1	2	0	0	50	53.3
16:15	17:15	42	10	0	0	0	0	0	52	52
16:30	17:30	41	7	1	0	0	1	0	50	49.9
16:45	17:45	48	9	1	0	0	1	0	59	58.9
17:00	18:00	47	8	2	0	0	1	0	58	58.4
17:15	18:15	46	5	2	0	0	1	0	54	54.4
17:30	18:30	45	4	1	0	1	0	0	51	52.5
17:45	18:45	36	2	1	0	1	0	0	40	41.5
18:00	19:00	32	2	0	0	1	0	0	35	36
18:15	19:15	21	2	0	0	1	0	0	24	25
18:30	19:30	14	1	0	0	0	0	0	15	15
18:45	19:45	7	1	0	0	0	0	0	8	8
P/TOT		191	25	10	3	5	2	0	236	248.7

		per quarter of an hour							TOT	PCU
from	to	CAR	LGV	OGV1	OGV2	PSV	MCL	PCL		
PCU factor		1	1	1.5	2.3	2	0.4	0.2		
INTERVAL		00:15	00:15	00:15	00:15	00:15	00:15	00:15		
07:00	07:15	0	0	0	0	0	0	0	0	0
07:15	07:30	0	0	0	0	0	0	0	0	0
07:30	07:45	0	0	0	0	0	0	0	0	0
07:45	08:00	0	0	0	0	0	0	0	0	0
08:00	08:15	0	0	0	0	0	0	0	0	0
08:15	08:30	0	0	0	0	0	0	0	0	0
08:30	08:45	0	0	0	0	0	0	0	0	0
08:45	09:00	0	0	0	0	0	0	0	0	0
09:00	09:15	0	0	0	0	0	0	0	0	0
09:15	09:30	0	0	0	0	0	0	0	0	0
09:30	09:45	1	0	0	0	0	0	0	1	1
09:45	10:00	0	0	0	0	0	0	0	0	0
16:00	16:15	0	0	0	0	0	0	0	0	0
16:15	16:30	0	0	0	0	0	0	0	0	0
16:30	16:45	0	0	0	0	0	0	0	0	0
16:45	17:00	0	0	0	0	0	0	0	0	0
17:00	17:15	0	0	0	0	0	0	0	0	0
17:15	17:30	0	0	0	0	0	0	0	0	0
17:30	17:45	0	0	0	0	0	0	0	0	0
17:45	18:00	0	0	0	0	0	0	0	0	0
18:00	18:15	0	0	0	0	0	0	0	0	0
18:15	18:30	2	0	0	0	0	0	0	2	2
18:30	18:45	0	0	0	0	0	0	0	0	0
18:45	19:00	0	0	0	0	0	0	0	0	0
P/TOT		3	0	0	0	0	0	0	3	3

Period I Total: 1 0 0 0 0 0 0 0 0 1 1  
Period II Total: 2 0 0 0 0 0 0 0 0 2 2

		per hour							TOT	PCU.h
from	to	CAR	LGV	OGV1	OGV2	PSV	MCL	PCL		
PCU factor		1	1	1.5	2.3	2	0.4	0.2		
INTERVAL		01:00	01:00	01:00	01:00	01:00	01:00	01:00		
07:00	08:00	0	0	0	0	0	0	0	0	0
07:15	08:15	0	0	0	0	0	0	0	0	0
07:30	08:30	0	0	0	0	0	0	0	0	0
07:45	08:45	0	0	0	0	0	0	0	0	0
08:00	09:00	0	0	0	0	0	0	0	0	0
08:15	09:15	0	0	0	0	0	0	0	0	0
08:30	09:30	0	0	0	0	0	0	0	0	0
08:45	09:45	1	0	0	0	0	0	0	1	1
09:00	10:00	1	0	0	0	0	0	0	1	1
09:15	10:15	1	0	0	0	0	0	0	1	1
09:30	10:30	1	0	0	0	0	0	0	1	1
09:45	10:45	0	0	0	0	0	0	0	0	0
16:00	17:00	0	0	0	0	0	0	0	0	0
16:15	17:15	0	0	0	0	0	0	0	0	0
16:30	17:30	0	0	0	0	0	0	0	0	0
16:45	17:45	0	0	0	0	0	0	0	0	0
17:00	18:00	0	0	0	0	0	0	0	0	0
17:15	18:15	0	0	0	0	0	0	0	0	0
17:30	18:30	2	0	0	0	0	0	0	2	2
17:45	18:45	2	0	0	0	0	0	0	2	2
18:00	19:00	2	0	0	0	0	0	0	2	2
18:15	19:15	2	0	0	0	0	0	0	2	2
18:30	19:30	0	0	0	0	0	0	0	0	0
18:45	19:45	0	0	0	0	0	0	0	0	0
P/TOT		3	0	0	0	0	0	0	3	3

		per qt	
from	to	CAR	
PCU factor		1	
INTERVAL		00:15	
07:00	07:15	8	
07:15	07:30	6	
07:30	07:45	11	
07:45	08:00	13	
08:00	08:15	11	
08:15	08:30	6	
08:30	08:45	5	
08:45	09:00	8	
09:00	09:15	12	
09:15	09:30	12	
09:30	09:45	6	
09:45	10:00	12	
16:00	16:15	53	
16:15	16:30	40	
16:30	16:45	27	
16:45	17:00	50	
17:00	17:15	79	
17:15	17:30	24	
17:30	17:45	28	
17:45	18:00	38	
18:00	18:15	38	
18:15	18:30	15	
18:30	18:45	4	
18:45	19:00	4	
P/TOT		510	

Period I Total: 110  
Period II Total: 400



Lane / A228 Peninsula Way										from arm: <b>D</b> to arm: <b>C</b>		period I period II from: 07:00 16:00 to: 10:00 19:00		DATE: 19/03/2020 DAY: Thursday		SITE: 4 LOCATION: Ropers Lane / A228 Peninsula Way		from arm: <b>D</b> to arm: <b>D</b>		period I period II from: 07:00 16:00 to: 10:00 19:00																			
Quarter of an hour												per hour				per quarter of an hour				per hour																			
B	C	D					TOT	PCU	from	to	CAR	LGV	OGV1	OGV2	PSV	MCL	PCL	TOT	PCU.h	from	to	CAR	LGV	OGV1	OGV2	PSV	MCL	PCL	TOT	PCU	from	to	CAR	LGV	OGV1				
1	1.5	2.3	2	0.4	0.2			00:15	00:15	00:15	00:15	00:15	00:15	00:15	00:15	00:15	00:15	00:15	00:15	00:15	00:15	00:15	00:15	00:15	00:15	00:15	00:15	00:15	00:15	00:15	00:15	00:15	00:15	00:15	00:15	00:15	00:15		
3	1	2	0	0	0	14	17.1			07:00	08:00	38	16	15	22	0	0	0	91	127.1	07:00	07:15	0	0	0	0	0	0	0	0	0	0	0	0	0	0	0		
2	4	5	0	0	0	17	25.5			07:15	08:15	41	20	16	26	0	0	0	103	144.8	07:15	07:30	1	0	0	0	0	0	0	0	0	0	0	0	0	0	0	0	
6	5	7	0	0	0	29	40.6			07:30	08:30	41	24	15	27	0	0	0	107	149.6	07:30	07:45	0	0	0	0	0	0	0	0	0	0	0	0	0	0	0	0	
5	5	8	0	0	0	31	43.9			07:45	08:45	35	23	17	21	0	0	0	96	131.8	07:45	08:00	0	0	0	0	0	0	0	0	0	0	0	0	0	0	0	0	0
7	2	6	0	0	0	26	34.8			08:00	09:00	30	18	14	19	0	0	0	81	112.7	08:00	08:15	0	0	0	0	0	0	0	0	0	0	0	0	0	0	0	0	0
6	3	6	0	0	0	21	30.3			08:15	09:15	31	14	12	18	1	0	0	76	106.4	08:15	08:30	0	0	0	0	0	0	0	0	0	0	0	0	0	0	0	0	0
5	7	1	0	0	0	18	22.8			08:30	09:30	37	12	12	21	2	0	0	84	119.3	08:30	08:45	0	0	0	0	0	0	0	0	0	0	0	0	0	0	0	0	0
0	2	6	0	0	0	16	24.8			08:45	09:45	38	11	11	29	2	1	0	92	136.6	08:45	09:00	0	0	0	0	0	0	0	0	0	0	0	0	0	0	0	0	0
3	0	5	1	0	0	21	28.5			09:00	10:00	42	15	9	31	2	1	0	100	146.2	09:00	09:15	0	0	0	0	0	0	0	0	0	0	0	0	0	0	0	0	0
4	3	9	1	0	0	29	43.2			09:15	10:15	30	12	9	26	1	1	0	79	117.7	09:15	09:30	0	0	0	0	0	0	0	0	0	0	0	0	0	0	0	0	0
4	6	9	0	1	0	26	40.1			09:30	10:30	18	8	6	17	0	1	0	50	74.5	09:30	09:45	0	0	0	0	0	0	0	0	0	0	0	0	0	0	0	0	0
4	0	8	0	0	0	24	34.4			09:45	10:45	12	4	0	8	0	0	0	24	34.4	09:45	10:00	0	0	0	0	0	0	0	0	0	0	0	0	0	0	0	0	
29	2	2	0	0	0	86	89.6			16:00	17:00	170	85	13	12	1	0	0	281	304.1	16:00	16:15	0	0	0	0	0	0	0	0	0	0	0	0	0	0	0	0	
18	2	4	0	0	0	64	70.2			16:15	17:15	196	77	14	16	1	0	0	304	332.8	16:15	16:30	0	0	0	0	0	0	0	0	0	0	0	0	0	0	0	0	
23	5	1	1	0	0	57	61.8			16:30	17:30	180	68	15	14	1	0	0	278	304.7	16:30	16:45	0	0	0	0	0	0	0	0	0	0	0	0	0	0	0	0	
15	4	5	0	0	0	74	82.5			16:45	17:45	181	57	15	16	0	1	0	270	297.7	16:45	17:00	0	0	0	0	0	0	0	0	0	0	0	0	0	0	0	0	0
21	3	6	0	0	0	109	118.3			17:00	18:00	169	47	14	13	0	2	0	245	267.7	17:00	17:15	0	0	0	0	0	0	0	0	0	0	0	0	0	0	0	0	0
9	3	2	0	0	0	38	42.1			17:15	18:15	128	37	11	8	0	3	0	187	201.1	17:15	17:30	0	0	0	0	0	0	0	0	0	0	0	0	0	0	0	0	0
12	5	3	0	1	0	49	54.8			17:30	18:30	119	29	8	7	2	5	0	170	182.1	17:30	17:45	0	0	0	0	0	0	0	0	0	0	0	0	0	0	0	0	0
5	3	2	0	1	0	49	52.5			17:45	18:45	95	22	4	7	2	4	0	134	144.7	17:45	18:00	0	0	0	0	0	0	0	0	0	0	0	0	0	0	0	0	0
11	0	1	0	1	0	51	51.7			18:00	19:00	61	17	1	8	2	3	0	92	103.1	18:00	18:15	0	0	0	0	0	0	0	0	0	0	0	0	0	0	0	0	0
1	0	1	2	2	0	21	23.1			18:15	19:15	23	6	1	7	2	2	0	41	51.4	18:15	18:30	0	0	0	0	0	0	0	0	0	0	0	0	0	0	0	0	
5	1	3	0	0	0	13	17.4			18:30	19:30	8	5	1	6	0	0	0	20	28.3	18:30	18:45	0	0	0	0	0	0	0	0	0	0	0	0	0	0	0	0	
0	0	3	0	0	0	7	10.9			18:45	19:45	4	0	0	3	0	0	0	7	10.9	18:45	19:00	0	0	0	0	0	0	0	0	0	0	0	0	0	0	0	0	
198	66	105	5	6	0	0	0	890	1061	P/TOT	510	198	66	105	5	6	0	0	0	890	1061	P/TOT	1	0	0	0	0	0	0	0	0	0	0	0	0	0	0		
49	38	72	2	1	0	0	0	272	386																														
149	28	33	3	5	0	0	0	618	674.9																														
										Period I Total:		1		0		0		0		0		0		0		0		0		0		0		0		0			
										Period II Total:		0		0		0		0		0		0		0		0		0		0		0		0		0		0	



DATE: 19/03/2020  
DAY: Thursday

SITE: 4  
LOCATION: Ropers Lane / A228 Peninsula Way  
TOTAL ARMS: A B C D

from arm: D  
to arm: all

period I period II  
from: 07:00 16:00  
to: 10:00 19:00

DATE: 19/03/2020  
DAY: Thursday

SITE: 4  
LOCATION: Ropers Lane / A228 Peninsula Way  
TOTAL ARMS: A B C D

				per quarter of an hour													
OGV2	PSV	MCL	PCL	TOT	PCU.h	from	to	CAR	LGV	OGV1	OGV2	PSV	MCL	PCL	TOT	PCU	
2.3	2	0.4	0.2					1	1	1.5	2.3	2	0.4	0.2			
						PCU factor											
01:00	01:00	01:00	01:00	01:00	01:00	INTERVAL		00:15	00:15	00:15	00:15	00:15	00:15	00:15	00:15	00:15	
0	0	0	0	1	1	07:00	07:15	13	3	1	2	0	0	0	19	22.1	
0	0	0	0	1	1	07:15	07:30	12	3	7	5	0	1	0	28	37.4	
0	0	0	0	0	0	07:30	07:45	14	6	5	7	0	0	0	32	43.6	
0	0	0	0	0	0	07:45	08:00	15	5	7	9	0	0	0	36	51.2	
0	0	0	0	0	0	08:00	08:15	14	7	3	7	1	0	0	32	43.6	
0	0	0	0	0	0	08:15	08:30	12	6	3	6	0	0	0	27	36.3	
0	0	0	0	0	0	08:30	08:45	16	5	7	1	0	0	0	29	33.8	
0	0	0	0	0	0	08:45	09:00	11	1	2	6	0	0	0	20	28.8	
0	0	0	0	0	0	09:00	09:15	20	4	0	5	1	0	0	30	37.5	
0	0	0	0	0	0	09:15	09:30	22	4	5	9	1	0	0	41	56.2	
0	0	0	0	0	0	09:30	09:45	13	5	6	9	1	1	0	35	50.1	
0	0	0	0	0	0	09:45	10:00	25	5	0	8	0	0	0	38	48.4	
0	0	0	0	0	0	16:00	16:15	60	32	2	3	2	0	0	99	105.9	
0	0	0	0	0	0	16:15	16:30	49	23	2	4	0	0	0	78	84.2	
0	0	0	0	0	0	16:30	16:45	36	23	5	1	1	0	0	66	70.8	
0	0	0	0	0	0	16:45	17:00	62	17	4	5	0	0	0	88	96.5	
0	0	0	0	0	0	17:00	17:15	91	24	3	6	0	0	0	124	133.3	
0	0	0	0	0	0	17:15	17:30	32	11	4	2	0	1	0	50	54	
0	0	0	0	0	0	17:30	17:45	44	14	5	3	0	1	0	67	72.8	
0	0	0	0	0	0	17:45	18:00	49	6	4	2	0	1	0	62	66	
0	0	0	0	0	0	18:00	18:15	49	11	0	1	0	1	0	62	62.7	
0	0	0	0	0	0	18:15	18:30	24	2	0	1	3	2	0	32	35.1	
0	0	0	0	0	0	18:30	18:45	11	5	1	3	0	0	0	20	24.4	
0	0	0	0	0	0	18:45	19:00	11	1	0	3	0	0	0	15	18.9	
0	0	0	0	0	0	P/TOT		705	223	76	108	10	8	0	0	1130	1314

Period I Total: 187 54 46 74 4 2 0 0 0 367 489  
Period II Total: 518 169 30 34 6 6 0 0 0 763 824.6

				per hour														
OGV2	PSV	MCL	PCL	TOT	PCU.h	from	to	CAR	LGV	OGV1	OGV2	PSV	MCL	PCL	TOT	PCU		
2.3	2	0.4	0.2					1	1	1.5	2.3	2	0.4	0.2				
						PCU factor												
01:00	01:00	01:00	01:00	01:00	01:00	INTERVAL		00:15	00:15	00:15	00:15	00:15	00:15	00:15	00:15	00:15		
07:00	08:00	54	17	20	23	0	1	0	115	154.3	07:00	07:15	39	10	3	6	0	0
07:15	08:15	55	21	22	28	1	1	0	128	175.8	07:15	07:30	49	19	1	7	0	0
07:30	08:30	55	24	18	29	1	0	0	127	174.7	07:30	07:45	33	12	2	11	1	0
07:45	08:45	57	23	20	23	1	0	0	124	164.9	07:45	08:00	44	11	3	13	1	0
08:00	09:00	53	19	15	20	1	0	0	108	142.5	08:00	08:15	32	12	4	7	0	0
08:15	09:15	59	16	12	18	1	0	0	106	136.4	08:15	08:30	24	6	2	9	2	0
08:30	09:30	69	14	14	21	2	0	0	120	156.3	08:30	08:45	27	6	3	3	0	1
08:45	09:45	66	14	13	29	3	1	0	126	172.6	08:45	09:00	35	7	2	3	2	1
09:00	10:00	80	18	11	31	3	1	0	144	192.2	09:00	09:15	40	3	4	12	2	0
09:15	10:15	60	14	11	26	2	1	0	114	154.7	09:15	09:30	26	8	3	9	0	0
09:30	10:30	38	10	6	17	1	1	0	73	98.5	09:30	09:45	29	5	5	6	0	0
09:45	10:45	25	5	0	8	0	0	0	38	48.4	09:45	10:00	33	4	4	3	1	1
16:00	17:00	207	95	13	13	3	0	0	331	357.4	16:00	16:15	23	20	7	5	0	0
16:15	17:15	238	87	14	16	1	0	0	356	384.8	16:15	16:30	20	13	4	4	0	0
16:30	17:30	221	75	16	14	1	1	0	328	354.6	16:30	16:45	14	13	2	6	0	0
16:45	17:45	229	66	16	16	0	2	0	329	356.6	16:45	17:00	20	10	4	6	0	0
17:00	18:00	216	55	16	13	0	3	0	303	326.1	17:00	17:15	25	10	1	4	0	1
17:15	18:15	174	42	13	8	0	4	0	241	255.5	17:15	17:30	20	10	1	5	0	0
17:30	18:30	166	33	9	7	3	5	0	223	236.6	17:30	17:45	21	3	1	3	0	0
17:45	18:45	133	24	5	7	3	4	0	176	188.2	17:45	18:00	17	3	0	3	0	0
18:00	19:00	95	19	1	8	3	3	0	129	141.1	18:00	18:15	13	4	0	6	1	0
18:15	19:15	46	8	1	7	3	2	0	67	78.4	18:15	18:30	15	1	0	3	0	0
18:30	19:30	22	6	1	6	0	0	0	35	43.3	18:30	18:45	13	0	1	4	2	0
18:45	19:45	11	1	0	3	0	0	0	15	18.9	18:45	19:00	10	0	0	4	1	0
07:00	19:00	705	223	76	108	10	8	0	0	0	0	0	0	0	1130	1314		

Period I Total: 411 103 36 89 9 3  
Period II Total: 211 87 21 53 4 1



from arm: **all**      from: 07:00 16:00      DATE: 19/03/2020      SITE: 4      from arm: **all**      from: 07:00 16:00  
to arm: **D**      to: 10:00 19:00      DAY: Thursday      LOCATION: Ropers Lane / A228 Peninsula Way      to arm: **all**      to: 10:00 19:00  
TOTAL ARMS: A B C D

PCL			TOT	PCU	from	to	CAR	LGV	OGV1	OGV2	PSV	MCL	PCL	TOT	PCU.h	from	to	CAR	LGV	OGV1	OGV2	PSV	MCL	PCL	TOT	PCU	from	to	CAR	LGV	OGV1	OGV2	PSV	MCL	PCL	TOT	PCU				
0.2					PCU factor		1	1	1.5	2.3	2	0.4	0.2			PCU factor		1	1	1.5	2.3	2	0.4	0.2			PCU factor		1	1	1.5	2.3	2	0.4	0.2						
00:15			00:15	00:15	INTERVAL		01:00	01:00	01:00	01:00	01:00	01:00	01:00	01:00	01:00	INTERVAL		00:15	00:15	00:15	00:15	00:15	00:15	00:15	00:15	00:15	INTERVAL		01:00	01:00	01:00	01:00	01:00	01:00	01:00	01:00	01:00				
0	0	0	58	67.3	07:00	08:00	165	52	9	37	2	0	0	265	319.6	07:00	07:15	178	43	9	14	8	0	0	252	282.7	AM	07:00	08:00	803	231	59	104	21	4	0					
0	0	0	76	85.6	07:15	08:15	158	54	10	38	2	0	0	262	318.4	07:15	07:30	204	65	15	25	3	2	0	314	355.8	AM	07:15	08:15	821	241	64	116	17	5	0					
0	0	0	59	75.3	07:30	08:30	133	41	11	40	4	0	0	229	290.5	07:30	07:45	207	67	12	28	5	2	0	321	367.2	AM	07:30	08:30	788	205	68	121	23	3	0					
0	0	0	72	91.4	07:45	08:45	127	35	12	32	3	1	0	210	260	07:45	08:00	214	56	23	37	5	0	0	335	399.6	AM	07:45	08:45	769	175	79	116	19	2	0					
0	0	0	55	66.1	08:00	09:00	118	31	11	22	4	2	0	188	224.9	08:00	08:15	196	53	14	26	4	1	0	294	338.2	AM	08:00	09:00	704	148	68	104	18	3	0					
0	0	0	43	57.7	08:15	09:15	126	22	11	27	6	2	0	194	239.4	08:15	08:30	171	29	19	30	9	0	0	258	315.5	AM	08:15	09:15	666	127	66	110	18	2	0					
0	0	0	40	44.8	08:30	09:30	128	24	12	27	4	2	0	197	240.9	08:30	08:45	188	37	23	23	1	1	0	273	314.8	AM	08:30	09:30	657	136	59	113	11	2	0					
0	0	0	50	56.3	08:45	09:45	130	23	14	30	4	1	0	202	251.4	08:45	09:00	149	29	12	25	4	1	0	220	261.9	AM	08:45	09:45	621	133	55	120	15	2	1					
0	0	0	61	80.6	09:00	10:00	128	20	16	30	3	1	0	198	247.4	09:00	09:15	158	32	12	32	4	0	0	238	289.6	AM	09:00	10:00	634	134	56	119	14	4	1					
0	0	0	46	59.2	09:15	10:15	88	17	12	18	1	1	0	137	166.8	09:15	09:30	162	38	12	33	2	0	0	247	297.9	AM	09:15	10:15	476	102	44	87	10	4	1					
0	0	0	45	55.3	09:30	10:30	62	9	9	9	1	1	0	91	107.6	09:30	09:45	152	34	19	30	5	1	1	242	294.1	AM	09:30	10:30	314	64	32	54	8	4	1					
0	0	0	46	52.3	09:45	10:45	33	4	4	3	1	1	0	46	52.3	09:45	10:00	162	30	13	24	3	3	0	235	273.9	AM	09:45	10:45	162	30	13	24	3	3	0					
0	0	0	55	65	16:00	17:00	77	56	17	21	0	0	0	171	206.8	16:00	16:15	237	101	13	15	7	2	0	375	406.8	PM	16:00	17:00	936	320	50	54	16	3	1					
0	0	0	41	48.2	16:15	17:15	79	46	11	20	0	1	0	157	187.9	16:15	16:30	222	73	12	9	2	0	0	318	337.7	PM	16:15	17:15	992	282	49	53	9	3	2					
0	0	0	35	43.8	16:30	17:30	79	43	8	21	0	1	0	152	182.7	16:30	16:45	227	80	12	13	4	1	0	337	363.3	PM	16:30	17:30	999	264	45	56	7	5	2					
0	0	0	40	49.8	16:45	17:45	86	33	7	18	0	1	0	145	171.3	16:45	17:00	250	66	13	17	3	0	1	350	380.8	PM	16:45	17:45	984	229	40	56	5	5	3					
0	0	0	41	46.1	17:00	18:00	83	26	3	15	0	1	0	128	148.4	17:00	17:15	293	63	12	14	0	2	1	385	407.2	PM	17:00	18:00	931	188	35	48	4	9	2					
0	0	0	36	43	17:15	18:15	71	20	2	17	1	0	0	111	135.1	17:15	17:30	229	55	8	12	0	2	0	306	324.4	PM	17:15	18:15	808	156	25	48	7	11	1					
0	0	0	28	32.4	17:30	18:30	66	11	1	15	1	0	0	94	115	17:30	17:45	212	45	7	13	2	1	1	281	302	PM	17:30	18:30	743	120	21	44	11	12	1					
0	0	0	23	26.9	17:45	18:45	58	8	1	16	3	0	0	86	110.3	17:45	18:00	197	25	8	9	2	4	0	245	260.3	PM	17:45	18:45	645	95	20	41	13	14	0					
0	0	0	24	32.8	18:00	19:00	51	5	1	17	4	0	0	78	104.6	18:00	18:15	170	31	2	14	3	4	0	224	243.8	PM	18:00	19:00	554	88	14	45	13	12	0					
0	0	0	19	22.9	18:15	19:15	38	1	1	11	3	0	0	54	71.8	18:15	18:30	164	19	4	8	4	3	0	202	216.6	PM	18:15	19:15	384	57	12	31	10	8	0					
0	0	0	20	27.7	18:30	19:30	23	0	1	8	3	0	0	35	48.9	18:30	18:45	114	20	6	10	4	3	0	157	175.2	PM	18:30	19:30	220	38	8	23	6	5	0					
0	0	0	15	21.2	18:45	19:45	10	0	0	4	1	0	0	15	21.2	18:45	19:00	106	18	2	13	2	2	0	143	161.7	PM	18:45	19:45	106	18	2	13	2	2	0					
0	0	0	1028	1252	P/TOT		622	190	57	142	13	4	0	0	1028	1252	P/TOT		4562	1109	282	474	86	35	4	0	0	6552	7371	P/TOT		4562	1109	282	474	86	35	4	0		

Period I Total: 2141 513 183 327 53 11 1 0 0 3229 3791  
Period II Total: 2421 596 99 147 33 24 3 0 0 3323 3580

from: to:  
07:15 08:15 AM Peak Hour AM 07:00 10:00  
N/A N/A MID Peak Hour MID 10:00 16:00  
16:15 17:15 PM Peak Hour PM 16:00 19:00  
16:15 ##### TOT Peak Hour

023 / HOO, MEDWAY  
March 2020  
Classified Turning Count

DATE: 19/03/2020  
DAY: Thursday

TOT	PCU.h
01:00	01:00
1222	1405
1264	1461
1208	1421
1160	1368
1045	1230
989	1182
978	1164
947	1144
962	1156
724	865.9
477	568
235	273.9
1380	1489
1390	1489
1378	1476
1322	1414
1217	1294
1056	1131
952	1023
828	895.9
726	797.3
502	553.5
300	336.9
143	161.7
0	6552
	7371

AM Peak PCU 1461  
MID Peak PCU 0  
PM Peak PCU 1489  
TOT Peak PCU 1489



SITE: 5  
 LOCATION: A228 Peninsula Way / Bell's Lane / Dux Ct Road  
 TOTAL ARMS: A B C D

from arm: **A**  
 to arm: **A**

period I period II  
 from: 07:00 16:00  
 to: 10:00 19:00

DATE: 19/03/2020  
 DAY: Thursday

per quarter of an hour

from	to	CAR	LGV	OGV1	OGV2	PSV	MCL	PCL	TOT	PCU
PCU factor		1	1	1.5	2.3	2	0.4	0.2		
INTERVAL		00:15	00:15	00:15	00:15	00:15	00:15	00:15	00:15	00:15
07:00	07:15	0	0	0	0	0	0	0	0	0
07:15	07:30	0	0	0	0	0	0	0	0	0
07:30	07:45	0	0	0	0	0	0	0	0	0
07:45	08:00	0	0	0	0	0	0	0	0	0
08:00	08:15	0	0	0	0	0	0	0	0	0
08:15	08:30	0	0	0	0	0	0	0	0	0
08:30	08:45	0	0	0	0	0	0	0	0	0
08:45	09:00	0	0	0	0	0	0	0	0	0
09:00	09:15	0	0	0	0	0	0	0	0	0
09:15	09:30	0	0	0	0	0	0	0	0	0
09:30	09:45	0	0	0	0	0	0	0	0	0
09:45	10:00	0	0	0	0	0	0	0	0	0
16:00	16:15	1	0	0	0	0	0	0	1	1
16:15	16:30	0	0	0	0	0	0	0	0	0
16:30	16:45	0	0	0	0	0	0	0	0	0
16:45	17:00	0	0	0	0	0	0	0	0	0
17:00	17:15	0	0	0	0	0	0	0	0	0
17:15	17:30	0	0	0	0	0	0	0	0	0
17:30	17:45	0	0	0	0	0	0	0	0	0
17:45	18:00	0	0	0	0	0	0	0	0	0
18:00	18:15	0	0	0	0	0	0	0	0	0
18:15	18:30	0	0	0	0	0	0	0	0	0
18:30	18:45	0	0	0	0	0	0	0	0	0
18:45	19:00	0	0	0	0	0	0	0	0	0
P/TOT		1	0	0	0	0	0	0	1	1
Period I Total:		0	0	0	0	0	0	0	0	0
Period II Total:		1	0	0	0	0	0	0	1	1

per hour

from	to	CAR	LGV	OGV1	OGV2	PSV	MCL	PCL	TOT	PCU.h
PCU factor		1	1	1.5	2.3	2	0.4	0.2		
INTERVAL		01:00	01:00	01:00	01:00	01:00	01:00	01:00	01:00	01:00
07:00	08:00	0	0	0	0	0	0	0	0	0
07:15	08:15	0	0	0	0	0	0	0	0	0
07:30	08:30	0	0	0	0	0	0	0	0	0
07:45	08:45	0	0	0	0	0	0	0	0	0
08:00	09:00	0	0	0	0	0	0	0	0	0
08:15	09:15	0	0	0	0	0	0	0	0	0
08:30	09:30	0	0	0	0	0	0	0	0	0
08:45	09:45	0	0	0	0	0	0	0	0	0
09:00	10:00	0	0	0	0	0	0	0	0	0
09:15	10:15	0	0	0	0	0	0	0	0	0
09:30	10:30	0	0	0	0	0	0	0	0	0
09:45	10:45	0	0	0	0	0	0	0	0	0
16:00	17:00	1	0	0	0	0	0	0	1	1
16:15	17:15	0	0	0	0	0	0	0	0	0
16:30	17:30	0	0	0	0	0	0	0	0	0
16:45	17:45	0	0	0	0	0	0	0	0	0
17:00	18:00	0	0	0	0	0	0	0	0	0
17:15	18:15	0	0	0	0	0	0	0	0	0
17:30	18:30	0	0	0	0	0	0	0	0	0
17:45	18:45	0	0	0	0	0	0	0	0	0
18:00	19:00	0	0	0	0	0	0	0	0	0
18:15	19:15	0	0	0	0	0	0	0	0	0
18:30	19:30	0	0	0	0	0	0	0	0	0
18:45	19:45	0	0	0	0	0	0	0	0	0
P/TOT		1	0	0	0	0	0	0	1	1



11023 / HOO, MEDWAY  
March 2020  
Classified Turning Count



SITE: 5  
LOCATION: A228 Peninsula Way / Bell's Lane / Dux Ct Road  
TOTAL ARMS: A B C D  
from arm: A to arm: B  
DATE: 19/03/2020 DAY: Thursday  
from: 07:00 to: 10:00  
period I period II

per quarter of an hour

from	to	CAR	LGV	OGV1	OGV2	PSV	MCL	PCL	TOT	PCU
PCU factor		1	1	1.5	2.3	2	0.4	0.2		
INTERVAL		00:15	00:15	00:15	00:15	00:15	00:15	00:15	00:15	00:15
07:00	07:15	20	6	0	0	10	0	0	36	46
07:15	07:30	16	3	1	0	6	0	0	26	32.5
07:30	07:45	24	6	2	0	4	0	0	36	41
07:45	08:00	20	7	6	0	1	0	0	34	38
08:00	08:15	22	6	4	0	1	0	0	33	36
08:15	08:30	22	5	1	0	0	0	0	28	28.5
08:30	08:45	23	9	2	0	0	0	0	34	35
08:45	09:00	37	1	0	0	0	1	0	39	38.4
09:00	09:15	10	2	0	0	2	0	0	14	16
09:15	09:30	15	1	0	0	0	0	0	16	16
09:30	09:45	12	5	0	0	0	0	0	17	17
09:45	10:00	14	3	0	0	0	0	0	17	17
16:00	16:15	13	3	0	0	0	0	0	16	16
16:15	16:30	18	5	0	0	0	0	0	23	23
16:30	16:45	15	3	0	0	0	0	0	18	18
16:45	17:00	15	3	0	0	0	0	0	18	18
17:00	17:15	19	2	0	0	0	0	0	21	21
17:15	17:30	9	0	0	0	0	0	0	9	9
17:30	17:45	8	5	0	0	0	0	0	13	13
17:45	18:00	2	1	0	0	0	0	0	3	3
18:00	18:15	8	2	0	0	0	0	0	10	10
18:15	18:30	4	0	0	0	0	0	0	4	4
18:30	18:45	3	0	0	0	0	0	0	3	3
18:45	19:00	8	0	0	0	0	0	0	8	8
P/TOT		357	78	16	0	24	1	0	476	507.4
Period I Total:		235	54	16	0	24	1	0	330	361.4
Period II Total:		122	24	0	0	0	0	0	146	146

per hour

from	to	CAR	LGV	OGV1	OGV2	PSV	MCL	PCL	TOT	PCU.h
PCU factor		1	1	1.5	2.3	2	0.4	0.2		
INTERVAL		01:00	01:00	01:00	01:00	01:00	01:00	01:00	01:00	01:00
07:00	08:00	80	22	9	0	21	0	0	132	157.5
07:15	08:15	82	22	13	0	12	0	0	129	147.5
07:30	08:30	88	24	13	0	6	0	0	131	143.5
07:45	08:45	87	27	13	0	2	0	0	129	137.5
08:00	09:00	104	21	7	0	1	1	0	134	137.9
08:15	09:15	92	17	3	0	2	1	0	115	117.9
08:30	09:30	85	13	2	0	2	1	0	103	105.4
08:45	09:45	74	9	0	0	2	1	0	86	87.4
09:00	10:00	51	11	0	0	2	0	0	64	66
09:15	10:15	41	9	0	0	0	0	0	50	50
09:30	10:30	26	8	0	0	0	0	0	34	34
09:45	10:45	14	3	0	0	0	0	0	17	17
16:00	17:00	61	14	0	0	0	0	0	75	75
16:15	17:15	67	13	0	0	0	0	0	80	80
16:30	17:30	58	8	0	0	0	0	0	66	66
16:45	17:45	51	10	0	0	0	0	0	61	61
17:00	18:00	38	8	0	0	0	0	0	46	46
17:15	18:15	27	8	0	0	0	0	0	35	35
17:30	18:30	22	8	0	0	0	0	0	30	30
17:45	18:45	17	3	0	0	0	0	0	20	20
18:00	19:00	23	2	0	0	0	0	0	25	25
18:15	19:15	15	0	0	0	0	0	0	15	15
18:30	19:30	11	0	0	0	0	0	0	11	11
18:45	19:45	8	0	0	0	0	0	0	8	8
P/TOT		357	78	16	0	24	1	0	476	507.4

per quarter of an hour

from	to	CAR	LGV	OGV1	OGV2	PSV	MCL	PCL	TOT	PCU
PCU factor		1	1	1.5	2.3	2	0.4	0.2		
INTERVAL		00:15	00:15	00:15	00:15	00:15	00:15	00:15	00:15	00:15
07:00	07:15	0	0	0	0	0	0	0	0	0
07:15	07:30	0	0	0	0	0	0	0	0	0
07:30	07:45	0	0	1	0	0	0	0	1	1.5
07:45	08:00	4	3	0	0	1	0	0	8	9
08:00	08:15	3	0	0	0	0	0	0	3	3
08:15	08:30	3	0	1	0	0	0	0	4	4.5
08:30	08:45	4	1	0	0	0	0	0	5	5
08:45	09:00	11	1	1	0	0	0	0	13	13.5
09:00	09:15	6	0	1	0	0	0	0	7	7.5
09:15	09:30	4	0	0	0	0	0	0	4	4
09:30	09:45	2	1	0	0	0	0	0	3	3
09:45	10:00	3	2	0	0	0	0	0	5	5
16:00	16:15	3	0	0	0	0	0	0	3	3
16:15	16:30	6	2	0	0	0	0	0	8	8
16:30	16:45	3	0	0	0	0	0	0	3	3
16:45	17:00	3	0	0	0	0	0	0	3	3
17:00	17:15	2	1	0	0	0	0	0	3	3
17:15	17:30	4	1	0	0	0	0	0	5	5
17:30	17:45	3	0	0	0	0	0	0	3	3
17:45	18:00	5	0	0	0	0	0	0	5	5
18:00	18:15	2	0	0	0	0	0	0	2	2
18:15	18:30	3	0	0	0	0	0	0	3	3
18:30	18:45	2	0	0	0	0	0	0	2	2
18:45	19:00	2	0	0	0	0	0	0	2	2
P/TOT		78	12	4	0	1	0	0	95	98
Period I Total:		40	8	4	0	1	0	0	53	56
Period II Total:		38	4	0	0	0	0	0	42	42





period I period II  
07:00 16:00  
10:00 19:00

DATE: 19/03/2020  
DAY: Thursday

SITE: 5  
LOCATION: A228 Peninsula Way / Bell's Lane / Dux Ct Road  
TOTAL ARMS: A B C D

from arm: A  
to arm: D

period I period II  
from: 07:00 16:00  
to: 10:00 19:00

DATE: 19/03/2020  
DAY: Thursday

SITE: 5  
LOCATION: A228 Peninsula Way /  
TOTAL ARMS: A B C

per hour								TOT	PCU.h	per quarter of an hour								TOT	PCU																																																																																																																																																																																																																																																																																																																																																																																																																																																																																																																																																																																																																																																																																																																																																																																																																																																																																																																																																																																																																																																
CAR	LGV	OGV1	OGV2	PSV	MCL	PCL			from	to	CAR	LGV	OGV1	OGV2	PSV	MCL	PCL			from	to	CAR	LGV	OGV1	OGV2	PSV	MCL	PCL																																																																																																																																																																																																																																																																																																																																																																																																																																																																																																																																																																																																																																																																																																																																																																																																																																																																																																																																																																																																																																							
1	1	1.5	2.3	2	0.4	0.2					1	1	1.5	2.3	2	0.4	0.2						1	1	1.5	2.3	2	0.4	0.2																																																																																																																																																																																																																																																																																																																																																																																																																																																																																																																																																																																																																																																																																																																																																																																																																																																																																																																																																																																																																																						
PCU factor								TOT	PCU.h	PCU factor								TOT	PCU																																																																																																																																																																																																																																																																																																																																																																																																																																																																																																																																																																																																																																																																																																																																																																																																																																																																																																																																																																																																																																																
INTERVAL								00:15	00:15	INTERVAL								00:15	00:15																																																																																																																																																																																																																																																																																																																																																																																																																																																																																																																																																																																																																																																																																																																																																																																																																																																																																																																																																																																																																																																
01:00	01:00	01:00	01:00	01:00	01:00	01:00	01:00	01:00	01:00	07:00	07:15	07:15	07:30	07:30	07:45	07:45	08:00	08:00	08:15	08:15	08:30	08:30	08:45	08:45	09:00	09:00	09:15	09:15	09:30	09:30	09:45	09:45	10:00	10:00	10:15	10:15	10:30	10:30	10:45	10:45	11:00	11:00	11:15	11:15	11:30	11:30	11:45	11:45	12:00	12:00	12:15	12:15	12:30	12:30	12:45	12:45	13:00	13:00	13:15	13:15	13:30	13:30	13:45	13:45	14:00	14:00	14:15	14:15	14:30	14:30	14:45	14:45	15:00	15:00	15:15	15:15	15:30	15:30	15:45	15:45	16:00	16:00	16:15	16:15	16:30	16:30	16:45	16:45	17:00	17:00	17:15	17:15	17:30	17:30	17:45	17:45	18:00	18:00	18:15	18:15	18:30	18:30	18:45	18:45	19:00	19:00	19:15	19:15	19:30	19:30	19:45	19:45	20:00	20:00	20:15	20:15	20:30	20:30	20:45	20:45	21:00	21:00	21:15	21:15	21:30	21:30	21:45	21:45	22:00	22:00	22:15	22:15	22:30	22:30	22:45	22:45	23:00	23:00	23:15	23:15	23:30	23:30	23:45	23:45	24:00	24:00	24:15	24:15	24:30	24:30	24:45	24:45	25:00	25:00	25:15	25:15	25:30	25:30	25:45	25:45	26:00	26:00	26:15	26:15	26:30	26:30	26:45	26:45	27:00	27:00	27:15	27:15	27:30	27:30	27:45	27:45	28:00	28:00	28:15	28:15	28:30	28:30	28:45	28:45	29:00	29:00	29:15	29:15	29:30	29:30	29:45	29:45	30:00	30:00	30:15	30:15	30:30	30:30	30:45	30:45	31:00	31:00	31:15	31:15	31:30	31:30	31:45	31:45	32:00	32:00	32:15	32:15	32:30	32:30	32:45	32:45	33:00	33:00	33:15	33:15	33:30	33:30	33:45	33:45	34:00	34:00	34:15	34:15	34:30	34:30	34:45	34:45	35:00	35:00	35:15	35:15	35:30	35:30	35:45	35:45	36:00	36:00	36:15	36:15	36:30	36:30	36:45	36:45	37:00	37:00	37:15	37:15	37:30	37:30	37:45	37:45	38:00	38:00	38:15	38:15	38:30	38:30	38:45	38:45	39:00	39:00	39:15	39:15	39:30	39:30	39:45	39:45	40:00	40:00	40:15	40:15	40:30	40:30	40:45	40:45	41:00	41:00	41:15	41:15	41:30	41:30	41:45	41:45	42:00	42:00	42:15	42:15	42:30	42:30	42:45	42:45	43:00	43:00	43:15	43:15	43:30	43:30	43:45	43:45	44:00	44:00	44:15	44:15	44:30	44:30	44:45	44:45	45:00	45:00	45:15	45:15	45:30	45:30	45:45	45:45	46:00	46:00	46:15	46:15	46:30	46:30	46:45	46:45	47:00	47:00	47:15	47:15	47:30	47:30	47:45	47:45	48:00	48:00	48:15	48:15	48:30	48:30	48:45	48:45	49:00	49:00	49:15	49:15	49:30	49:30	49:45	49:45	50:00	50:00	50:15	50:15	50:30	50:30	50:45	50:45	51:00	51:00	51:15	51:15	51:30	51:30	51:45	51:45	52:00	52:00	52:15	52:15	52:30	52:30	52:45	52:45	53:00	53:00	53:15	53:15	53:30	53:30	53:45	53:45	54:00	54:00	54:15	54:15	54:30	54:30	54:45	54:45	55:00	55:00	55:15	55:15	55:30	55:30	55:45	55:45	56:00	56:00	56:15	56:15	56:30	56:30	56:45	56:45	57:00	57:00	57:15	57:15	57:30	57:30	57:45	57:45	58:00	58:00	58:15	58:15	58:30	58:30	58:45	58:45	59:00	59:00	59:15	59:15	59:30	59:30	59:45	59:45	60:00	60:00	60:15	60:15	60:30	60:30	60:45	60:45	61:00	61:00	61:15	61:15	61:30	61:30	61:45	61:45	62:00	62:00	62:15	62:15	62:30	62:30	62:45	62:45	63:00	63:00	63:15	63:15	63:30	63:30	63:45	63:45	64:00	64:00	64:15	64:15	64:30	64:30	64:45	64:45	65:00	65:00	65:15	65:15	65:30	65:30	65:45	65:45	66:00	66:00	66:15	66:15	66:30	66:30	66:45	66:45	67:00	67:00	67:15	67:15	67:30	67:30	67:45	67:45	68:00	68:00	68:15	68:15	68:30	68:30	68:45	68:45	69:00	69:00	69:15	69:15	69:30	69:30	69:45	69:45	70:00	70:00	70:15	70:15	70:30	70:30	70:45	70:45	71:00	71:00	71:15	71:15	71:30	71:30	71:45	71:45	72:00	72:00	72:15	72:15	72:30	72:30	72:45	72:45	73:00	73:00	73:15	73:15	73:30	73:30	73:45	73:45	74:00	74:00	74:15	74:15	74:30	74:30	74:45	74:45	75:00	75:00	75:15	75:15	75:30	75:30	75:45	75:45	76:00	76:00	76:15	76:15	76:30	76:30	76:45	76:45	77:00	77:00	77:15	77:15	77:30	77:30	77:45	77:45	78:00	78:00	78:15	78:15	78:30	78:30	78:45	78:45	79:00	79:00	79:15	79:15	79:30	79:30	79:45	79:45	80:00	80:00	80:15	80:15	80:30	80:30	80:45	80:45	81:00	81:00	81:15	81:15	81:30	81:30	81:45	81:45	82:00	82:00	82:15	82:15	82:30	82:30	82:45	82:45	83:00	83:00	83:15	83:15	83:30	83:30	83:45	83:45	84:00	84:00	84:15	84:15	84:30	84:30	84:45	84:45	85:00	85:00	85:15	85:15	85:30	85:30	85:45	85:45	86:00	86:00	86:15	86:15	86:30	86:30	86:45	86:45	87:00	87:00	87:15	87:15	87:30	87:30	87:45	87:45	88:00	88:00	88:15	88:15	88:30	88:30	88:45	88:45	89:00	89:00	89:15	89:15	89:30	89:30	89:45	89:45	90:00	90:00	90:15	90:15	90:30	90:30	90:45	90:45	91:00	91:00	91:15	91:15	91:30	91:30	91:45	91:45	92:00	92:00	92:15	92:15	92:30	92:30	92:45	92:45	93:00	93:00	93:15	93:15	93:30	93:30	93:45	93:45	94:00	94:00	94:15	94:15	94:30	94:30	94:45	94:45	95:00	95:00	95:15	95:15	95:30	95:30	95:45	95:45	96:00	96:00	96:15	96:15	96:30	96:30	96:45	96:45	97:00	97:00	97:15	97:15	97:30	97:30	97:45	97:45	98:00	98:00	98:15	98:15	98:30	98:30	98:45	98:45	99:00	99:00	99:15	99:15	99:30	99:30	99:45	99:45	100:00	100:00	100:15	100:15	100:30	100:30	100:45	100:45	101:00	101:00	101:15	101:15	101:30	101:30	101:45	101:45	102:00	102:00	102:15	102:15	102:30	102:30	102:45	102:45	103:00	103:00	103:15	103:15	103:30	103:30	103:45	103:45	104:00	104:00	104:15	104:15	104:30	104:30	104:45	104:45	105:00	105:00	105:15	105:15	105:30	105:30	105:45	105:45	106:00	106:00	106:15	106:15	106:30	106:30	106:45	106:45	107:00	107:00	107:15	107:15	107:30	107:30	107:45	107:45	108:00	108:00	108:15	108:15	108:30	108:30	108:45	108:45	109:00	109:00	109:15	109:15	109:30	109:30	109:45	109:45	110:00	110:00	110:15	110:15	110:30	110:30	110:45	110:45	111:00	111:00	111:15	111:15	111:30	111:30	111:45	111:45	112:00	112:00	112:15	112:15	112:30	112:30	112:45	112:45	113:00	113:00	113:15	113:15	113:30	113:30	113:45	113:45	114:00	114:00	114:15	114:15	114:30	114:30	114:45	114:45	115:00	115:00	115:15	115:15	115:30	115:30	115:45	115:45	116:00	116:00	116:15	116:15	116:30	116:30	116:45	116:45	117:00	117:00	117:15	117:15	117:30	117:30	117:45	117:45	118:00	118:00	118:15	118:15	118:30	118:30	118:45	118:45	119:00	119:00	119:15	119:15	119:30	119:30	119:45	119:45	120:00	120:00	120:15	120:15	120:30	120:30	120:45	120:45	121:00	121:00	121:15	121:15	121:30	121:30	121:45	121:45	122:00	122:00	122:15	122:15	122:30	122:30	122:45	122:45	123:00	123:00	123:15	123:15	123:30	123:30	123:45	123:45	124:00	124:00	124:15	124:15	124:30	124:30	124:45	124:45	125:00	125:00	125:15	125:15	125:30	125:30	125:45	125:45	126:00	126:00	126:15	126:15	126:30	126:30	126:45	126:45	127:00	127:00	127:15	127:15	127:30	127:30	127:45	127:45	128:00	128:00	128:15	128:15	128:30	128:30	128:45	128:45	129:00	129:00	129:15	129:15	129:30	129:30	129:45	129:45	130:00	130:00	130:15	130:15	130:30	130:30	130:45	130:45	131:00	131:00	131:15	131:15	131:30	131:30	131:45	131:45	132:00	132:00	132:15	132:15	132:30	132:30	132:45	132:45	133:00	133:00	133:15	133:15	133:30	133:30	133:45	133:45	134:00	134:00	134





DATE: 19/03/2020  
DAY: Thursday

SITE: 5  
LOCATION: A228 Peninsula Way / Bell's Lane / Dux Ct Road  
TOTAL ARMS:

from arm: B  
to arm: A

period I period II  
from: 07:00 16:00  
to: 10:00 19:00

DATE: 19/03/2020  
DAY: Thursday

SITE: 5  
LOCATION: A228 Peninsula Way / Bell's Lane / Dux Ct Road  
TOTAL ARMS: A B C D

MCL		PCL		TOT	PCU.h	from	to	per quarter of an hour							TOT	PCU
0.4	0.2							CAR	LGV	OGV1	OGV2	PSV	MCL	PCL		
01:00		01:00		01:00	01:00	INTERVAL		00:15	00:15	00:15	00:15	00:15	00:15	00:15	00:15	00:15
1	0			72	73.9	07:00	07:15	17	2	0	0	0	0	0	19	19
1	0			68	71.4	07:15	07:30	10	4	0	0	0	1	0	15	14.4
0	0			69	77.5	07:30	07:45	8	5	0	0	1	0	0	14	15
0	0			81	92.5	07:45	08:00	2	5	1	0	0	0	0	8	8.5
0	0			99	120	08:00	08:15	10	2	1	0	1	0	0	14	15.5
1	0			96	115.9	08:15	08:30	6	1	1	0	4	0	0	12	16.5
1	0			97	117.9	08:30	08:45	11	3	0	0	3	0	0	17	20
1	0			84	105.9	08:45	09:00	12	4	2	0	9	0	0	27	37
1	0			67	80.4	09:00	09:15	6	2	0	0	1	0	0	9	10
0	0			52	65	09:15	09:30	9	1	1	0	6	0	0	17	23.5
0	0			30	36.5	09:30	09:45	4	2	0	0	5	0	0	11	16
0	0			14	15.5	09:45	10:00	5	1	1	0	1	0	0	8	9.5
0	0			107	125.5	16:00	16:15	12	0	3	0	5	0	0	20	26.5
0	0			100	112	16:15	16:30	13	0	0	0	1	0	0	14	15
0	0			112	124	16:30	16:45	17	3	0	0	5	0	0	25	30
0	0			108	114	16:45	17:00	20	2	0	0	4	0	0	26	30
0	0			95	97	17:00	17:15	16	2	0	0	1	0	0	19	20
1	0			109	109.4	17:15	17:30	19	4	0	0	1	0	0	24	25
1	0			87	86.4	17:30	17:45	23	1	0	0	0	0	0	24	24
1	0			73	72.4	17:45	18:00	12	2	0	0	0	0	0	14	14
1	0			66	65.4	18:00	18:15	20	3	0	0	0	1	0	24	23.4
0	0			32	32	18:15	18:30	8	2	0	0	0	0	0	10	10
0	0			22	22	18:30	18:45	8	0	0	0	0	0	0	8	8
0	0			10	10	18:45	19:00	6	0	0	0	0	0	0	6	6
3	0	0	0	506	562.2	P/TOT		274	51	10	0	48	2	0	385	436.8

Period I Total: 100 32 7 0 31 1 0 0 0 171 204.9  
Period II Total: 174 19 3 0 17 1 0 0 0 214 231.9

MCL		PCL		TOT	PCU.h	from	to	per hour							TOT	PCU
0.4	0.2							CAR	LGV	OGV1	OGV2	PSV	MCL	PCL		
01:00		01:00		01:00	01:00	INTERVAL		01:00	01:00	01:00	01:00	01:00	01:00	01:00	01:00	01:00
37	16			56	56.9	07:00	08:00	37	16	1	0	1	1	0	56	56.9
30	16			51	53.4	07:15	08:15	30	16	2	0	2	1	0	51	53.4
26	13			48	55.5	07:30	08:30	26	13	3	0	6	0	0	48	55.5
29	11			51	60.5	07:45	08:45	29	11	3	0	8	0	0	51	60.5
39	10			70	89	08:00	09:00	39	10	4	0	17	0	0	70	89
35	10			65	83.5	08:15	09:15	35	10	3	0	17	0	0	65	83.5
38	10			70	90.5	08:30	09:30	38	10	3	0	19	0	0	70	90.5
31	9			64	86.5	08:45	09:45	31	9	3	0	21	0	0	64	86.5
24	6			45	59	09:00	10:00	24	6	2	0	13	0	0	45	59
18	4			36	49	09:15	10:15	18	4	2	0	12	0	0	36	49
9	3			19	25.5	09:30	10:30	9	3	1	0	6	0	0	19	25.5
5	1			8	9.5	09:45	10:45	5	1	1	0	1	0	0	8	9.5
62	5			85	101.5	16:00	17:00	62	5	3	0	15	0	0	85	101.5
66	7			84	95	16:15	17:15	66	7	0	0	11	0	0	84	95
72	11			94	105	16:30	17:30	72	11	0	0	11	0	0	94	105
78	9			93	99	16:45	17:45	78	9	0	0	6	0	0	93	99
70	9			81	83	17:00	18:00	70	9	0	0	2	0	0	81	83
74	10			86	86.4	17:15	18:15	74	10	0	0	1	1	0	86	86.4
63	8			72	71.4	17:30	18:30	63	8	0	0	0	1	0	72	71.4
48	7			56	55.4	17:45	18:45	48	7	0	0	0	1	0	56	55.4
42	5			48	47.4	18:00	19:00	42	5	0	0	0	1	0	48	47.4
22	2			24	24	18:15	19:15	22	2	0	0	0	0	0	24	24
14	0			14	14	18:30	19:30	14	0	0	0	0	0	0	14	14
6	0			6	6	18:45	19:45	6	0	0	0	0	0	0	6	6
274	51	10	0	48	2	0	0	0	0	0	0	0	0	0	385	436.8

P/TOT 274 51 10 0 48 2 0 0 0 385 436.8

MCL		PCL		TOT	PCU.h	from	to	per quarter of an hour							TOT	PCU
0.4	0.2							CAR	LGV	OGV1	OGV2	PSV	MCL	PCL		
01:00		01:00		01:00	01:00	INTERVAL		00:15	00:15	00:15	00:15	00:15	00:15	00:15	00:15	00:15
0	0			0	0	07:00	07:15	0	0	0	0	0	0	0	0	0
0	0			0	0	07:15	07:30	0	0	1	0	0	0	0	0	0
0	0			0	0	07:30	07:45	0	0	0	0	0	0	0	0	0
0	0			0	0	07:45	08:00	0	0	0	0	0	0	0	0	0
0	0			0	0	08:00	08:15	0	0	0	0	0	0	0	0	0
0	0			0	0	08:15	08:30	0	0	0	0	0	0	0	0	0
0	0			0	0	08:30	08:45	0	0	0	0	0	0	0	0	0
0	0			0	0	08:45	09:00	0	0	0	0	0	0	0	0	0
0	1			0	1	09:00	09:15	0	1	0	0	0	0	0	0	0
0	0			0	0	09:15	09:30	0	0	0	0	0	0	0	0	0
0	0			0	0	09:30	09:45	0	0	0	0	0	0	0	0	0
0	0			0	0	09:45	10:00	0	0	0	0	0	0	0	0	0
0	0			0	0	16:00	16:15	0	0	0	0	0	0	0	0	0
1	0			0	1	16:15	16:30	1	0	1	0	0	0	0	0	0
0	0			0	0	16:30	16:45	0	0	0	0	0	0	0	0	0
0	0			0	0	16:45	17:00	0	0	0	0	0	0	0	0	0
0	0			0	0	17:00	17:15	0	0	0	0	0	0	0	0	0
0	0			0	0	17:15	17:30	0	0	1	0	0	0	0	0	0
0	1			0	1	17:30	17:45	0	1	0	0	0	0	0	0	0
0	0			0	0	17:45	18:00	0	0	0	0	0	0	0	0	0
0	0			0	0	18:00	18:15	0	0	0	0	0	0	0	0	0
0	0			0	0	18:15	18:30	0	0	0	0	0	0	0	0	0
0	0			0	0	18:30	18:45	0	0	0	0	0	0	0	0	0
0	0			0	0	18:45	19:00	0	0	0	0	0	0	0	0	0
1	2	3	0	0	0	0	0	1	2	3	0	0	0	0	0	0

Period I Total: 0 1 1 0 0 0 0 0 0  
Period II Total: 1 1 2 0 0 0 0 0 0



from arm: **B**  
to arm: **B**  
period I from: 07:00 16:00  
period II to: 10:00 19:00

DATE: 19/03/2020  
DAY: Thursday  
SITE: 5  
LOCATION: A228 Peninsula Way / Bell's Lane / Dux Ct Road  
TOTAL ARMS: A B C D

from arm: **B**  
to arm: **C**  
period I from: 07:00 16:00  
period II to: 10:00 19:00

DATE: 19/03/2020  
DAY: Thursday

		per hour															
TOT	PCU	from	to	CAR	LGV	OGV1	OGV2	PSV	MCL	PCL							
		PCU factor															
		1	1	1.5	2.3	2	0.4	0.2									
		INTERVAL															
		01:00	01:00	01:00	01:00	01:00	01:00	01:00									
0	0	07:00	08:00	0	0	1	0	0	0	0							
1	1.5	07:15	08:15	0	0	1	0	0	0	0							
0	0	07:30	08:30	0	0	0	0	0	0	0							
0	0	07:45	08:45	0	0	0	0	0	0	0							
0	0	08:00	09:00	0	0	0	0	0	0	0							
0	0	08:15	09:15	0	1	0	0	0	0	0							
0	0	08:30	09:30	0	1	0	0	0	0	0							
0	0	08:45	09:45	0	1	0	0	0	0	0							
1	1	09:00	10:00	0	1	0	0	0	0	0							
0	0	09:15	10:15	0	0	0	0	0	0	0							
0	0	09:30	10:30	0	0	0	0	0	0	0							
0	0	09:45	10:45	0	0	0	0	0	0	0							
0	0	16:00	17:00	1	0	1	0	0	0	0							
2	2.5	16:15	17:15	1	0	1	0	0	0	0							
0	0	16:30	17:30	0	0	1	0	0	0	0							
0	0	16:45	17:45	0	1	1	0	0	0	0							
0	0	17:00	18:00	0	1	1	0	0	0	0							
1	1.5	17:15	18:15	0	1	1	0	0	0	0							
1	1	17:30	18:30	0	1	0	0	0	0	0							
0	0	17:45	18:45	0	0	0	0	0	0	0							
0	0	18:00	19:00	0	0	0	0	0	0	0							
0	0	18:15	19:15	0	0	0	0	0	0	0							
0	0	18:30	19:30	0	0	0	0	0	0	0							
0	0	18:45	19:45	0	0	0	0	0	0	0							
0	6	P/TOT							1	2	3	0	0	0	0	0	0

0 2 2.5  
0 4 5

		per quarter of an hour															
TOT	PCU.h	from	to	CAR	LGV	OGV1	OGV2	PSV	MCL	PCL							
		PCU factor															
		1	1	1.5	2.3	2	0.4	0.2									
		INTERVAL															
		00:15	00:15	00:15	00:15	00:15	00:15	00:15									
1	1.5	07:00	07:15	25	3	2	0	0	0	0							
1	1.5	07:15	07:30	20	9	3	0	0	0	0							
0	0	07:30	07:45	23	7	1	1	0	1	0							
0	0	07:45	08:00	22	11	2	0	0	0	0							
0	0	08:00	08:15	31	6	2	0	0	0	0							
1	1	08:15	08:30	29	9	0	0	0	0	0							
1	1	08:30	08:45	23	5	6	2	0	0	0							
1	1	08:45	09:00	42	4	3	1	0	0	0							
1	1	09:00	09:15	34	8	3	0	1	0	0							
0	0	09:15	09:30	27	3	2	0	0	0	0							
0	0	09:30	09:45	28	7	2	0	0	0	0							
0	0	09:45	10:00	34	2	1	0	1	0	0							
2	2.5	16:00	16:15	56	7	3	0	1	1	0							
2	2.5	16:15	16:30	66	11	1	0	0	1	0							
1	1.5	16:30	16:45	72	11	2	0	1	2	0							
2	2.5	16:45	17:00	76	10	2	0	1	1	0							
2	2.5	17:00	17:15	61	17	2	0	0	0	0							
2	2.5	17:15	17:30	67	21	2	0	0	0	0							
1	1	17:30	17:45	88	11	0	0	1	2	0							
0	0	17:45	18:00	77	9	0	0	0	0	0							
0	0	18:00	18:15	69	7	1	0	0	1	0							
0	0	18:15	18:30	67	4	2	0	0	1	0							
0	0	18:30	18:45	52	11	0	0	0	0	0							
0	0	18:45	19:00	41	8	1	0	0	0	0							
0	6	P/TOT							1130	201	43	4	6	10	0	0	0

Period I Total: 338 74 27 4 2 1 0 0 0 446 466.1  
Period II Total: 792 127 16 0 4 9 0 0 0 948 954.6

		per hour															
TOT	PCU	from	to	CAR	LGV	OGV1	OGV2	PSV	MCL	PCL							
		PCU factor															
		1	1	1.5	2.3	2	0.4	0.2									
		INTERVAL															
		01:00	01:00	01:00	01:00	01:00	01:00	01:00									
30	31	07:00	08:00	90	30	8	1	0	1	0							
32	33.5	07:15	08:15	96	33	8	1	0	1	0							
33	34.2	07:30	08:30	105	33	5	1	0	1	0							
35	36	07:45	08:45	105	31	10	2	0	1	0							
39	40	08:00	09:00	125	24	11	3	0	0	0							
38	38	08:15	09:15	128	26	12	3	1	0	0							
36	41.6	08:30	09:30	126	20	14	3	1	0	0							
50	52.8	08:45	09:45	131	22	10	1	1	0	0							
46	48.5	09:00	10:00	123	20	8	0	2	0	0							
32	33	09:15	10:15	89	12	5	0	1	0	0							
37	38	09:30	10:30	62	9	3	0	1	0	0							
38	39.5	09:45	10:45	34	2	1	0	1	0	0							
68	69.9	16:00	17:00	270	39	8	0	3	5	0							
79	78.9	16:15	17:15	275	49	7	0	2	4	0							
88	88.8	16:30	17:30	276	59	8	0	2	3	0							
90	91.4	16:45	17:45	292	59	6	0	2	3	0							
80	81	17:00	18:00	293	58	4	0	1	2	0							
90	91	17:15	18:15	301	48	3	0	1	3	0							
102	101.8	17:30	18:30	301	31	3	0	1	4	0							
86	86	17:45	18:45	265	31	3	0	0	2	0							
78	77.9	18:00	19:00	229	30	4	0	0	2	0							
74	74.4	18:15	19:15	160	23	3	0	0	1	0							
63	63	18:30	19:30	93	19	1	0	0	0	0							
50	50.5	18:45	19:45	41	8	1	0	0	0	0							
0	0	P/TOT							1130	201	43	4	6	10	0	0	0

2020 SITE: 5 from arm: **B**  
ay LOCATION: A228 Peninsula Way / Bell's Lane / Dux Ct Road to arm: **D**  
TOTAL ARMS: A B C D

period I period II  
from: 07:00 16:00  
to: 10:00 19:00

DATE: 19/03/2020 SITE: 5 from arm: **B**  
DAY: Thursday LOCATION: A228 Peninsula Way / Bell's Lane / Dux Ct Road to arm: **all**  
TOTAL ARMS: A B C D

PCU.h		per quarter of an hour								TOT	PCU
from	to	CAR	LGV	OGV1	OGV2	PSV	MCL	PCL			
PCU factor		1	1	1.5	2.3	2	0.4	0.2			
01:00	INTERVAL	00:15	00:15	00:15	00:15	00:15	00:15	00:15	00:15	00:15	
134.7	07:00 07:15	82	26	6	9	2	0	0	125	141.7	
143.7	07:15 07:30	100	42	3	15	1	0	0	161	183	
148.2	07:30 07:45	90	31	5	19	2	1	0	148	176.6	
155.6	07:45 08:00	88	35	11	18	2	0	0	154	184.9	
172.4	08:00 08:15	61	29	10	14	1	0	0	115	139.2	
180.9	08:15 08:30	56	14	7	19	2	0	0	98	128.2	
175.9	08:30 08:45	71	12	5	13	1	1	0	103	122.8	
172.3	08:45 09:00	48	11	4	11	2	1	0	77	94.7	
159	09:00 09:15	57	19	6	20	3	0	0	105	137	
110.5	09:15 09:30	46	18	4	13	0	0	0	81	99.9	
77.5	09:30 09:45	74	16	11	7	1	0	0	109	124.6	
39.5	09:45 10:00	61	9	9	7	4	2	0	92	108.4	
329	16:00 16:15	78	38	9	10	1	1	0	137	154.9	
340.1	16:15 16:30	86	29	6	6	1	0	0	128	139.8	
352.2	16:30 16:45	94	32	6	13	1	1	0	147	167.3	
365.2	16:45 17:00	98	28	3	7	2	0	0	138	150.6	
359.8	17:00 17:15	97	27	4	7	0	0	0	135	146.1	
356.7	17:15 17:30	116	25	3	10	0	0	0	154	168.5	
340.1	17:30 17:45	94	18	3	9	1	0	0	125	139.2	
301.3	17:45 18:00	76	9	3	10	1	1	0	100	114.9	
265.8	18:00 18:15	66	12	2	10	0	2	0	92	104.8	
187.9	18:15 18:30	80	6	2	9	0	2	0	99	110.5	
113.5	18:30 18:45	52	9	3	4	3	1	0	72	81.1	
50.5	18:45 19:00	48	7	2	6	1	1	0	65	74.2	
1421	P/TOT	1819	502	127	266	32	14	0	2760	3193	

Period I Total: 834 262 81 165 21 5 0 0 0 1368 1641  
Period II Total: 985 240 46 101 11 9 0 0 0 1392 1552

per hour		per quarter of an hour								TOT	PCU.h
from	to	CAR	LGV	OGV1	OGV2	PSV	MCL	PCL			
PCU factor		1	1	1.5	2.3	2	0.4	0.2			
01:00	INTERVAL	01:00	01:00	01:00	01:00	01:00	01:00	01:00	01:00	01:00	
07:00 08:00	360	134	25	61	7	1	0	588	686.2		
07:15 08:15	339	137	29	66	6	1	0	578	683.7		
07:30 08:30	295	109	33	70	7	1	0	515	628.9		
07:45 08:45	276	90	33	64	6	1	0	470	575.1		
08:00 09:00	236	66	26	57	6	2	0	393	484.9		
08:15 09:15	232	56	22	63	8	2	0	383	482.7		
08:30 09:30	222	60	19	57	6	2	0	366	454.4		
08:45 09:45	225	64	25	51	6	1	0	372	456.2		
09:00 10:00	238	62	30	47	8	2	0	387	469.9		
09:15 10:15	181	43	24	27	5	2	0	282	332.9		
09:30 10:30	135	25	20	14	5	2	0	201	233		
09:45 10:45	61	9	9	7	4	2	0	92	108.4		
16:00 17:00	356	127	24	36	5	2	0	550	612.6		
16:15 17:15	375	116	19	33	4	1	0	548	603.8		
16:30 17:30	405	112	16	37	3	1	0	574	632.5		
16:45 17:45	405	98	13	33	3	0	0	552	604.4		
17:00 18:00	383	79	13	36	2	1	0	514	568.7		
17:15 18:15	352	64	11	39	2	3	0	471	527.4		
17:30 18:30	316	45	10	38	2	5	0	416	469.4		
17:45 18:45	274	36	10	33	4	6	0	363	411.3		
18:00 19:00	246	34	9	29	4	6	0	328	370.6		
18:15 19:15	180	22	7	19	4	4	0	236	265.8		
18:30 19:30	100	16	5	10	4	2	0	137	155.3		
18:45 19:45	48	7	2	6	1	1	0	65	74.2		
P/TOT	1819	502	127	266	32	14	0	2760	3193		

per quarter of an hour		per quarter of an hour								TOT	PCU	from
from	to	CAR	LGV	OGV1	OGV2	PSV	MCL	PCL				
PCU factor		1	1	1.5	2.3	2	0.4	0.2				
00:15	INTERVAL	00:15	00:15	00:15	00:15	00:15	00:15	00:15	00:15	00:15	PC	
07:00 07:15	124	31	8	9	2	0	0	174	191.7	07:00		
07:15 07:30	130	55	7	15	1	1	0	209	232.4	07:15		
07:30 07:45	121	43	6	20	3	2	0	195	225.8	07:30		
07:45 08:00	112	51	14	18	2	0	0	197	229.4	07:45		
08:00 08:15	102	37	13	14	2	0	0	168	194.7	08:00		
08:15 08:30	91	24	8	19	6	0	0	148	182.7	08:15		
08:30 08:45	105	20	11	15	4	1	0	156	184.4	08:30		
08:45 09:00	102	19	9	12	11	1	0	154	184.5	08:45		
09:00 09:15	97	30	9	20	5	0	0	161	196.5	09:00		
09:15 09:30	82	22	7	13	6	0	0	130	156.4	09:15		
09:30 09:45	106	25	13	7	6	0	0	157	178.6	09:30		
09:45 10:00	100	12	11	7	6	2	0	138	157.4	09:45		
16:00 16:15	146	45	15	10	7	2	0	225	251.3	16:00		
16:15 16:30	166	40	8	6	2	1	0	223	236.2	16:15		
16:30 16:45	183	46	8	13	7	3	0	260	286.1	16:30		
16:45 17:00	194	40	5	7	7	1	0	254	272	16:45		
17:00 17:15	174	46	6	7	1	0	0	234	247.1	17:00		
17:15 17:30	202	50	6	10	1	0	0	269	286	17:15		
17:30 17:45	205	31	3	9	2	2	0	252	266	17:30		
17:45 18:00	165	20	3	10	1	1	0	200	214.9	17:45		
18:00 18:15	155	22	3	10	0	4	0	194	206.1	18:00		
18:15 18:30	155	12	4	9	0	3	0	183	194.9	18:15		
18:30 18:45	112	20	3	4	3	1	0	143	152.1	18:30		
18:45 19:00	95	15	3	6	1	1	0	121	130.7	18:45		
P/TOT	3224	756	183	270	86	26	0	4545	5058			

Period I Total: 1272 369 116 169 54 7 0 0 1987 2315  
Period II Total: 1952 387 67 101 32 19 0 0 2558 2743



period I period II  
from: 07:00 16:00  
to: 10:00 19:00

DATE: 19/03/2020 SITE: 5  
DAY: Thursday LOCATION: A228 Peninsula Way / Bell's Lane / Dux Ct Road  
TOTAL ARMS: A B C D

from arm: all  
to arm: B

period I period II  
from: 07:00 16:00  
to: 10:00 19:00

DATE: 19/03/2020 SITE: 5  
DAY: Thursday LOCATION: A228 Peninsula Way / Bell's Lane / Dux Ct Road  
TOTAL ARMS: A B C D

		per hour							TOT	PCU.h								TOT	PCU																					
to	from	CAR	LGV	OGV1	OGV2	PSV	MCL	PCL		from	to	CAR	LGV	OGV1	OGV2	PSV	MCL	PCL		from	to	CAR	LGV	OGV1	OGV2	PSV	MCL	PCL		from	to	CAR	LGV	OGV1	OGV2	PSV	MCL	PCL		
PCU factor	PCU factor	1	1	1.5	2.3	2	0.4	0.2		PCU factor	PCU factor	1	1	1.5	2.3	2	0.4	0.2		PCU factor	PCU factor	1	1	1.5	2.3	2	0.4	0.2		PCU factor	PCU factor	1	1	1.5	2.3	2	0.4	0.2		
INTERVAL	INTERVAL	01:00	01:00	01:00	01:00	01:00	01:00	01:00	01:00	INTERVAL	INTERVAL	00:15	00:15	00:15	00:15	00:15	00:15	00:15	00:15	INTERVAL	INTERVAL	01:00	01:00	01:00	01:00	01:00	01:00	01:00	01:00	01:00	01:00	01:00	01:00	01:00	01:00	01:00	01:00	01:00		
08:00	07:00	487	180	35	62	8	3	0	775	879.3	07:00	07:15	151	32	3	2	12	1	0	201	216.5	07:00	08:00	789	163	37	41	28	7	0	1065	1161	07:00	07:15	2	1				
08:15	07:15	465	186	40	67	8	3	0	769	882.3	07:15	07:30	189	41	11	9	8	3	0	261	284.4	07:15	08:15	875	169	47	52	17	8	0	1168	1271	07:15	07:30	2	1				
08:30	07:30	426	155	41	71	13	2	0	708	832.6	07:30	07:45	222	51	10	13	5	1	0	302	328.3	07:30	08:30	890	159	48	58	11	5	0	1171	1278	07:30	07:45	2	1				
08:45	07:45	410	132	46	66	14	1	0	669	791.2	07:45	08:00	227	39	13	17	3	2	0	301	331.4	07:45	08:45	862	144	55	56	6	4	0	1127	1231	07:45	08:00	4	1				
09:00	08:00	400	100	41	60	23	2	0	626	746.3	08:00	08:15	237	38	13	13	1	2	0	304	327.2	08:00	09:00	786	128	48	55	3	3	0	1023	1120	08:00	08:15	3	1				
09:15	08:15	395	93	37	66	26	2	0	619	748.1	08:15	08:30	204	31	12	15	2	0	0	264	291.5	08:15	09:15	674	107	43	53	6	1	0	884	979.8	08:15	08:30	7	1				
09:30	08:30	386	91	36	60	26	2	0	601	721.8	08:30	08:45	194	36	17	11	0	0	0	258	280.8	08:30	09:30	605	99	39	58	6	1	0	808	908.3	08:30	08:45	11	0				
09:45	08:45	387	96	38	52	28	1	0	602	716	08:45	09:00	151	23	6	16	0	1	0	197	220.2	08:45	09:45	519	88	30	69	6	3	0	715	823.9	08:45	09:00	3	0				
10:00	09:00	385	89	40	47	23	2	0	586	688.9	09:00	09:15	125	17	8	11	4	0	0	165	187.3	09:00	10:00	483	85	28	71	6	4	0	677	786.9	09:00	09:15	4	1				
10:15	09:15	288	59	31	27	18	2	0	425	492.4	09:15	09:30	135	23	8	20	2	0	0	188	220	09:15	10:15	358	68	20	60	2	4	0	512	599.6	09:15	09:30	2	2				
10:30	09:30	206	37	24	14	12	2	0	295	336	09:30	09:45	108	25	8	22	0	2	0	165	196.4	09:30	10:30	223	45	12	40	0	4	0	324	379.6	09:30	09:45	5	0				
10:45	09:45	100	12	11	7	6	2	0	138	157.4	09:45	10:00	115	20	4	18	0	2	0	159	183.2	09:45	10:45	115	20	4	18	0	2	0	159	183.2	09:45	10:00	4	1				
17:00	16:00	689	171	36	36	23	7	0	962	1046	16:00	16:15	157	62	5	6	1	0	0	231	242.3	16:00	17:00	637	198	27	20	4	2	0	888	930.3	16:00	16:15	3	2				
17:15	16:15	717	172	27	33	17	5	0	971	1041	16:15	16:30	166	46	6	4	1	0	0	223	232.2	16:15	17:15	677	167	31	22	3	4	0	904	948.7	16:15	16:30	5	1				
17:30	16:30	753	182	25	37	16	4	0	1017	1091	16:30	16:45	162	51	10	2	1	2	0	228	235.4	16:30	17:30	639	155	30	20	2	4	0	850	890.6	16:30	16:45	3	0				
17:45	16:45	775	167	20	33	11	3	0	1009	1071	16:45	17:00	152	39	6	8	1	0	0	206	220.4	16:45	17:45	606	134	25	24	1	4	0	794	836.3	16:45	17:00	4	0				
18:00	17:00	746	147	18	36	5	3	0	955	1014	17:00	17:15	197	31	9	8	0	2	0	247	260.7	17:00	18:00	558	111	22	19	0	5	0	715	747.7	17:00	17:15	1	0				
18:15	17:15	727	123	15	39	4	7	0	915	973	17:15	17:30	128	34	5	2	0	0	0	169	174.1	17:15	18:15	475	101	13	15	0	6	0	610	632.4	17:15	17:30	8	0				
18:30	17:30	680	85	13	38	3	10	0	829	881.9	17:30	17:45	129	30	5	6	0	2	0	172	181.1	17:30	18:30	444	79	12	15	2	8	0	560	582.7	17:30	17:45	2	0				
18:45	17:45	587	74	13	33	4	9	0	720	768	17:45	18:00	104	16	3	3	0	1	0	127	131.8	17:45	18:45	377	63	8	13	3	7	0	471	490.7	17:45	18:00	3	0				
19:00	18:00	517	69	13	29	4	9	0	641	683.8	18:00	18:15	114	21	0	4	0	3	0	142	145.4	18:00	19:00	356	59	6	17	4	7	0	449	473.9	18:00	18:15	9	1				
19:15	18:15	362	47	10	19	4	5	0	447	477.7	18:15	18:30	97	12	4	2	2	2	0	119	124.4	18:15	19:15	242	38	6	13	4	4	0	307	328.5	18:15	18:30	0	0				
19:30	18:30	207	35	6	10	4	2	0	264	282.8	18:30	18:45	62	14	1	4	1	1	0	83	89.1	18:30	19:30	145	26	2	11	2	2	0	188	204.1	18:30	18:45	3	1				
19:45	18:45	95	15	3	6	1	1	0	121	130.7	18:45	19:00	83	12	1	7	1	1	0	105	115	18:45	19:45	83	12	1	7	1	1	0	105	115	18:45	19:00	4	0				
P/TOT		3224	756	183	270	86	26	0	0	4545	5058	P/TOT	3609	744	168	223	45	28	0	0	4817	5219	P/TOT	3609	744	168	223	45	28	0	0	0	0	4817	5219	P/TOT	94	15		

Period I Total: 2058 376 113 167 37 14 0 0 0 2765 3067  
Period II Total: 1551 368 55 56 8 14 0 0 0 2052 2152

Period I Total: 49 10  
Period II Total: 45 5



from arm: <b>C</b>										period I		period II		DATE: 19/03/2020										SITE: 5		LOCATION: A228 Peninsula Way / Bell's Lane / Dux Ct Road										from arm: <b>C</b>		period I		period II									
to arm: <b>A</b>										from: 07:00		to: 16:00		DAY: Thursday										TOTAL ARMS: A B C D		to arm: <b>B</b>		from: 07:00		to: 16:00												to: 10:00		to: 19:00					
of an hour										per hour										per quarter of an hour										per hour																			
OGV1	OGV2	PSV	MCL	PCL	TOT	PCU	from	to	CAR	LGV	OGV1	OGV2	PSV	MCL	PCL	TOT	PCU.h	from	to	CAR	LGV	OGV1	OGV2	PSV	MCL	PCL	TOT	PCU	from	to	CAR	LGV	OGV1	OGV2	PSV	MCL	PCL	TOT	PCU										
1.5	2.3	2	0.4	0.2			01:00	01:00	1	1	1.5	2.3	2	0.4	0.2			00:15	00:15	1	1	1.5	2.3	2	0.4	0.2			01:00	01:00	1	1	1.5	2.3	2	0.4	0.2												
00:15	00:15	00:15	00:15	00:15	00:15	00:15	INTERVAL	01:00	01:00	01:00	01:00	01:00	01:00	01:00	01:00	01:00	01:00	INTERVAL	00:15	00:15	00:15	00:15	00:15	00:15	00:15	00:15	00:15	00:15	00:15	00:15	00:15	00:15	00:15	00:15	00:15	00:15	00:15												
0	0	0	0	0	3	3	07:00	08:00	10	4	0	0	1	0	0	15	16	07:00	07:15	60	10	0	0	0	1	0	71	70.4	07:00	08:00	344	54	4	0															
0	0	1	0	0	4	5	07:15	08:15	11	4	0	0	1	0	0	16	17	07:15	07:30	84	18	1	0	0	2	0	105	104.3	07:15	08:15	398	56	6	0															
0	0	0	0	0	3	3	07:30	08:30	16	4	0	0	1	0	0	21	22	07:30	07:45	91	17	2	0	0	0	0	110	111	07:30	08:30	409	50	8	1															
0	0	0	0	0	5	5	07:45	08:45	25	3	0	0	2	0	0	30	32	07:45	08:00	109	9	1	0	1	2	0	122	122.3	07:45	08:45	396	41	7	1															
0	0	0	0	0	4	4	08:00	09:00	24	2	0	0	2	0	0	28	30	08:00	08:15	114	12	2	0	0	1	0	129	129.4	08:00	09:00	337	42	7	1															
0	0	1	0	0	9	10	08:15	09:15	25	2	0	0	2	1	0	30	31.4	08:15	08:30	95	12	3	1	1	0	0	112	115.8	08:15	09:15	272	34	10	1															
0	0	1	0	0	12	13	08:30	09:30	20	3	0	0	1	1	0	25	25.4	08:30	08:45	78	8	1	0	0	0	0	87	87.5	08:30	09:30	224	27	9	2															
0	0	0	0	0	3	3	08:45	09:45	14	3	0	0	0	1	0	18	17.4	08:45	09:00	50	10	1	0	0	0	0	61	61.5	08:45	09:45	193	27	9	2															
0	0	0	1	0	6	5.4	09:00	10:00	15	4	0	0	0	1	0	20	19.4	09:00	09:15	49	4	5	0	1	0	0	59	62.5	09:00	10:00	185	19	8	2															
0	0	0	0	0	4	4	09:15	10:15	11	3	0	0	0	0	0	14	14	09:15	09:30	47	5	2	2	0	0	0	56	59.6	09:15	10:15	136	15	3	2															
0	0	0	0	0	5	5	09:30	10:30	9	1	0	0	0	0	0	10	10	09:30	09:45	47	8	1	0	0	1	0	57	56.9	09:30	10:30	89	10	1	0															
0	0	0	0	0	5	5	09:45	10:45	4	1	0	0	0	0	0	5	5	09:45	10:00	42	2	0	0	0	1	0	45	44.4	09:45	10:45	42	2	0	0															
0	0	0	0	0	5	5	16:00	17:00	15	3	0	0	0	0	0	18	18	16:00	16:15	27	8	1	0	0	0	0	36	36.5	16:00	17:00	140	27	3	1															
0	0	0	0	0	6	6	16:15	17:15	13	1	0	0	0	0	0	14	14	16:15	16:30	40	6	0	0	0	0	0	46	46	16:15	17:15	143	20	3	1															
0	0	0	0	0	3	3	16:30	17:30	16	0	0	0	0	0	0	16	16	16:30	16:45	39	7	2	1	0	1	0	50	51.7	16:30	17:30	139	22	3	1															
0	0	0	0	0	4	4	16:45	17:45	15	0	0	0	0	0	0	15	15	16:45	17:00	34	6	0	0	0	0	0	40	40	16:45	17:45	143	17	1	0															
0	0	0	0	0	1	1	17:00	18:00	14	0	0	0	0	0	0	14	14	17:00	17:15	30	1	1	0	0	1	0	33	32.9	17:00	18:00	137	14	1	0															
0	0	0	0	0	8	8	17:15	18:15	22	1	0	0	0	0	0	23	23	17:15	17:30	36	8	0	0	0	0	0	44	44	17:15	18:15	133	18	0	0															
0	0	0	0	0	2	2	17:30	18:30	14	1	0	0	0	0	0	15	15	17:30	17:45	43	2	0	0	0	0	0	45	45	17:30	18:30	130	12	1	0															
0	0	0	0	0	3	3	17:45	18:45	15	2	0	0	0	0	0	17	17	17:45	18:00	28	3	0	0	0	0	0	31	31	17:45	18:45	110	12	1	0															
0	0	0	0	0	10	10	18:00	19:00	16	2	0	0	0	0	0	18	18	18:00	18:15	26	5	0	0	0	0	0	31	31	18:00	19:00	115	13	2	0															
0	0	0	0	0	0	0	18:15	19:15	7	1	0	0	0	0	0	8	8	18:15	18:30	33	2	1	0	0	0	0	36	36.5	18:15	19:15	89	8	2	0															
0	0	0	0	0	4	4	18:30	19:30	7	1	0	0	0	0	0	8	8	18:30	18:45	23	2	0	0	0	0	0	25	25	18:30	19:30	56	6	1	0															
0	0	0	0	0	4	4	18:45	19:45	4	0	0	0	0	0	0	4	4	18:45	19:00	33	4	1	0	1	0	0	39	40.5	18:45	19:45	33	4	1	0															
0	0	3	1	0	113	115.4	P/TOT		94	15	0	0	3	1	0	113	115.4	P/TOT		1258	169	25	4	4	10	0	1470	1486	P/TOT		1258	169	25	4															
0	0	3	1	0	63	65.4												Period I Total:		866	115	19	3	3	8	0	1014	1026																					
0	0	0	0	0	50	50												Period II Total:		392	54	6	1	1	2	0	456	460.1																					



DATE: 19/03/2020  
DAY: Thursday

SITE: 5

LOCATION: A228 Peninsula Way / Bell's Lane / Dux Ct Road  
TOTAL ARMS: A B C D

from arm: C  
to arm: C

period I period II  
from: 07:00 16:00  
to: 10:00 19:00

DATE: 19/03/2020  
DAY: Thursday

SITE: 5

LOCATION: A228 Peninsula Way / Bell's Lane / Dux Ct Road  
TOTAL ARMS: A B C D

			per quarter of an hour													
PSV	MCL	PCL	TOT	PCU.h	from	to	CAR	LGV	OGV1	OGV2	PSV	MCL	PCL	TOT	PCU	
2	0.4	0.2					1	1	1.5	2.3	2	0.4	0.2			
					PCU factor											
01:00	01:00	01:00			INTERVAL											
1	5	0	408	408	07:00	07:15	0	0	0	0	0	0	0	0	0	
1	5	0	466	467	07:15	07:30	0	0	0	0	0	0	0	0	0	
2	3	0	473	478.5	07:30	07:45	0	0	0	0	0	0	0	0	0	
2	3	0	450	455	07:45	08:00	0	0	0	0	0	0	0	0	0	
1	1	0	389	394.2	08:00	08:15	0	0	0	0	0	0	0	0	0	
2	0	0	319	327.3	08:15	08:30	0	0	0	0	0	0	0	0	0	
1	0	0	263	271.1	08:30	08:45	0	0	0	0	0	0	0	0	0	
1	1	0	233	240.5	08:45	09:00	0	0	0	0	0	0	0	0	0	
1	2	0	217	223.4	09:00	09:15	0	0	0	0	0	0	0	0	0	
0	2	0	158	160.9	09:15	09:30	0	0	0	0	0	0	0	0	0	
0	2	0	102	101.3	09:30	09:45	0	0	0	0	0	0	0	0	0	
0	1	0	45	44.4	09:45	10:00	0	0	0	0	0	0	0	0	0	
0	1	0	172	174.2	16:00	16:15	0	0	0	0	0	0	0	0	0	
0	2	0	169	170.6	16:15	16:30	1	0	0	0	0	0	0	1	1	
0	2	0	167	168.6	16:30	16:45	0	0	0	0	0	0	0	0	0	
0	1	0	162	161.9	16:45	17:00	0	0	0	0	0	0	0	0	0	
0	1	0	153	152.9	17:00	17:15	0	0	0	0	0	0	0	0	0	
0	0	0	151	151	17:15	17:30	0	0	1	0	0	0	0	1	1.5	
0	0	0	143	143.5	17:30	17:45	0	0	0	0	0	0	0	0	0	
0	0	0	123	123.5	17:45	18:00	0	0	0	0	0	0	0	0	0	
1	0	0	131	133	18:00	18:15	0	0	0	0	0	0	0	0	0	
1	0	0	100	102	18:15	18:30	0	0	0	0	0	0	0	0	0	
1	0	0	64	65.5	18:30	18:45	0	0	0	0	0	0	0	0	0	
1	0	0	39	40.5	18:45	19:00	0	0	0	0	0	0	0	0	0	
4	10	0	1470	1486	P/TOT										2	2.5

Period I Total: 0 0 0 0 0 0 0 0 0 0 0 0 0 0 0  
Period II Total: 1 0 1 0 0 0 0 0 0 0 0 0 0 0 2 2.5

			per hour													
PSV	MCL	PCL	TOT	PCU.h	from	to	CAR	LGV	OGV1	OGV2	PSV	MCL	PCL	TOT	PCU	
2	0.4	0.2					1	1	1.5	2.3	2	0.4	0.2			
					PCU factor											
01:00	01:00	01:00			INTERVAL											
0	0	0	0	0	07:00	08:00	0	0	0	0	0	0	0	0	0	
0	0	0	0	0	07:15	08:15	0	0	0	0	0	0	0	0	0	
0	0	0	0	0	07:30	08:30	0	0	0	0	0	0	0	0	0	
0	0	0	0	0	07:45	08:45	0	0	0	0	0	0	0	0	0	
0	0	0	0	0	08:00	09:00	0	0	0	0	0	0	0	0	0	
0	0	0	0	0	08:15	09:15	0	0	0	0	0	0	0	0	0	
0	0	0	0	0	08:30	09:30	0	0	0	0	0	0	0	0	0	
0	0	0	0	0	08:45	09:45	0	0	0	0	0	0	0	0	0	
0	0	0	0	0	09:00	10:00	0	0	0	0	0	0	0	0	0	
0	0	0	0	0	09:15	10:15	0	0	0	0	0	0	0	0	0	
0	0	0	0	0	09:30	10:30	0	0	0	0	0	0	0	0	0	
0	0	0	0	0	09:45	10:45	0	0	0	0	0	0	0	0	0	
1	0	0	1	1	16:00	17:00	1	0	0	0	0	0	0	1	1	
1	0	0	1	1	16:15	17:15	1	0	0	0	0	0	0	1	1	
1	1.5	0	1	1.5	16:30	17:30	0	0	1	0	0	0	0	1	1.5	
1	1.5	0	1	1.5	16:45	17:45	0	0	1	0	0	0	0	1	1.5	
1	1.5	0	1	1.5	17:00	18:00	0	0	1	0	0	0	0	1	1.5	
0	0	0	0	0	17:15	18:15	0	0	1	0	0	0	0	1	1.5	
0	0	0	0	0	17:30	18:30	0	0	0	0	0	0	0	0	0	
0	0	0	0	0	17:45	18:45	0	0	0	0	0	0	0	0	0	
0	0	0	0	0	18:00	19:00	0	0	0	0	0	0	0	0	0	
0	0	0	0	0	18:15	19:15	0	0	0	0	0	0	0	0	0	
0	0	0	0	0	18:30	19:30	0	0	0	0	0	0	0	0	0	
0	0	0	0	0	18:45	19:45	0	0	0	0	0	0	0	0	0	
1	0	0	2	2.5	P/TOT										2	2.5

Period I Total: 101 12 1 2 2 0 0  
Period II Total: 91 18 1 0 8 1 1





from arm: **C** to arm: **D** from: 07:00 16:00 to: 10:00 19:00 DATE: 19/03/2020 DAY: Thursday SITE: 5 LOCATION: A228 Peninsula Way / Bell's Lane / Dux Ct Road TOTAL ARMS: A B C D from arm: **C** to arm: **all** from: 07:00 16:00 to: 10:00 19:00 DATE: DAY:

		per hour									per quarter of an hour									per hour														
TOT	PCU	from	to	CAR	LGV	OGV1	OGV2	PSV	MCL	PCL	TOT	PCU.h	from	to	CAR	LGV	OGV1	OGV2	PSV	MCL	PCL	TOT	PCU	from	to	CAR	LGV	OGV1	OGV2	PSV	MCL	PCL		
		PCU factor		1	1	1.5	2.3	2	0.4	0.2			PCU factor		1	1	1.5	2.3	2	0.4	0.2			PCU factor		1	1	1.5	2.3	2	0.4	0.2		
		INTERVAL		01:00	01:00	01:00	01:00	01:00	01:00	01:00			INTERVAL		00:15	00:15	00:15	00:15	00:15	00:15	00:15	00:15			INTERVAL		01:00	01:00	01:00	01:00	01:00	01:00		
10	10	07:00	08:00	27	5	1	0	0	0	0	33	33.5	07:00	07:15	70	13	0	0	0	1	0	84	83.4	07:00	08:00	381	63	5	0	2	5	0		
6	6	07:15	08:15	30	5	1	0	0	0	0	36	36.5	07:15	07:30	91	20	1	0	1	2	0	115	115.3	07:15	08:15	439	65	7	0	2	5	0		
8	8	07:30	08:30	30	4	1	1	1	0	0	37	39.8	07:30	07:45	100	19	2	0	0	0	0	121	122	07:30	08:30	455	58	9	2	4	3	0		
9	9.5	07:45	08:45	31	5	1	1	1	0	0	39	41.8	07:45	08:00	120	11	2	0	1	2	0	136	136.8	07:45	08:45	452	49	8	2	5	3	0		
13	13	08:00	09:00	35	4	0	1	1	0	0	41	43.3	08:00	08:15	128	15	2	0	0	1	0	146	146.4	08:00	09:00	396	48	7	2	4	1	0		
7	9.3	08:15	09:15	31	4	0	1	1	0	0	37	39.3	08:15	08:30	107	13	3	2	3	0	0	128	135.1	08:15	09:15	328	40	10	2	5	1	0		
10	10	08:30	09:30	38	4	0	1	0	0	0	43	44.3	08:30	08:45	97	10	1	0	1	0	0	109	110.5	08:30	09:30	282	34	9	3	2	1	0		
11	11	08:45	09:45	37	2	0	1	1	0	0	41	43.3	08:45	09:00	64	10	1	0	0	0	0	75	75.5	08:45	09:45	244	32	9	3	2	2	0		
9	9	09:00	10:00	39	3	0	1	1	0	0	44	46.3	09:00	09:15	60	7	5	0	1	1	0	74	76.9	09:00	10:00	239	26	8	3	2	3	0		
13	14.3	09:15	10:15	32	1	0	1	1	0	0	35	37.3	09:15	09:30	61	7	2	3	0	0	0	73	77.9	09:15	10:15	179	19	3	3	1	2	0		
8	9	09:30	10:30	20	1	0	0	1	0	0	22	23	09:30	09:45	59	8	1	0	1	1	0	70	70.9	09:30	10:30	118	12	1	0	1	2	0		
14	14	09:45	10:45	13	1	0	0	0	0	0	14	14	09:45	10:00	59	4	0	0	0	1	0	64	63.4	09:45	10:45	59	4	0	0	0	1	0		
18	19.4	16:00	17:00	40	10	0	0	3	1	0	54	56.4	16:00	16:15	43	12	1	0	2	1	0	59	60.9	16:00	17:00	196	40	3	1	3	2	0		
10	11	16:15	17:15	38	9	1	0	1	0	1	50	50.7	16:15	16:30	53	9	0	0	1	0	0	63	64	16:15	17:15	195	30	4	1	1	2	1		
4	4	16:30	17:30	35	8	1	0	0	0	1	45	44.7	16:30	16:45	44	9	2	1	0	1	0	57	58.7	16:30	17:30	190	30	5	1	0	2	1		
22	22	16:45	17:45	41	9	1	0	0	0	1	52	51.7	16:45	17:00	56	10	0	0	0	0	0	66	66	16:45	17:45	199	26	3	0	0	1	1		
14	13.7	17:00	18:00	29	6	1	0	1	0	1	38	38.7	17:00	17:15	42	2	2	0	0	1	1	48	47.6	17:00	18:00	180	20	3	0	1	1	1		
5	5	17:15	18:15	23	6	0	0	2	0	0	31	33	17:15	17:30	48	9	1	0	0	0	0	58	58.5	17:15	18:15	178	25	1	0	2	0	0		
11	11	17:30	18:30	23	6	0	0	3	0	0	32	35	17:30	17:45	53	5	0	0	0	0	0	58	58	17:30	18:30	167	19	1	0	3	0	0		
8	9	17:45	18:45	21	3	0	0	3	0	0	27	30	17:45	18:00	37	4	0	0	1	0	0	42	43	17:45	18:45	146	17	1	0	3	0	0		
7	8	18:00	19:00	22	2	0	0	4	0	0	28	32	18:00	18:15	40	7	0	0	1	0	0	48	49	18:00	19:00	153	17	2	0	5	0	0		
6	7	18:15	19:15	17	1	0	0	3	0	0	21	24	18:15	18:30	37	3	1	0	1	0	0	42	43.5	18:15	19:15	113	10	2	0	4	0	0		
6	6	18:30	19:30	13	0	0	0	2	0	0	15	17	18:30	18:45	32	3	0	0	0	0	0	35	35	18:30	19:30	76	7	1	0	3	0	0		
9	11	18:45	19:45	7	0	0	0	2	0	0	9	11	18:45	19:00	44	4	1	0	3	0	0	52	55.5	18:45	19:45	44	4	1	0	3	0	0		
0	0	P/TOT		192	30	2	2	10	1	1	0	0	P/TOT		1545	214	28	6	17	12	1	0	0	P/TOT		1545	214	28	6	17	12	1	0	0
0	0	118	123.1											1016	137	20	5	8	9	0	0	0	1195	1214										
0	0	120	127.1											529	77	8	1	9	3	1	0	0	628	639.7										

19/03/2020 SITE: 5  
Thursday LOCATION: A228 Peninsula Way / Bell's Lane / Dux Ct Road  
TOTAL ARMS: A B C D

from arm: all  
to arm: C

period I period II  
from: 07:00 16:00  
to: 10:00 19:00

DATE: 19/03/2020 SITE: 5  
DAY: Thursday LOCATION: A228 Peninsula Way / Bell's Lane / Dux Ct Road  
TOTAL ARMS:

from arm: D  
to arm: A

TOT	PCU.h	from	to	CAR	LGW	OGV1	OGV2	PSV	MCL	PCL	TOT	PCU
		PCU factor		1	1	1.5	2.3	2	0.4	0.2		
01:00	01:00	INTERVAL	00:15	00:15	00:15	00:15	00:15	00:15	00:15	00:15	00:15	00:15
456	457.5	07:00	07:15	27	3	2	1	2	0	0	35	39.3
518	520.5	07:15	07:30	21	10	4	0	2	0	0	37	41
531	540.3	07:30	07:45	26	8	2	1	0	1	0	38	39.7
519	528.8	07:45	08:00	30	14	2	0	2	0	0	48	51
458	467.5	08:00	08:15	44	8	2	0	3	0	0	57	61
386	398	08:15	08:30	40	10	2	0	2	0	0	54	57
331	340.8	08:30	08:45	35	7	11	2	0	0	0	55	63.1
292	301.2	08:45	09:00	60	8	5	1	1	0	0	75	79.8
281	289.1	09:00	09:15	53	9	4	1	1	0	0	68	72.3
207	212.2	09:15	09:30	45	5	4	0	0	0	0	54	56
134	134.3	09:30	09:45	40	9	2	0	1	0	0	52	54
64	63.4	09:45	10:00	46	6	1	0	1	0	0	54	55.5
245	249.6	16:00	16:15	77	7	3	0	1	1	0	89	90.9
234	236.3	16:15	16:30	85	17	1	0	0	1	0	104	103.9
229	230.8	16:30	16:45	84	13	2	0	2	2	0	103	104.8
230	230.1	16:45	17:00	87	14	2	0	1	1	0	105	106.4
206	207.1	17:00	17:15	74	20	3	0	0	0	0	97	98.5
206	208.5	17:15	17:30	86	24	3	0	0	0	0	113	114.5
190	193.5	17:30	17:45	99	12	0	0	2	2	0	115	115.8
167	170.5	17:45	18:00	95	12	1	0	0	0	0	108	108.5
177	183	18:00	18:15	76	11	1	0	0	1	0	89	88.9
129	134	18:15	18:30	79	4	2	0	0	1	0	86	86.4
87	90.5	18:30	18:45	62	11	1	0	0	0	0	74	74.5
52	55.5	18:45	19:00	45	9	1	0	0	0	0	55	55.5
1823	1854	P/TOT		1416	251	61	6	21	10	0	1765	1818

Period I Total: 467 97 41 6 15 1 0 0 0 627 669.7  
Period II Total: 949 154 20 0 6 9 0 0 0 1138 1149

from	to	CAR	LGW	OGV1	OGV2	PSV	MCL	PCL	TOT	PCU.h
		PCU factor		1	1	1.5	2.3	2	0.4	0.2
01:00	01:00	INTERVAL	01:00	01:00	01:00	01:00	01:00	01:00	01:00	01:00
07:00	08:00	104	35	10	2	6	1	0	158	171
07:15	08:15	121	40	10	1	7	1	0	180	192.7
07:30	08:30	140	40	8	1	7	1	0	197	208.7
07:45	08:45	149	39	17	2	7	0	0	214	232.1
08:00	09:00	179	33	20	3	6	0	0	241	260.9
08:15	09:15	188	34	22	4	4	0	0	252	272.2
08:30	09:30	193	29	24	4	2	0	0	252	271.2
08:45	09:45	198	31	15	2	3	0	0	249	262.1
09:00	10:00	184	29	11	1	3	0	0	228	237.8
09:15	10:15	131	20	7	0	2	0	0	160	165.5
09:30	10:30	86	15	3	0	2	0	0	106	109.5
09:45	10:45	46	6	1	0	1	0	0	54	55.5
16:00	17:00	333	51	8	0	4	5	0	401	406
16:15	17:15	330	64	8	0	3	4	0	409	413.6
16:30	17:30	331	71	10	0	3	3	0	418	424.2
16:45	17:45	346	70	8	0	3	3	0	430	435.2
17:00	18:00	354	68	7	0	2	2	0	433	437.3
17:15	18:15	356	59	5	0	2	3	0	425	427.7
17:30	18:30	349	39	4	0	2	4	0	398	399.6
17:45	18:45	312	38	5	0	0	2	0	357	358.3
18:00	19:00	262	35	5	0	0	2	0	304	305.3
18:15	19:15	186	24	4	0	0	1	0	215	216.4
18:30	19:30	107	20	2	0	0	0	0	129	130
18:45	19:45	45	9	1	0	0	0	0	55	55.5
P/TOT		1416	251	61	6	21	10	0	1765	1818

per quarter of an hour												TOT	PCU
from	to	CAR	LGW	OGV1	OGV2	PSV	MCL	PCL	PCU factor		TOT	PCU	
		1	1	1.5	2.3	2	0.4	0.2					
01:00	01:00	INTERVAL	00:15	00:15	00:15	00:15	00:15	00:15	00:15	00:15	00:15	00:15	
07:00	07:15	0	0	0	0	0	0	0			0	0	
07:15	07:30	1	0	0	0	0	0	0			1	1	
07:30	07:45	0	0	0	0	0	0	0			0	0	
07:45	08:00	0	0	0	0	0	0	0			0	0	
08:00	08:15	0	0	0	0	0	0	0			0	0	
08:15	08:30	0	0	0	0	0	0	0			0	0	
08:30	08:45	0	0	0	0	0	0	0			0	0	
08:45	09:00	1	0	0	0	0	0	0			1	1	
09:00	09:15	0	0	0	0	0	0	0			0	0	
09:15	09:30	0	1	0	0	0	0	0			1	1	
09:30	09:45	0	0	0	0	0	0	0			0	0	
09:45	10:00	1	0	0	0	0	0	0			1	1	
16:00	16:15	0	0	0	0	1	0	0			1	2	
16:15	16:30	0	0	0	0	0	0	0			0	0	
16:30	16:45	1	0	0	0	1	0	0			2	3	
16:45	17:00	0	0	0	0	0	0	0			0	0	
17:00	17:15	0	0	0	0	0	0	0			0	0	
17:15	17:30	0	0	0	0	0	0	0			0	0	
17:30	17:45	0	0	0	0	0	0	0			0	0	
17:45	18:00	0	0	0	0	0	0	0			0	0	
18:00	18:15	0	0	0	0	0	0	0			0	0	
18:15	18:30	0	0	0	0	0	0	0			0	0	
18:30	18:45	0	0	0	0	0	0	0			0	0	
18:45	19:00	0	0	0	0	0	0	0			0	0	
P/TOT		4	1	0	0	2	0	0			7	9	

Period I Total: 3 1 0 0 0 0 0 0 0 0 4 4  
Period II Total: 1 0 0 0 2 0 0 0 0 0 3 5



period I period II  
from: 07:00 16:00  
to: 10:00 19:00

DATE: 19/03/2020 SITE: 5  
DAY: Thursday LOCATION: A228 Peninsula Way / Bell's Lane / Dux Ct Road  
TOTAL ARMS: A B C D

from arm: D  
to arm: B

period I period II  
from: 07:00 16:00  
to: 10:00 19:00

DATE: 19/03/2020 SITE: 5  
DAY: Thursday LOCATION: A228 P  
TOTAL ARMS: A

per hour										per quarter of an hour											
from	to	CAR	LGV	OGV1	OGV2	PSV	MCL	PCL	TOT	PCU.h	from	to	CAR	LGV	OGV1	OGV2	PSV	MCL	PCL	TOT	PCU
		PCU factor									PCU factor										
		1	1	1.5	2.3	2	0.4	0.2		PCU factor											
INTERVAL		01:00	01:00	01:00	01:00	01:00	01:00	01:00	01:00	01:00	INTERVAL		00:15	00:15	00:15	00:15	00:15	00:15	00:15	00:15	00:15
07:00	08:00	1	0	0	0	0	0	0	1	1	07:00	07:15	71	16	3	2	2	0	0	94	100.1
07:15	08:15	1	0	0	0	0	0	0	1	1	07:15	07:30	89	20	8	9	2	1	0	129	146.1
07:30	08:30	0	0	0	0	0	0	0	0	0	07:30	07:45	107	28	6	13	1	1	0	156	176.3
07:45	08:45	0	0	0	0	0	0	0	0	0	07:45	08:00	98	23	6	17	1	0	0	145	171.1
08:00	09:00	1	0	0	0	0	0	0	1	1	08:00	08:15	101	20	7	13	0	1	0	142	161.8
08:15	09:15	1	0	0	0	0	0	0	1	1	08:15	08:30	87	14	8	14	1	0	0	124	147.2
08:30	09:30	1	1	0	0	0	0	0	2	2	08:30	08:45	93	19	14	11	0	0	0	137	158.3
08:45	09:45	1	1	0	0	0	0	0	2	2	08:45	09:00	64	12	5	16	0	0	0	97	120.3
09:00	10:00	1	1	0	0	0	0	0	2	2	09:00	09:15	66	10	3	11	1	0	0	91	107.8
09:15	10:15	1	1	0	0	0	0	0	2	2	09:15	09:30	73	17	6	18	2	0	0	116	144.4
09:30	10:30	1	0	0	0	0	0	0	1	1	09:30	09:45	49	12	7	22	0	1	0	91	122.5
09:45	10:45	1	0	0	0	0	0	0	1	1	09:45	10:00	59	15	4	18	0	1	0	97	121.8
16:00	17:00	1	0	0	0	2	0	0	3	5	16:00	16:15	117	51	4	6	1	0	0	179	189.8
16:15	17:15	1	0	0	0	1	0	0	2	3	16:15	16:30	107	35	5	4	1	0	0	152	160.7
16:30	17:30	1	0	0	0	1	0	0	2	3	16:30	16:45	108	41	8	1	1	1	0	160	165.7
16:45	17:45	0	0	0	0	0	0	0	0	0	16:45	17:00	103	30	6	8	1	0	0	148	162.4
17:00	18:00	0	0	0	0	0	0	0	0	0	17:00	17:15	148	28	8	8	0	1	0	193	206.8
17:15	18:15	0	0	0	0	0	0	0	0	0	17:15	17:30	83	26	4	2	0	0	0	115	119.6
17:30	18:30	0	0	0	0	0	0	0	0	0	17:30	17:45	78	22	5	6	0	2	0	113	122.1
17:45	18:45	0	0	0	0	0	0	0	0	0	17:45	18:00	74	12	3	3	0	1	0	93	97.8
18:00	19:00	0	0	0	0	0	0	0	0	0	18:00	18:15	80	14	0	4	0	3	0	101	104.4
18:15	19:15	0	0	0	0	0	0	0	0	0	18:15	18:30	60	10	3	2	2	2	0	79	83.9
18:30	19:30	0	0	0	0	0	0	0	0	0	18:30	18:45	36	12	1	4	1	1	0	55	61.1
18:45	19:45	0	0	0	0	0	0	0	0	0	18:45	19:00	42	8	0	7	0	1	0	58	66.5
P/TOT		4	1	0	0	2	0	0	7	9	P/TOT		1993	495	124	219	17	17	0	2865	3219

Period I Total: 957 206 77 164 10 5 0 0 0 1419 1678  
Period II Total: 1036 289 47 55 7 12 0 0 0 1446 1541

per hour										per quarter of an hour											
from	to	CAR	LGV	OGV1	OGV2	PSV	MCL	PCL	TOT	PCU.h	from	to	CAR	LGV	OGV1	OGV2	PSV	MCL	PCL	TOT	PCU
		PCU factor									PCU factor										
		1	1	1.5	2.3	2	0.4	0.2		PCU factor											
INTERVAL		01:00	01:00	01:00	01:00	01:00	01:00	01:00	01:00	01:00	INTERVAL		00:15	00:15	00:15	00:15	00:15	00:15	00:15	00:15	00:15
07:00	08:00	365	87	23	41	6	2	0	524	593.6	07:00	07:15	2							2	
07:15	08:15	395	91	27	52	4	3	0	572	655.3	07:15	07:30	1							1	
07:30	08:30	393	85	27	57	3	2	0	567	656.4	07:30	07:45	3							3	
07:45	08:45	379	76	35	55	2	1	0	548	638.4	07:45	08:00	4							4	
08:00	09:00	345	65	34	54	1	1	0	500	587.6	08:00	08:15	10							10	
08:15	09:15	310	55	30	52	2	0	0	449	533.6	08:15	08:30	8							8	
08:30	09:30	296	58	28	56	3	0	0	441	530.8	08:30	08:45	8							8	
08:45	09:45	252	51	21	67	3	1	0	395	495	08:45	09:00	7							7	
09:00	10:00	247	54	20	69	3	2	0	395	496.5	09:00	09:15	13							13	
09:15	10:15	181	44	17	58	2	2	0	304	388.7	09:15	09:30	14							14	
09:30	10:30	108	27	11	40	0	2	0	188	244.3	09:30	09:45	10							10	
09:45	10:45	59	15	4	18	0	1	0	97	121.8	09:45	10:00	9							9	
16:00	17:00	435	157	23	19	4	1	0	639	678.6	16:00	16:15	18							18	
16:15	17:15	466	134	27	21	3	2	0	653	695.6	16:15	16:30	12							12	
16:30	17:30	442	125	26	19	2	2	0	616	654.5	16:30	16:45	9							9	
16:45	17:45	412	106	23	24	1	3	0	569	610.9	16:45	17:00	8							8	
17:00	18:00	383	88	20	19	0	4	0	514	546.3	17:00	17:15	11							11	
17:15	18:15	315	74	12	15	0	6	0	422	443.9	17:15	17:30	15							15	
17:30	18:30	292	58	11	15	2	8	0	386	408.2	17:30	17:45	8							8	
17:45	18:45	250	48	7	13	3	7	0	328	347.2	17:45	18:00	13							13	
18:00	19:00	218	44	4	17	3	7	0	293	315.9	18:00	18:15	5							5	
18:15	19:15	138	30	4	13	3	4	0	192	211.5	18:15	18:30	9							9	
18:30	19:30	78	20	1	11	1	2	0	113	127.6	18:30	18:45	8							8	
18:45	19:45	42	8	0	7	0	1	0	58	66.5	18:45	19:00	2							2	
P/TOT		1993	495	124	219	17	17	0	2865	3219	P/TOT		207							207	

Period I Total: 89  
Period II Total: 118





DATE: 19/03/2020 SITE: 5  
DAY: Thursday LOCATION: A228 Peninsula Way / Bell's Lane / Dux Ct Road  
TOTAL ARMS: A B C D

from arm: D  
to arm: all

period I period II  
from: 07:00 16:00  
to: 10:00 19:00

DATE: 19/03/2020 SITE: 5  
DAY: Thursday LOCATION: A228 Peninsula Way / Bell's Lane / Dux Ct Road  
TOTAL ARMS: A B C D

				per quarter of an hour													
OGV2	PSV	MCL	PCL	TOT	PCU.h	from	to	CAR	LGV	OGV1	OGV2	PSV	MCL	PCL	TOT	PCU	
2.3	2	0.4	0.2					1	1	1.5	2.3	2	0.4	0.2			
						PCU factor											
						INTERVAL											
01:00	01:00	01:00	01:00	01:00	01:00	00:15	00:15	00:15	00:15	00:15	00:15	00:15	00:15	00:15	00:15	00:15	
2	1	0	0	12	15.6	07:00	07:15	75	16	3	4	5	0	0	103	114.7	
1	0	0	0	11	12.3	07:15	07:30	94	22	9	10	4	1	0	140	160.9	
0	0	0	0	7	7	07:30	07:45	112	29	6	13	1	1	0	162	182.3	
0	0	0	0	6	6	07:45	08:00	102	24	6	17	2	0	0	151	178.1	
0	0	0	0	8	8	08:00	08:15	114	22	7	13	3	1	0	160	182.8	
0	0	0	0	11	11	08:15	08:30	96	15	9	14	3	0	0	137	162.7	
0	0	0	0	15	15	08:30	08:45	102	20	19	11	0	0	0	152	175.8	
0	1	0	0	21	22.5	08:45	09:00	75	15	6	16	1	0	0	113	137.8	
0	1	0	0	21	22.5	09:00	09:15	85	11	3	12	1	0	0	112	130.1	
0	1	0	0	15	16.5	09:15	09:30	92	20	8	18	2	0	0	140	169.4	
0	1	0	0	10	11.5	09:30	09:45	63	14	8	22	2	1	0	110	144	
0	0	0	0	3	3	09:45	10:00	72	17	4	18	0	1	0	112	136.8	
0	0	0	0	11	11	16:00	16:15	138	51	4	6	2	0	0	201	212.8	
0	0	0	0	9	9	16:15	16:30	120	39	5	4	1	0	0	169	177.7	
0	0	0	0	11	11	16:30	16:45	119	44	8	1	3	1	0	176	183.7	
0	0	0	0	9	9	16:45	17:00	116	34	6	8	1	0	0	165	179.4	
0	0	0	0	5	5	17:00	17:15	160	30	9	8	0	1	0	208	222.3	
0	1	0	0	5	6	17:15	17:30	101	28	4	2	0	0	0	135	139.6	
0	1	0	0	2	3	17:30	17:45	86	23	5	6	1	2	0	123	133.1	
0	1	0	0	2	3	17:45	18:00	88	15	4	3	0	1	0	111	116.3	
0	2	0	0	2	4	18:00	18:15	85	18	0	4	1	3	0	111	115.4	
0	1	0	0	1	2	18:15	18:30	69	10	3	2	2	2	0	88	92.9	
0	1	0	0	1	2	18:30	18:45	44	12	2	4	1	1	0	64	70.6	
0	1	0	0	1	2	18:45	19:00	44	9	0	7	1	1	0	62	71.5	
2	4	0	0	59	66.1	P/TOT		2252	538	138	223	37	17	0	0	3205	3591

Period I Total: 1082 225 88 168 24 5 0 0 0 1592 1875  
Period II Total: 1170 313 50 55 13 12 0 0 0 1613 1715

				per hour														
OGV2	PSV	MCL	PCL	TOT	PCU.h	from	to	CAR	LGV	OGV1	OGV2	PSV	MCL	PCL	TOT	PCU		
2.3	2	0.4	0.2					1	1	1.5	2.3	2	0.4	0.2				
						PCU factor												
						INTERVAL												
01:00	01:00	01:00	01:00	01:00	01:00	00:15	00:15	00:15	00:15	00:15	00:15	00:15	00:15	00:15	00:15	00:15		
07:00	08:00	383	91	24	44	12	2	0	556	636	07:00	07:15	93	28	6	10	3	0
07:15	08:15	422	97	28	53	10	3	0	613	704.1	07:15	07:30	110	44	3	16	1	0
07:30	08:30	424	90	28	57	9	2	0	610	705.9	07:30	07:45	100	32	5	19	3	1
07:45	08:45	414	81	41	55	8	1	0	600	699.4	07:45	08:00	96	37	12	18	2	0
08:00	09:00	387	72	41	54	7	1	0	562	659.1	08:00	08:15	77	31	10	14	1	0
08:15	09:15	358	61	37	53	5	0	0	514	606.4	08:15	08:30	64	14	7	20	3	0
08:30	09:30	354	66	36	57	4	0	0	517	613.1	08:30	08:45	81	14	5	13	1	1
08:45	09:45	315	60	25	68	6	1	0	475	581.3	08:45	09:00	65	11	4	11	2	1
09:00	10:00	312	62	23	70	5	2	0	474	580.3	09:00	09:15	72	21	6	20	3	0
09:15	10:15	227	51	20	58	4	2	0	362	450.2	09:15	09:30	66	18	4	14	0	0
09:30	10:30	135	31	12	40	2	2	0	222	280.8	09:30	09:45	88	17	12	7	3	0
09:45	10:45	72	17	4	18	0	1	0	112	136.8	09:45	10:00	79	10	9	7	4	2
16:00	17:00	493	168	23	19	7	1	0	711	753.6	16:00	16:15	97	41	9	10	3	2
16:15	17:15	515	147	28	21	5	2	0	718	763.1	16:15	16:30	94	31	6	6	2	0
16:30	17:30	496	136	27	19	4	2	0	684	725	16:30	16:45	97	35	6	13	1	1
16:45	17:45	463	115	24	24	2	3	0	631	674.4	16:45	17:00	122	32	3	7	2	0
17:00	18:00	435	96	22	19	1	4	0	577	611.3	17:00	17:15	109	29	5	7	0	0
17:15	18:15	360	84	13	15	2	6	0	480	504.4	17:15	17:30	124	26	3	10	0	0
17:30	18:30	328	66	12	15	4	8	0	433	457.7	17:30	17:45	102	21	3	9	1	0
17:45	18:45	286	55	9	13	4	7	0	374	395.2	17:45	18:00	83	10	3	10	2	1
18:00	19:00	242	49	5	17	5	7	0	325	350.4	18:00	18:15	73	13	2	10	2	2
18:15	19:15	157	31	5	13	4	4	0	214	235	18:15	18:30	84	7	2	9	1	2
18:30	19:30	88	21	2	11	2	2	0	126	142.1	18:30	18:45	59	9	3	4	3	1
18:45	19:45	44	9	0	7	1	1	0	62	71.5	18:45	19:00	55	7	2	6	4	1
2252	538	138	223	37	17	0	0	0	3205	3591	P/TOT		2090	538	130	270	47	15

Period I Total: 991 277 83 169 26 5  
Period II Total: 1099 261 47 101 21 10



023 / HOO, MEDWAY  
March 2020  
Classified Turning Count

DATE: 19/03/2020  
DAY: Thursday

TOT	PCU.h
01:00	01:00
1934	2148
2048	2276
2003	2248
1943	2184
1813	2045
1671	1909
1590	1820
1493	1725
1434	1654
1064	1225
698	798.1
338	381.6
2016	2147
2022	2140
2013	2130
1948	2054
1802	1896
1654	1739
1497	1578
1296	1369
1180	1254
813	869.7
493	531.4
245	267.7
0	10179
	11144
AM Peak PCU	2276
MID Peak PCU	0
PM Peak PCU	2147
TOT Peak PCU	2276



SITE: 6  
LOCATION: A228 Peninsula Way / Main Road Hoo  
TOTAL ARMS: A B C D

from arm: A  
to arm: A

period I period II  
from: 07:00 16:00  
to: 10:00 19:00

DATE: 19/03/2020  
DAY: Thursday

per quarter of an hour

from	to	CAR	LGV	OGV1	OGV2	PSV	MCL	PCL	TOT	PCU
PCU factor		1	1	1.5	2.3	2	0.4	0.2		
INTERVAL		00:15	00:15	00:15	00:15	00:15	00:15	00:15	00:15	00:15
07:00	07:15	0	0	0	0	0	0	0	0	0
07:15	07:30	0	0	0	0	0	0	0	0	0
07:30	07:45	0	0	0	0	0	0	0	0	0
07:45	08:00	0	1	0	0	0	0	0	1	1
08:00	08:15	1	0	1	0	0	0	0	2	2.5
08:15	08:30	1	0	0	0	0	0	0	1	1
08:30	08:45	0	0	0	0	0	0	0	0	0
08:45	09:00	0	0	0	0	0	0	0	0	0
09:00	09:15	0	0	0	0	0	0	0	0	0
09:15	09:30	0	0	0	0	0	0	0	0	0
09:30	09:45	1	0	0	0	0	0	0	1	1
09:45	10:00	0	0	0	0	0	0	0	0	0
16:00	16:15	0	0	0	0	0	0	0	0	0
16:15	16:30	0	0	0	0	0	0	0	0	0
16:30	16:45	0	0	0	0	0	0	0	0	0
16:45	17:00	0	0	1	0	0	0	0	1	1.5
17:00	17:15	0	0	0	0	0	0	0	0	0
17:15	17:30	0	0	0	0	0	0	0	0	0
17:30	17:45	0	0	0	0	0	0	0	0	0
17:45	18:00	0	0	0	0	0	0	0	0	0
18:00	18:15	0	0	0	0	0	0	0	0	0
18:15	18:30	0	0	0	0	0	0	0	0	0
18:30	18:45	1	0	0	0	0	0	0	1	1
18:45	19:00	2	0	0	0	0	0	0	2	2
P/TOT		6	1	2	0	0	0	0	9	10

Period I Total: 3 1 1 0 0 0 0 0 0 5 5.5  
Period II Total: 3 0 1 0 0 0 0 0 0 4 4.5

per hour

from	to	CAR	LGV	OGV1	OGV2	PSV	MCL	PCL	TOT	PCU.h
PCU factor		1	1	1.5	2.3	2	0.4	0.2		
INTERVAL		01:00	01:00	01:00	01:00	01:00	01:00	01:00	01:00	01:00
07:00	08:00	0	1	0	0	0	0	0	1	1
07:15	08:15	1	1	1	0	0	0	0	3	3.5
07:30	08:30	2	1	1	0	0	0	0	4	4.5
07:45	08:45	2	1	1	0	0	0	0	4	4.5
08:00	09:00	2	0	1	0	0	0	0	3	3.5
08:15	09:15	1	0	0	0	0	0	0	1	1
08:30	09:30	0	0	0	0	0	0	0	0	0
08:45	09:45	1	0	0	0	0	0	0	1	1
09:00	10:00	1	0	0	0	0	0	0	1	1
09:15	10:15	1	0	0	0	0	0	0	1	1
09:30	10:30	1	0	0	0	0	0	0	1	1
09:45	10:45	0	0	0	0	0	0	0	0	0
16:00	17:00	0	0	1	0	0	0	0	1	1.5
16:15	17:15	0	0	1	0	0	0	0	1	1.5
16:30	17:30	0	0	1	0	0	0	0	1	1.5
16:45	17:45	0	0	1	0	0	0	0	1	1.5
17:00	18:00	0	0	0	0	0	0	0	0	0
17:15	18:15	0	0	0	0	0	0	0	0	0
17:30	18:30	0	0	0	0	0	0	0	0	0
17:45	18:45	1	0	0	0	0	0	0	1	1
18:00	19:00	3	0	0	0	0	0	0	3	3
18:15	19:15	3	0	0	0	0	0	0	3	3
18:30	19:30	3	0	0	0	0	0	0	3	3
18:45	19:45	2	0	0	0	0	0	0	2	2
P/TOT		6	1	2	0	0	0	0	9	10





SITE: 6  
LOCATION: A228 Peninsula Way / Main Road Hoo  
TOTAL ARMS: A B C D  
from arm: A  
to arm: B

DATE: 19/03/2020  
DAY: Thursday

from: 07:00 16:00  
to: 10:00 19:00

period I period II

per quarter of an hour

from	to	CAR	LGV	OGV1	OGV2	PSV	MCL	PCL	TOT	PCU
PCU factor		1	1	1.5	2.3	2	0.4	0.2		
INTERVAL		00:15	00:15	00:15	00:15	00:15	00:15	00:15	00:15	00:15
07:00	07:15	0	0	0	0	0	0	0	0	0
07:15	07:30	0	0	0	0	0	0	0	0	0
07:30	07:45	0	0	0	0	0	0	0	0	0
07:45	08:00	0	0	0	0	0	0	0	0	0
08:00	08:15	0	0	0	0	0	0	0	0	0
08:15	08:30	0	0	0	0	0	0	0	0	0
08:30	08:45	0	0	0	0	0	0	0	0	0
08:45	09:00	2	0	0	0	0	0	0	2	2
09:00	09:15	0	0	0	0	0	0	0	0	0
09:15	09:30	0	0	0	0	0	0	0	0	0
09:30	09:45	1	0	0	0	0	0	0	1	1
09:45	10:00	0	0	0	0	0	0	0	0	0
16:00	16:15	0	0	0	0	0	0	0	0	0
16:15	16:30	0	0	0	0	0	0	0	0	0
16:30	16:45	1	0	0	0	0	0	0	1	1
16:45	17:00	0	0	0	0	0	0	0	0	0
17:00	17:15	0	0	0	0	0	0	0	0	0
17:15	17:30	0	0	0	0	0	0	0	0	0
17:30	17:45	0	0	0	0	0	0	0	0	0
17:45	18:00	0	0	0	0	0	0	0	0	0
18:00	18:15	0	0	0	0	0	0	0	0	0
18:15	18:30	0	0	0	0	0	0	0	0	0
18:30	18:45	0	0	0	0	0	0	0	0	0
18:45	19:00	0	0	0	0	0	0	0	0	0
P/TOT		4	0	0	0	0	0	0	4	4
Period I Total:		3	0	0	0	0	0	0	3	3
Period II Total:		1	0	0	0	0	0	0	1	1

DATE: 19/03/2020  
DAY: Thursday

from: 07:00 16:00  
to: 10:00 19:00

period I period II

per hour

from	to	CAR	LGV	OGV1	OGV2	PSV	MCL	PCL	TOT	PCU.h
PCU factor		1	1	1.5	2.3	2	0.4	0.2		
INTERVAL		01:00	01:00	01:00	01:00	01:00	01:00	01:00	01:00	01:00
07:00	08:00	0	0	0	0	0	0	0	0	0
07:15	08:15	0	0	0	0	0	0	0	0	0
07:30	08:30	0	0	0	0	0	0	0	0	0
07:45	08:45	0	0	0	0	0	0	0	0	0
08:00	09:00	2	0	0	0	0	0	0	2	2
08:15	09:15	2	0	0	0	0	0	0	2	2
08:30	09:30	2	0	0	0	0	0	0	2	2
08:45	09:45	3	0	0	0	0	0	0	3	3
09:00	10:00	1	0	0	0	0	0	0	1	1
09:15	10:15	1	0	0	0	0	0	0	1	1
09:30	10:30	1	0	0	0	0	0	0	1	1
09:45	10:45	0	0	0	0	0	0	0	0	0
16:00	17:00	1	0	0	0	0	0	0	1	1
16:15	17:15	1	0	0	0	0	0	0	1	1
16:30	17:30	1	0	0	0	0	0	0	1	1
16:45	17:45	0	0	0	0	0	0	0	0	0
17:00	18:00	0	0	0	0	0	0	0	0	0
17:15	18:15	0	0	0	0	0	0	0	0	0
17:30	18:30	0	0	0	0	0	0	0	0	0
17:45	18:45	0	0	0	0	0	0	0	0	0
18:00	19:00	0	0	0	0	0	0	0	0	0
18:15	19:15	0	0	0	0	0	0	0	0	0
18:30	19:30	0	0	0	0	0	0	0	0	0
18:45	19:45	0	0	0	0	0	0	0	0	0
P/TOT		4	0	0	0	0	0	0	4	4

SITE: 6  
LOCATION: A228 Peninsula Way / Main Road Hoo  
TOTAL ARMS: A B C D  
from arm: A  
to arm: C

DATE: 19/03/2020  
DAY: Thursday

from: 07:00 16:00  
to: 10:00 19:00

period I period II

per quarter of an hour

from	to	CAR	LGV	OGV1	OGV2	PSV	MCL	PCL	TOT	PCU
PCU factor		1	1	1.5	2.3	2	0.4	0.2		
INTERVAL		00:15	00:15	00:15	00:15	00:15	00:15	00:15	00:15	00:15
07:00	07:15	156	36	3	4	13	2	0	214	232.5
07:15	07:30	189	43	11	9	8	3	0	263	286.4
07:30	07:45	209	46	9	11	5	1	0	281	304.2
07:45	08:00	224	35	12	16	3	1	0	291	320.2
08:00	08:15	235	42	14	16	1	3	0	311	338
08:15	08:30	204	34	12	13	2	0	0	265	289.9
08:30	08:45	188	34	17	13	0	0	0	252	277.4
08:45	09:00	152	25	6	16	0	1	0	200	223.2
09:00	09:15	123	16	8	11	3	0	0	161	182.3
09:15	09:30	126	20	8	18	2	0	0	174	203.4
09:30	09:45	109	26	6	21	0	2	0	164	193.1
09:45	10:00	111	21	6	20	0	2	0	160	187.8
16:00	16:15	148	63	8	5	1	1	0	226	236.9
16:15	16:30	170	45	3	4	1	0	0	223	230.7
16:30	16:45	156	50	11	1	1	2	0	221	227.6
16:45	17:00	153	37	7	10	1	0	0	208	225.5
17:00	17:15	191	31	9	8	0	2	0	241	254.7
17:15	17:30	125	33	5	1	0	0	0	164	167.8
17:30	17:45	131	31	5	6	0	2	0	175	184.1
17:45	18:00	104	16	3	3	0	1	0	127	131.8
18:00	18:15	103	16	0	3	0	3	0	125	127.1
18:15	18:30	97	15	3	4	2	3	0	124	130.9
18:30	18:45	67	16	2	4	1	1	0	91	97.6
18:45	19:00	78	13	1	7	1	0	0	100	110.6
P/TOT		3549	744	169	224	45	30	0	4761	5164
Period I Total:		2026	378	112	168	37	15	0	2736	3038
Period II Total:		1523	366	57	56	8	15	0	2025	2125



period I period II

07:00 16:00  
10:00 19:00

DATE: 19/03/2020  
DAY: Thursday

SITE: 6

LOCATION: A228 Peninsula Way / Main Road Hoo  
TOTAL ARMS: A B C D

from arm: A  
to arm: D

period I period II

from: 07:00 16:00  
to: 10:00 19:00

DATE: 19/03/2020  
DAY: Thursday

SITE: 6

LOCATION: A228 Peninsula Way /  
TOTAL ARMS: A B C

per hour

CAR	LGV	OGV1	OGV2	PSV	MCL	PCL	TOT	PCU.h
1	1	1.5	2.3	2	0.4	0.2		
01:00	01:00	01:00	01:00	01:00	01:00	01:00	01:00	01:00
778	160	35	40	29	7	0	1049	1143
857	166	46	52	17	8	0	1146	1249
872	157	47	56	11	5	0	1148	1252
851	145	55	58	6	4	0	1119	1226
779	135	49	58	3	4	0	1028	1129
667	109	43	53	5	1	0	878	972.8
589	95	39	58	5	1	0	787	886.3
510	87	28	66	5	3	0	699	802
469	83	28	70	5	4	0	659	766.6
346	67	20	59	2	4	0	498	584.3
220	47	12	41	0	4	0	324	380.9
111	21	6	20	0	2	0	160	187.8
627	195	29	20	4	3	0	878	920.7
670	163	30	23	3	4	0	893	938.5
625	151	32	20	2	4	0	834	875.6
600	132	26	25	1	4	0	788	832.1
551	111	22	18	0	5	0	707	738.4
463	96	13	13	0	6	0	591	610.8
435	78	11	16	2	9	0	551	573.9
371	63	8	14	3	8	0	467	487.4
345	60	6	18	4	7	0	440	466.2
242	44	6	15	4	4	0	315	339.1
145	29	3	11	2	1	0	191	208.2
78	13	1	7	1	0	0	100	110.6
3549	744	169	224	45	30	0	4761	5164

per quarter of an hour

CAR	LGV	OGV1	OGV2	PSV	MCL	PCL	TOT	PCU
1	1	1.5	2.3	2	0.4	0.2		
00:15	00:15	00:15	00:15	00:15	00:15	00:15	00:15	00:15
2	0	0	0	0	0	0	2	2
2	0	0	0	0	0	0	2	2
4	0	0	0	0	0	0	4	4
5	0	0	0	0	0	0	5	5
3	0	0	0	0	0	0	3	3
5	0	0	0	0	0	0	5	5
4	0	0	0	0	0	0	4	4
1	0	0	0	0	0	0	1	1
4	2	0	0	0	0	0	6	6
3	0	0	0	1	0	0	4	5
2	0	0	1	0	0	0	3	4.3
1	1	0	0	0	0	0	2	2
1	0	0	0	0	0	0	1	1
3	0	0	0	0	0	0	3	3
2	1	0	0	0	0	0	3	3
1	1	0	0	0	0	0	2	2
2	0	0	0	0	0	0	2	2
2	0	0	0	0	0	0	2	2
3	0	0	0	0	0	0	3	3
1	2	0	0	0	0	0	3	3
4	2	0	0	0	0	0	6	6
1	1	0	0	0	0	0	2	2
0	0	0	0	0	0	0	0	0
0	0	0	0	0	0	1	1	0.4
56	10	0	1	1	1	0	69	70.7

Period I Total: 36 3 0 1 1 0 0 0 0 41 43.3  
Period II Total: 20 7 0 0 0 0 1 0 0 28 27.4

per hour

CAR	LGV	OGV1	OGV2	PSV	MCL	PCL	TOT	PCU.h
1	1	1.5	2.3	2	0.4	0.2		
01:00	01:00	01:00	01:00	01:00	01:00	01:00	01:00	01:00
13	0	0	0	0	0	0	13	13
14	0	0	0	0	0	0	14	14
17	0	0	0	0	0	0	17	17
17	0	0	0	0	0	0	17	17
13	0	0	0	0	0	0	13	13
14	2	0	0	0	0	0	16	16
12	2	0	0	1	0	0	15	16
10	2	0	1	1	0	0	14	16.3
10	3	0	1	1	0	0	15	17.3
6	1	0	1	1	0	0	9	11.3
3	1	0	1	0	0	0	5	6.3
1	1	0	0	0	0	0	2	2
7	2	0	0	0	0	0	9	9
8	2	0	0	0	0	0	10	10
7	2	0	0	0	0	0	9	9
8	1	0	0	0	0	0	9	9
8	2	0	0	0	0	0	10	10
10	4	0	0	0	0	0	14	14
9	5	0	0	0	0	0	14	14
6	5	0	0	0	0	0	11	11
5	3	0	0	0	1	0	9	8.4
1	1	0	0	0	1	0	3	2.4
0	0	0	0	0	1	0	1	0.4
0	0	0	0	0	1	0	1	0.4
56	10	0	1	1	1	0	69	70.7

P/TOT 56 10 0 1 1 1 0 0 0

per quarter of an hour

CAR	LGV	OGV1	TOT	PCU
1	1	1.5		
00:15	00:15	00:15	00:15	00:15
158	36	3	197	197
191	43	11	244	244
213	46	9	268	268
229	36	12	277	277
239	42	15	296	296
210	34	12	256	256
192	34	17	243	243
155	25	6	186	186
127	18	8	153	153
129	20	8	157	157
113	26	6	145	145
112	22	6	140	140
149	63	8	220	220
173	45	3	221	221
159	51	11	221	221
154	38	8	200	200
193	31	9	233	233
127	33	5	165	165
134	31	5	170	170
105	18	3	126	126
107	18	0	125	125
98	16	3	117	117
68	16	2	86	86
80	13	1	94	94
3615	755	171	4541	4541

Period I Total: 2068 382 113  
Period II Total: 1547 373 58



										period I		period II												period I		period II																					
Main Road Hoo D										from: 07:00	to: 10:00	DATE: 19/03/2020	SITE: 6	from: 07:00	to: 16:00	LOCATION: A228 Peninsula Way / Main Road Hoo	from: 07:00	to: 16:00	DATE: 19/03/2020	SITE: 6	from: 07:00	to: 10:00	LOCATION: A228 Peninsula Way / Main Road Hoo	from: 07:00	to: 16:00																						
										to arm: A	to arm: all	DAY: Thursday	TOTAL ARMS: A B C D	to arm: A	to arm: A	DAY: Thursday	TOTAL ARMS: A B C D	to arm: A	to arm: A																												
hour										per hour										hour										per hour																	
OGV2	PSV	MCL	PCL	TOT	PCU	OGV2	PSV	MCL	PCL	TOT	PCU.h	OGV2	PSV	MCL	PCL	TOT	PCU	OGV2	PSV	MCL	PCL	TOT	PCU	OGV2	PSV	MCL	PCL	TOT	PCU	OGV2	PSV	MCL	PCL	TOT	PCU	OGV2	PSV	MCL	PCL	TOT	PCU						
2.3	2	0.4	0.2			1	1	1.5	2.3	2	0.4	0.2	1	1	1.5	2.3	2	0.4	0.2	1	1	1.5	2.3	2	0.4	0.2	1	1	1.5	2.3	2	0.4	0.2	1	1	1.5	2.3	2	0.4	0.2	1	1	1.5	2.3	2	0.4	0.2
00:15	00:15	00:15	00:15	00:15	00:15	INTERVAL	01:00	01:00	01:00	01:00	01:00	01:00	INTERVAL	00:15	00:15	00:15	00:15	00:15	00:15	INTERVAL	01:00	01:00	01:00	01:00	01:00	INTERVAL	01:00	01:00	01:00	01:00	01:00	INTERVAL	01:00	01:00	01:00	01:00	01:00										
4	13	2	0	216	234.5	07:00 08:00	791	161	35	40	29	7	0	1063	1157	07:00 07:15	132	34	5	8	2	2	0	183	196.7	07:00 08:00	490	181	32	61	8	8	8	8	8	8	8										
9	8	3	0	265	288.4	07:15 08:15	872	167	47	52	17	8	0	1163	1266	07:15 07:30	127	56	8	15	1	0	0	207	231.5	07:15 08:15	456	182	40	73	11	11	11	11	11	11	11										
11	5	1	0	285	308.2	07:30 08:30	891	158	48	56	11	5	0	1169	1274	07:30 07:45	111	45	8	22	3	2	0	191	225.4	07:30 08:30	423	149	42	74	13	13	13	13	13	13	13										
16	3	1	0	297	326.2	07:45 08:45	870	146	56	58	6	4	0	1140	1247	07:45 08:00	120	46	11	16	2	0	0	195	223.3	07:45 08:45	419	126	44	64	15	15	15	15	15	15	15										
16	1	3	0	316	343.5	08:00 09:00	796	135	50	58	3	4	0	1046	1147	08:00 08:15	98	35	13	20	5	0	0	171	208.5	08:00 09:00	402	100	42	62	23	23	23	23	23	23	23										
13	2	0	0	271	295.9	08:15 09:15	684	111	43	53	5	1	0	897	991.8	08:15 08:30	94	23	10	16	3	0	0	146	174.8	08:15 09:15	401	95	37	63	23	23	23	23	23	23	23										
13	0	0	0	256	281.4	08:30 09:30	603	97	39	58	6	1	0	804	904.3	08:30 08:45	107	22	10	12	5	1	0	157	182	08:30 09:30	394	94	36	57	27	27	27	27	27	27	27										
16	0	1	0	203	226.2	08:45 09:45	524	89	28	67	6	3	0	717	822.3	08:45 09:00	103	20	9	14	10	1	0	157	189.1	08:45 09:45	387	96	38	52	27	27	27	27	27	27	27										
11	3	0	0	167	188.3	09:00 10:00	481	86	28	71	6	4	0	676	785.9	09:00 09:15	97	30	8	21	5	0	0	161	197.3	09:00 10:00	389	91	39	45	23	23	23	23	23	23	23										
18	3	0	0	178	208.4	09:15 10:15	354	68	20	60	3	4	0	509	597.6	09:15 09:30	87	22	9	10	7	0	0	135	159.5	09:15 10:15	292	61	31	24	18	18	18	18	18	18	18										
22	0	2	0	169	199.4	09:30 10:30	225	48	12	42	0	4	0	331	389.2	09:30 09:45	100	24	12	7	5	0	0	148	168.1	09:30 10:30	205	39	22	14	11	11	11	11	11	11	11										
20	0	2	0	162	189.8	09:45 10:45	112	22	6	20	0	2	0	162	189.8	09:45 10:00	105	15	10	7	6	2	0	145	163.9	09:45 10:45	105	15	10	7	6	6	6	6	6	6	6										
5	1	1	0	227	237.9	16:00 17:00	635	197	30	20	4	3	0	889	932.2	16:00 16:15	147	47	14	9	5	2	0	224	246.5	16:00 17:00	692	172	34	38	21	21	21	21	21	21	21										
4	1	0	0	226	233.7	16:15 17:15	679	165	31	23	3	4	0	905	951	16:15 16:30	168	39	7	7	4	1	0	226	242	16:15 17:15	725	170	26	35	17	17	17	17	17	17	17										
1	1	2	0	225	231.6	16:30 17:30	633	153	33	20	2	4	0	845	887.1	16:30 16:45	185	47	9	14	7	3	0	265	292.9	16:30 17:30	760	178	25	36	14	14	14	14	14	14	14										
10	1	0	0	211	229	16:45 17:45	608	133	27	25	1	4	0	798	842.6	16:45 17:00	192	39	4	8	5	1	0	249	265.8	16:45 17:45	779	166	19	33	9	9	9	9	9	9	9										
8	0	2	0	243	256.7	17:00 18:00	559	113	22	18	0	5	0	717	748.4	17:00 17:15	180	45	6	6	1	0	0	238	249.8	17:00 18:00	749	148	18	33	5	5	5	5	5	5	5										
1	0	0	0	166	169.8	17:15 18:15	473	100	13	13	0	6	0	605	624.8	17:15 17:30	203	47	6	8	1	0	0	265	279.4	17:15 18:15	732	126	17	38	4	4	4	4	4	4	4										
6	0	2	0	178	187.1	17:30 18:30	444	83	11	16	2	9	0	565	587.9	17:30 17:45	204	35	3	11	2	2	0	257	273.6	17:30 18:30	674	91	15	39	3	3	3	3	3	3	3										
3	0	1	0	130	134.8	17:45 18:45	378	68	8	14	3	8	0	479	499.4	17:45 18:00	162	21	3	8	1	2	0	197	208.7	17:45 18:45	577	73	14	32	4	4	4	4	4	4	4										
3	0	3	0	131	133.1	18:00 19:00	353	63	6	18	4	8	0	452	477.6	18:00 18:15	163	23	5	11	0	3	0	205	220	18:00 19:00	506	66	13	29	4	4	4	4	4	4	4										
4	2	3	0	126	132.9	18:15 19:15	246	45	6	15	4	5	0	321	344.5	18:15 18:30	145	12	4	9	0	3	0	173	184.9	18:15 19:15	343	43	8	18	4	4	4	4	4	4	4										
4	1	1	0	92	98.6	18:30 19:30	148	29	3	11	2	2	0	195	211.6	18:30 18:45	107	17	2	4	3	1	0	134	142.6	18:30 19:30	198	31	4	9	4	4	4	4	4	4	4										
7	1	1	0	103	113	18:45 19:45	80	13	1	7	1	1	0	103	113	18:45 19:00	91	14	2	5	1	1	0	114	121.9	18:45 19:45	91	14	2	5	1	1	1	1	1	1	1										
225	46	31	0	4843	5248	P/TOT	3615	755	171	225	46	31	0	4843	5248	P/TOT	3228	758	178	268	84	27	0	0	4543	5048	P/TOT	3228	758	178	268	84	84	84	84	84	84	84									
169	38	15	0	2785	3090											Period I Total:	1281	372	113	168	54	8	0	0	1996	2320																					
56	8	16	0	2058	2158											Period II Total:	1947	386	65	100	30	19	0	0	2547	2728																					



DATE: 19/03/2020  
DAY: Thursday

SITE: 6  
LOCATION: A228 Peninsula Way / Main Road Hoo  
TOTAL ARMS:

from arm: B  
to arm: A

period I period II  
from: 07:00 16:00  
to: 10:00 19:00

DATE: 19/03/2020  
DAY: Thursday

SITE: 6  
LOCATION: A228 Peninsula Way / Main Road Hoo  
TOTAL ARMS: A B C D

MCL		PCL	TOT	PCU.h	from	to	per quarter of an hour						TOT	PCU	
0.4	0.2						CAR	LGV	OGV1	OGV2	PSV	MCL	PCL		
PCU factor		PCU factor		PCU factor		PCU factor		PCU factor		PCU factor		PCU factor		PCU factor	
01:00		01:00		01:00		01:00		01:00		01:00		01:00		01:00	
4	0		776	876.9	07:00	07:15	0	0	1	0	0	0	0	1	1.5
2	0		764	888.7	07:15	07:30	1	0	0	0	0	0	0	1	1
2	0		703	832	07:30	07:45	0	0	0	0	0	0	0	0	0
1	0		669	788.6	07:45	08:00	0	0	0	0	0	0	0	0	0
2	0		631	754.4	08:00	08:15	0	0	0	0	0	0	0	0	0
2	0		621	743.2	08:15	08:30	0	0	0	0	0	0	0	0	0
2	0		610	727.9	08:30	08:45	1	0	1	0	0	0	0	2	2.5
1	0		601	714	08:45	09:00	1	0	0	0	0	0	0	1	1
2	0		589	688.8	09:00	09:15	0	1	0	0	0	0	0	1	1
2	0		428	491.5	09:15	09:30	1	0	0	0	0	0	0	1	1
2	0		293	332	09:30	09:45	0	0	0	0	0	0	0	0	0
2	0		145	163.9	09:45	10:00	1	0	0	0	0	0	0	1	1
7	0		964	1047	16:00	16:15	0	0	0	0	0	0	0	0	0
5	0		978	1051	16:15	16:30	0	0	0	0	0	0	0	0	0
4	0		1017	1088	16:30	16:45	0	0	0	0	0	0	0	0	0
3	0		1009	1069	16:45	17:00	0	0	0	0	0	0	0	0	0
4	0		957	1012	17:00	17:15	1	0	0	0	0	0	0	1	1
7	0		924	981.7	17:15	17:30	0	0	0	0	0	0	0	0	0
10	0		832	887.2	17:30	17:45	0	0	0	0	0	0	0	0	0
9	0		709	756.2	17:45	18:00	1	0	0	0	0	0	0	1	1
8	0		626	669.4	18:00	18:15	0	0	0	0	0	0	0	0	0
5	0		421	449.4	18:15	18:30	0	0	0	0	0	0	0	0	0
2	0		248	264.5	18:30	18:45	0	0	0	0	0	0	0	0	0
1	0		114	121.9	18:45	19:00	0	0	0	0	0	0	0	0	0
27	0	0	4543	5048	P/TOT		7	1	2	0	0	0	0	10	11

Period I Total: 5 1 2 0 0 0 0 0 0 0 8 9  
Period II Total: 2 0 0 0 0 0 0 0 0 0 2 2

MCL		PCL	TOT	PCU.h	from	to	per hour						TOT	PCU	
0.4	0.2						CAR	LGV	OGV1	OGV2	PSV	MCL	PCL		
PCU factor		PCU factor		PCU factor		PCU factor		PCU factor		PCU factor		PCU factor		PCU factor	
01:00		01:00		01:00		01:00		01:00		01:00		01:00		01:00	
1	0		2	2.5	07:00	08:00	1	0	1	0	0	0	0	2	2.5
1	0		1	1	07:15	08:15	1	0	0	0	0	0	0	1	1
0	0		0	0	07:30	08:30	0	0	0	0	0	0	0	0	0
1	0		2	2.5	07:45	08:45	1	0	1	0	0	0	0	2	2.5
2	0		3	3.5	08:00	09:00	2	0	1	0	0	0	0	3	3.5
2	1		4	4.5	08:15	09:15	2	1	1	0	0	0	0	4	4.5
3	1		5	5.5	08:30	09:30	3	1	1	0	0	0	0	5	5.5
2	1		3	3	08:45	09:45	2	1	0	0	0	0	0	3	3
2	1		3	3	09:00	10:00	2	1	0	0	0	0	0	3	3
2	0		2	2	09:15	10:15	2	0	0	0	0	0	0	2	2
1	0		1	1	09:30	10:30	1	0	0	0	0	0	0	1	1
1	0		1	1	09:45	10:45	1	0	0	0	0	0	0	1	1
0	0		0	0	16:00	17:00	0	0	0	0	0	0	0	0	0
1	0		1	1	16:15	17:15	1	0	0	0	0	0	0	1	1
1	0		1	1	16:30	17:30	1	0	0	0	0	0	0	1	1
1	0		1	1	16:45	17:45	1	0	0	0	0	0	0	1	1
2	0		2	2	17:00	18:00	2	0	0	0	0	0	0	2	2
1	0		1	1	17:15	18:15	1	0	0	0	0	0	0	1	1
1	0		1	1	17:30	18:30	1	0	0	0	0	0	0	1	1
1	0		1	1	17:45	18:45	1	0	0	0	0	0	0	1	1
0	0		0	0	18:00	19:00	0	0	0	0	0	0	0	0	0
0	0		0	0	18:15	19:15	0	0	0	0	0	0	0	0	0
0	0		0	0	18:30	19:30	0	0	0	0	0	0	0	0	0
0	0		0	0	18:45	19:45	0	0	0	0	0	0	0	0	0
7	1	2	10	11	P/TOT		7	1	2	0	0	0	0	10	11

MCL		PCL	TOT	PCU.h	from	to	per quarter of an hour						TOT	PCU	
0.4	0.2						CAR	LGV	OGV1	OGV2	PSV	MCL	PCL		
PCU factor		PCU factor		PCU factor		PCU factor		PCU factor		PCU factor		PCU factor		PCU factor	
01:00		01:00		01:00		01:00		01:00		01:00		01:00		01:00	
0	0		0	0	07:00	07:15	0	0	0	0	0	0	0	0	0
0	0		0	0	07:15	07:30	0	0	0	0	0	0	0	0	0
0	0		0	0	07:30	07:45	0	0	0	0	0	0	0	0	0
0	0		0	0	07:45	08:00	0	0	0	0	0	0	0	0	0
0	0		0	0	08:00	08:15	0	0	0	0	0	0	0	0	0
0	0		0	0	08:15	08:30	0	0	0	0	0	0	0	0	0
0	0		0	0	08:30	08:45	0	0	0	0	0	0	0	0	0
0	0		0	0	08:45	09:00	0	0	0	0	0	0	0	0	0
0	0		0	0	09:00	09:15	0	0	0	0	0	0	0	0	0
0	0		0	0	09:15	09:30	0	0	0	0	0	0	0	0	0
0	0		0	0	09:30	09:45	0	0	0	0	0	0	0	0	0
0	0		0	0	09:45	10:00	0	0	0	0	0	0	0	0	0
0	0		0	0	16:00	16:15	0	0	0	0	0	0	0	0	0
0	0		0	0	16:15	16:30	0	0	0	0	0	0	0	0	0
0	0		0	0	16:30	16:45	0	0	0	0	0	0	0	0	0
0	0		0	0	16:45	17:00	0	0	0	0	0	0	0	0	0
0	0		0	0	17:00	17:15	0	0	0	0	0	0	0	0	0
0	0		0	0	17:15	17:30	0	0	0	0	0	0	0	0	0
0	0		0	0	17:30	17:45	0	0	0	0	0	0	0	0	0
0	0		0	0	17:45	18:00	0	0	0	0	0	0	0	0	0
0	0		0	0	18:00	18:15	0	0	0	0	0	0	0	0	0
0	0		0	0	18:15	18:30	0	0	0	0	0	0	0	0	0
0	0		0	0	18:30	18:45	0	0	0	0	0	0	0	0	0
0	0		0	0	18:45	19:00	0	0	0	0	0	0	0	0	0
0	0	0	0	0	P/TOT		0	0	0	0	0	0	0	0	0

Period I Total: 0 0 0 0 0 0 0 0 0 0 0 0 0 0  
Period II Total: 0 0 0 0 0 0 0 0 0 0 0 0 0 0



from arm: **B**  
 to arm: **B**  
 period I from: 07:00 16:00  
 period II to: 10:00 19:00

DATE: 19/03/2020  
 DAY: Thursday  
 SITE: 6  
 LOCATION: A228 Peninsula Way / Main Road Hoo  
 TOTAL ARMS: A B C D

from arm: **B**  
 to arm: **C**  
 period I from: 07:00 16:00  
 period II to: 10:00 19:00

DATE: 19/03/2020  
 DAY: Thursday

		per hour								
TOT	PCU	from	to	CAR	LGV	OGV1	OGV2	PSV	MCL	PCL
		07:00	08:00	0	0	0	0	0	0	0
0	0	07:15	08:15	0	0	0	0	0	0	0
0	0	07:30	08:30	0	0	0	0	0	0	0
0	0	07:45	08:45	0	0	0	0	0	0	0
0	0	08:00	09:00	0	0	0	0	0	0	0
0	0	08:15	09:15	0	0	0	0	0	0	0
0	0	08:30	09:30	0	0	0	0	0	0	0
0	0	08:45	09:45	0	0	0	0	0	0	0
0	0	09:00	10:00	0	0	0	0	0	0	0
0	0	09:15	10:15	0	0	0	0	0	0	0
0	0	09:30	10:30	0	0	0	0	0	0	0
0	0	09:45	10:45	0	0	0	0	0	0	0
0	0	16:00	17:00	0	0	0	0	0	0	0
0	0	16:15	17:15	0	0	0	0	0	0	0
0	0	16:30	17:30	0	0	0	0	0	0	0
0	0	16:45	17:45	0	0	0	0	0	0	0
0	0	17:00	18:00	0	0	0	0	0	0	0
0	0	17:15	18:15	0	0	0	0	0	0	0
0	0	17:30	18:30	0	0	0	0	0	0	0
0	0	17:45	18:45	0	0	0	0	0	0	0
0	0	18:00	19:00	0	0	0	0	0	0	0
0	0	18:15	19:15	0	0	0	0	0	0	0
0	0	18:30	19:30	0	0	0	0	0	0	0
0	0	18:45	19:45	0	0	0	0	0	0	0
0	0	P/TOT		0	0	0	0	0	0	0

		per quarter of an hour								
TOT	PCU.h	from	to	CAR	LGV	OGV1	OGV2	PSV	MCL	PCL
		07:00	07:15	3	1	0	0	0	0	0
0	0	07:15	07:30	5	1	0	0	0	0	0
0	0	07:30	07:45	2	0	0	0	0	0	0
0	0	07:45	08:00	2	0	0	0	0	0	0
0	0	08:00	08:15	7	1	0	0	0	0	0
0	0	08:15	08:30	4	0	0	0	0	0	0
0	0	08:30	08:45	4	1	0	1	0	0	0
0	0	08:45	09:00	4	0	1	0	0	0	0
0	0	09:00	09:15	1	2	0	0	0	0	0
0	0	09:15	09:30	5	0	0	0	0	0	0
0	0	09:30	09:45	1	0	0	0	0	0	0
0	0	09:45	10:00	1	0	0	0	0	0	0
0	0	16:00	16:15	2	1	0	0	0	0	0
0	0	16:15	16:30	10	3	0	0	0	1	0
0	0	16:30	16:45	6	2	1	0	0	0	0
0	0	16:45	17:00	5	0	0	0	0	0	0
0	0	17:00	17:15	4	0	0	0	0	0	0
0	0	17:15	17:30	3	0	0	0	0	0	0
0	0	17:30	17:45	1	0	0	0	0	0	0
0	0	17:45	18:00	2	0	0	0	0	0	0
0	0	18:00	18:15	0	0	0	0	0	0	0
0	0	18:15	18:30	4	0	0	0	0	0	0
0	0	18:30	18:45	2	0	0	0	0	0	0
0	0	18:45	19:00	0	0	0	0	0	0	0
		P/TOT		78	12	2	1	0	1	0

		per hour								
TOT	PCU	from	to	CAR	LGV	OGV1	OGV2	PSV	MCL	PCL
		07:00	08:00	12	2	0	0	0	0	0
		07:15	08:15	16	2	0	0	0	0	0
		07:30	08:30	15	1	0	0	0	0	0
		07:45	08:45	17	2	0	1	0	0	0
		08:00	09:00	19	2	1	1	0	0	0
		08:15	09:15	13	3	1	1	0	0	0
		08:30	09:30	14	3	1	1	0	0	0
		08:45	09:45	11	2	1	0	0	0	0
		09:00	10:00	8	2	0	0	0	0	0
		09:15	10:15	7	0	0	0	0	0	0
		09:30	10:30	2	0	0	0	0	0	0
		09:45	10:45	1	0	0	0	0	0	0
		16:00	17:00	23	6	1	0	0	1	0
		16:15	17:15	25	5	1	0	0	1	0
		16:30	17:30	18	2	1	0	0	0	0
		16:45	17:45	13	0	0	0	0	0	0
		17:00	18:00	10	0	0	0	0	0	0
		17:15	18:15	6	0	0	0	0	0	0
		17:30	18:30	7	0	0	0	0	0	0
		17:45	18:45	8	0	0	0	0	0	0
		18:00	19:00	6	0	0	0	0	0	0
		18:15	19:15	6	0	0	0	0	0	0
		18:30	19:30	2	0	0	0	0	0	0
		18:45	19:45	0	0	0	0	0	0	0
		P/TOT		78	12	2	1	0	1	0

Period I Total: 39 6 1 1 0 0 0 0 0 0 47 48.8  
 Period II Total: 39 6 1 0 0 0 1 0 0 0 47 46.9

2020 SITE: 6 from arm: **B**  
ay LOCATION: A228 Peninsula Way / Main Road Hoo to arm: **D**  
TOTAL ARMS: A B C D

period I period II  
from: 07:00 16:00  
to: 10:00 19:00

DATE: 19/03/2020 SITE: 6 from arm: **B**  
DAY: Thursday LOCATION: A228 Peninsula Way / Main Road Hoo to arm: **all**  
TOTAL ARMS: A B C D

per quarter of an hour

PCU.h	from	to	CAR	LGW	OGV1	OGV2	PSV	MCL	PCL	TOT	PCU
			1	1	1.5	2.3	2	0.4	0.2		
	01:00	INTERVAL	00:15	00:15	00:15	00:15	00:15	00:15	00:15	00:15	00:15
14	07:00	07:15	0	0	0	0	0	0	0	0	0
18	07:15	07:30	0	0	0	0	0	0	0	0	0
16	07:30	07:45	0	0	0	0	0	0	0	0	0
21.3	07:45	08:00	0	0	0	0	0	0	0	0	0
24.8	08:00	08:15	0	0	0	0	0	0	0	0	0
19.8	08:15	08:30	1	0	0	0	0	0	0	1	1
20.8	08:30	08:45	0	0	0	0	0	0	0	0	0
14.5	08:45	09:00	0	0	0	0	0	0	0	0	0
10	09:00	09:15	0	0	0	0	0	0	0	0	0
7	09:15	09:30	0	0	0	0	0	0	0	0	0
2	09:30	09:45	0	0	0	0	0	0	0	0	0
1	09:45	10:00	1	0	0	0	0	0	0	1	1
30.9	16:00	16:15	1	0	0	0	0	0	0	1	1
31.9	16:15	16:30	0	0	0	0	0	0	0	0	0
21.5	16:30	16:45	0	0	0	0	0	0	0	0	0
13	16:45	17:00	0	0	0	0	0	0	0	0	0
10	17:00	17:15	0	0	0	0	0	0	0	0	0
6	17:15	17:30	0	0	0	0	0	0	0	0	0
7	17:30	17:45	0	0	0	0	0	0	0	0	0
8	17:45	18:00	0	0	0	0	0	0	0	0	0
6	18:00	18:15	0	0	0	0	0	0	0	0	0
6	18:15	18:30	0	0	0	0	0	0	0	0	0
2	18:30	18:45	1	0	0	0	0	0	0	1	1
0	18:45	19:00	1	0	0	0	0	0	0	1	1
95.7	P/TOT		5	0	0	0	0	0	0	5	5

Period I Total: 2 0 0 0 0 0 0 0 0 0 2 2  
Period II Total: 3 0 0 0 0 0 0 0 0 0 3 3

per hour

from	to	CAR	LGW	OGV1	OGV2	PSV	MCL	PCL	TOT	PCU.h
		1	1	1.5	2.3	2	0.4	0.2		
	01:00	INTERVAL	01:00	01:00	01:00	01:00	01:00	01:00	01:00	01:00
07:00	08:00	0	0	0	0	0	0	0	0	0
07:15	08:15	0	0	0	0	0	0	0	0	0
07:30	08:30	1	0	0	0	0	0	0	1	1
07:45	08:45	1	0	0	0	0	0	0	1	1
08:00	09:00	1	0	0	0	0	0	0	1	1
08:15	09:15	1	0	0	0	0	0	0	1	1
08:30	09:30	0	0	0	0	0	0	0	0	0
08:45	09:45	0	0	0	0	0	0	0	0	0
09:00	10:00	1	0	0	0	0	0	0	1	1
09:15	10:15	1	0	0	0	0	0	0	1	1
09:30	10:30	1	0	0	0	0	0	0	1	1
09:45	10:45	1	0	0	0	0	0	0	1	1
16:00	17:00	1	0	0	0	0	0	0	1	1
16:15	17:15	0	0	0	0	0	0	0	0	0
16:30	17:30	0	0	0	0	0	0	0	0	0
16:45	17:45	0	0	0	0	0	0	0	0	0
17:00	18:00	0	0	0	0	0	0	0	0	0
17:15	18:15	0	0	0	0	0	0	0	0	0
17:30	18:30	0	0	0	0	0	0	0	0	0
17:45	18:45	1	0	0	0	0	0	0	1	1
18:00	19:00	2	0	0	0	0	0	0	2	2
18:15	19:15	2	0	0	0	0	0	0	2	2
18:30	19:30	2	0	0	0	0	0	0	2	2
18:45	19:45	1	0	0	0	0	0	0	1	1
P/TOT		5	0	0	0	0	0	0	5	5

per quarter of an hour

from	to	CAR	LGW	OGV1	OGV2	PSV	MCL	PCL	TOT	PCU	from
		1	1	1.5	2.3	2	0.4	0.2			PC
	00:15	INTERVAL	00:15	00:15	00:15	00:15	00:15	00:15	00:15	00:15	II
07:00	07:15	3	1	1	0	0	0	0	5	5.5	07:00
07:15	07:30	6	1	0	0	0	0	0	7	7	07:15
07:30	07:45	2	0	0	0	0	0	0	2	2	07:30
07:45	08:00	2	0	0	0	0	0	0	2	2	07:45
08:00	08:15	7	1	0	0	0	0	0	8	8	08:00
08:15	08:30	5	0	0	0	0	0	0	5	5	08:15
08:30	08:45	5	1	1	1	0	0	0	8	9.8	08:30
08:45	09:00	5	0	1	0	0	0	0	6	6.5	08:45
09:00	09:15	1	3	0	0	0	0	0	4	4	09:00
09:15	09:30	6	0	0	0	0	0	0	6	6	09:15
09:30	09:45	1	0	0	0	0	0	0	1	1	09:30
09:45	10:00	3	0	0	0	0	0	0	3	3	09:45
16:00	16:15	3	1	0	0	0	0	0	4	4	16:00
16:15	16:30	10	3	0	0	0	1	0	14	13.4	16:15
16:30	16:45	6	2	1	0	0	0	0	9	9.5	16:30
16:45	17:00	5	0	0	0	0	0	0	5	5	16:45
17:00	17:15	5	0	0	0	0	0	0	5	5	17:00
17:15	17:30	3	0	0	0	0	0	0	3	3	17:15
17:30	17:45	1	0	0	0	0	0	0	1	1	17:30
17:45	18:00	3	0	0	0	0	0	0	3	3	17:45
18:00	18:15	0	0	0	0	0	0	0	0	0	18:00
18:15	18:30	4	0	0	0	0	0	0	4	4	18:15
18:30	18:45	3	0	0	0	0	0	0	3	3	18:30
18:45	19:00	1	0	0	0	0	0	0	1	1	18:45
P/TOT		90	13	4	1	0	1	0	109	111.7	

Period I Total: 46 7 3 1 0 0 0 0 0 57 59.8  
Period II Total: 44 6 1 0 0 0 1 0 0 52 51.9



period I period II  
from: 07:00 16:00  
to: 10:00 19:00

DATE: 19/03/2020 SITE: 6  
DAY: Thursday LOCATION: A228 Peninsula Way / Main Road Hoo  
TOTAL ARMS: A B C D

from arm: all  
to arm: B

period I period II  
from: 07:00 16:00  
to: 10:00 19:00

DATE: 19/03/2020 SITE: 6  
DAY: Thursday LOCATION: A228 Peninsula Way / Main Road Hoo  
TOTAL ARMS: A B C D

		per hour							TOT	PCU.h								TOT	PCU																					
to	from	CAR	LGV	OGV1	OGV2	PSV	MCL	PCL		from	to	CAR	LGV	OGV1	OGV2	PSV	MCL	PCL		from	to	CAR	LGV	OGV1	OGV2	PSV	MCL	PCL		from	to	CAR	LGV	OGV1	OGV2	PSV	MCL	PCL		
PCU factor	PCU factor	1	1	1.5	2.3	2	0.4	0.2		PCU factor	PCU factor	1	1	1.5	2.3	2	0.4	0.2		PCU factor	PCU factor	1	1	1.5	2.3	2	0.4	0.2		PCU factor	PCU factor	1	1	1.5	2.3	2	0.4	0.2		
INTERVAL	INTERVAL	01:00	01:00	01:00	01:00	01:00	01:00	01:00	01:00	INTERVAL	INTERVAL	00:15	00:15	00:15	00:15	00:15	00:15	00:15	00:15	INTERVAL	INTERVAL	01:00	01:00	01:00	01:00	01:00	01:00	01:00	01:00	01:00	01:00	01:00	01:00	01:00	01:00	01:00	01:00	01:00		
08:00	07:00	13	2	1	0	0	0	0	16	07:00	07:15	2	2	1	0	0	0	0	5	07:00	07:15	19	11	1	0	0	1	0	32	07:00	07:15	132	34							
08:15	07:15	17	2	0	0	0	0	0	19	07:15	07:30	9	3	0	0	0	1	0	13	07:15	07:30	31	31.7	11	0	1	0	31	07:15	07:30	125	56								
08:30	07:30	16	1	0	0	0	0	0	17	07:30	07:45	6	3	0	0	0	0	0	9	07:30	07:45	22	23.3	11	0	1	0	22	07:30	07:45	111	44								
08:45	07:45	19	2	1	1	0	0	0	23	07:45	08:00	2	3	0	0	0	0	0	5	07:45	08:00	15	17.3	5	7	2	1	0	15	07:45	08:00	120	45							
09:00	08:00	22	2	2	1	0	0	0	27	08:00	08:15	1	2	0	1	0	0	0	4	08:00	08:15	16	18.3	9	4	2	1	0	16	08:00	08:15	94	35							
09:15	08:15	16	4	2	1	0	0	0	23	08:15	08:30	2	2	0	0	0	0	0	4	08:15	08:30	15	16	11	2	2	0	0	15	08:15	08:30	91	22							
09:30	08:30	17	4	2	1	0	0	0	24	08:30	08:45	0	0	2	0	0	0	0	2	08:30	08:45	14	15	12	0	2	0	0	14	08:30	08:45	105	21							
09:45	08:45	13	3	1	0	0	0	0	17	08:45	09:00	6	0	0	0	0	0	0	6	08:45	09:00	16	16	16	0	0	0	0	16	08:45	09:00	100	20							
10:00	09:00	11	3	0	0	0	0	0	14	09:00	09:15	3	0	0	0	0	0	0	3	09:00	09:15	13	13	12	1	0	0	0	13	09:00	09:15	95	29							
10:15	09:15	10	0	0	0	0	0	0	10	09:15	09:30	3	0	0	0	0	0	0	3	09:15	09:30	10	10	9	1	0	0	0	10	09:15	09:30	83	22							
10:30	09:30	4	0	0	0	0	0	0	4	09:30	09:45	4	0	0	0	0	0	0	4	09:30	09:45	7	7	6	1	0	0	0	7	09:30	09:45	98	23							
10:45	09:45	3	0	0	0	0	0	0	3	09:45	10:00	2	1	0	0	0	0	0	3	09:45	10:00	3	3	2	1	0	0	0	3	09:45	10:00	104	15							
17:00	16:00	24	6	1	0	0	1	0	32	16:00	16:15	4	2	0	0	0	0	0	6	16:00	16:15	17	17	15	2	0	0	0	17	16:00	16:15	145	47							
17:15	16:15	26	5	1	0	0	1	0	33	16:15	16:30	2	0	0	0	0	0	0	2	16:15	16:30	16	16	16	0	0	0	0	16	16:15	16:30	167	39							
17:30	16:30	19	2	1	0	0	0	0	22	16:30	16:45	6	0	0	0	0	0	0	6	16:30	16:45	19	19	19	0	0	0	0	19	16:30	16:45	183	46							
17:45	16:45	14	0	0	0	0	0	0	14	16:45	17:00	3	0	0	0	0	0	0	3	16:45	17:00	18	18	16	2	0	0	0	18	16:45	17:00	190	39							
18:00	17:00	12	0	0	0	0	0	0	12	17:00	17:15	5	0	0	0	0	0	0	5	17:00	17:15	21	21	19	2	0	0	0	21	17:00	17:15	178	45							
18:15	17:15	7	0	0	0	0	0	0	7	17:15	17:30	5	0	0	0	0	0	0	5	17:15	17:30	20	20	18	2	0	0	0	20	17:15	17:30	199	46							
18:30	17:30	8	0	0	0	0	0	0	8	17:30	17:45	3	2	0	0	0	0	0	5	17:30	17:45	19	19	17	2	0	0	0	19	17:30	17:45	202	35							
18:45	17:45	10	0	0	0	0	0	0	10	17:45	18:00	6	0	0	0	0	0	0	6	17:45	18:00	17	17	17	0	0	0	0	17	17:45	18:00	159	20							
19:00	18:00	8	0	0	0	0	0	0	8	18:00	18:15	4	0	0	0	0	0	0	4	18:00	18:15	13	13	13	0	0	0	0	13	18:00	18:15	163	23							
19:15	18:15	8	0	0	0	0	0	0	8	18:15	18:30	4	0	0	0	0	0	0	4	18:15	18:30	9	9	9	0	0	0	0	9	18:15	18:30	145	12							
19:30	18:30	4	0	0	0	0	0	0	4	18:30	18:45	3	0	0	0	0	0	0	3	18:30	18:45	5	5	5	0	0	0	0	5	18:30	18:45	105	17							
19:45	18:45	1	0	0	0	0	0	0	1	18:45	19:00	2	0	0	0	0	0	0	2	18:45	19:00	2	2	2	0	0	0	0	2	18:45	19:00	89	14							
P/TOT		90	13	4	1	0	1	0	109	P/TOT		87	20	3	1	0	1	0	112	P/TOT		87	20	3	1	0	1	0	112	P/TOT	3183	749								

Period I Total: 40 16 3 1 0 1 0 0 0 61 63.2  
Period II Total: 47 4 0 0 0 0 0 0 0 51 51

Period I Total: 1258 366  
Period II Total: 1925 383



from arm: <b>C</b> to arm: <b>A</b>										period I period II from: 07:00 16:00 to: 10:00 19:00		DATE: 19/03/2020 DAY: Thursday		SITE: 6 LOCATION: A228 Peninsula Way / Main Road Hoo		from arm: <b>C</b> to arm: <b>B</b>		period I period II from: 07:00 16:00 to: 10:00 19:00																																
a Way / Main Road Hoo										TOTAL ARMS: A B C D		TOTAL ARMS: A B C D		TOTAL ARMS: A B C D																																				
of an hour										per hour		per quarter of an hour		per hour																																				
OGV1	OGV2	PSV	MCL	PCL	TOT	PCU	from	to	CAR	LGW	OGV1	OGV2	PSV	MCL	PCL	TOT	PCU	from	to	CAR	LGW	OGV1	OGV2	PSV	MCL	PCL	TOT	PCU	from	to	CAR	LGW	OGV1	OGV2	PSV	MCL	PCL	TOT	PCU											
1.5	2.3	2	0.4	0.2			01:00	01:00	1	1	1.5	2.3	2	0.4	0.2			00:15	00:15	1	1	1.5	2.3	2	0.4	0.2			01:00	01:00	1	1	1.5	2.3	2	0.4	0.2			00:15	00:15	1	1	1.5	2.3	2	0.4	0.2		
00:15	00:15	00:15	00:15	00:15	00:15	00:15	INTERVAL	01:00	01:00	01:00	01:00	01:00	01:00	01:00	01:00	01:00	01:00	INTERVAL	00:15	00:15	00:15	00:15	00:15	00:15	00:15	00:15	00:15	00:15	INTERVAL	01:00	01:00	01:00	01:00	01:00	01:00	01:00	01:00	01:00	01:00											
4	8	2	2	0	182	195.2	07:00	08:00	488	179	31	61	8	4	0	771	871.4	07:00	07:15	2	2	1	0	0	0	0	5	5.5	07:00	08:00	17	11	1	0	0	0	0	34	37.5											
8	15	1	0	0	205	229.5	07:15	08:15	450	180	38	73	10	2	0	753	875.7	07:15	07:30	8	3	0	0	0	1	0	12	11.4	07:15	08:15	16	11	0	0	0	0	0	27	27											
8	22	3	2	0	190	224.4	07:30	08:30	416	146	40	74	11	2	0	689	815	07:30	07:45	5	3	0	0	0	0	0	8	8	07:30	08:30	9	10	0	0	0	0	0	19	19											
11	16	2	0	0	194	222.3	07:45	08:45	410	123	41	64	13	1	0	652	768.1	07:45	08:00	2	3	0	0	0	0	0	5	5	07:45	08:45	4	7	2	1	0	0	0	14	14											
11	20	4	0	0	164	199.5	08:00	09:00	390	98	39	62	21	2	0	612	731.9	08:00	08:15	1	2	0	1	0	0	0	4	5.3	08:00	09:00	6	4	2	1	0	0	0	13	13											
10	16	2	0	0	141	168.8	08:15	09:15	391	92	36	63	22	2	0	606	726.7	08:15	08:30	1	2	0	0	0	0	0	3	3	08:15	09:15	8	2	2	0	0	0	0	12	12											
9	12	5	1	0	153	177.5	08:30	09:30	383	92	35	57	27	2	0	596	713.4	08:30	08:45	0	0	2	0	0	0	0	2	3	08:30	09:30	10	0	2	0	0	0	0	12	12											
9	14	10	1	0	154	186.1	08:45	09:45	376	94	38	52	27	1	0	588	701	08:45	09:00	4	0	0	0	0	0	0	4	4	08:45	09:45	13	0	0	0	0	0	0	13	13											
8	21	5	0	0	158	194.3	09:00	10:00	380	89	39	45	23	2	0	578	677.8	09:00	09:15	3	0	0	0	0	0	0	3	3	09:00	10:00	11	1	0	0	0	0	0	12	12											
9	10	7	0	0	131	155.5	09:15	10:15	285	60	31	24	18	2	0	420	483.5	09:15	09:30	3	0	0	0	0	0	0	3	3	09:15	10:15	8	1	0	0	0	0	0	9	9											
12	7	5	0	0	145	165.1	09:30	10:30	202	38	22	14	11	2	0	289	328	09:30	09:45	3	0	0	0	0	0	0	3	3	09:30	10:30	5	1	0	0	0	0	0	6	6											
10	7	6	2	0	144	162.9	09:45	10:45	104	15	10	7	6	2	0	144	162.9	09:45	10:00	2	1	0	0	0	0	0	3	3	09:45	10:45	2	1	0	0	0	0	0	3	3											
14	9	5	2	0	222	244.5	16:00	17:00	685	171	33	38	21	7	0	955	1038	16:00	16:15	4	2	0	0	0	0	0	6	6	16:00	17:00	13	2	0	0	0	0	0	15	15											
7	7	4	1	0	225	241	16:15	17:15	718	169	25	35	17	5	0	969	1041	16:15	16:30	1	0	0	0	0	0	0	1	1	16:15	17:15	13	0	0	0	0	0	0	13	13											
9	14	7	3	0	262	289.9	16:30	17:30	750	176	24	36	14	4	0	1004	1074	16:30	16:45	5	0	0	0	0	0	0	5	5	16:30	17:30	15	0	0	0	0	0	0	15	15											
3	8	5	1	0	246	262.3	16:45	17:45	769	165	17	33	9	3	0	996	1055	16:45	17:00	3	0	0	0	0	0	0	3	3	16:45	17:45	13	2	0	0	0	0	0	15	15											
6	6	1	0	0	236	247.8	17:00	18:00	738	146	17	33	5	4	0	943	997	17:00	17:15	4	0	0	0	0	0	0	4	4	17:00	18:00	16	2	0	0	0	0	0	18	18											
6	8	1	0	0	260	274.4	17:15	18:15	723	124	16	38	4	7	0	912	969.2	17:15	17:30	3	0	0	0	0	0	0	3	3	17:15	18:15	16	2	0	0	0	0	0	18	18											
2	11	2	2	0	254	270.1	17:30	18:30	669	90	14	39	3	10	0	825	879.7	17:30	17:45	3	2	0	0	0	0	0	5	5	17:30	18:30	17	2	0	0	0	0	0	19	19											
3	8	1	2	0	193	204.7	17:45	18:45	572	72	14	32	4	9	0	703	750.2	17:45	18:00	6	0	0	0	0	0	0	6	6	17:45	18:45	16	0	0	0	0	0	0	16	16											
5	11	0	3	0	205	220	18:00	19:00	502	66	13	29	4	8	0	622	665.4	18:00	18:15	4	0	0	0	0	0	0	4	4	18:00	19:00	12	0	0	0	0	0	0	12	12											
4	9	0	3	0	173	184.9	18:15	19:15	339	43	8	18	4	5	0	417	445.4	18:15	18:30	4	0	0	0	0	0	0	4	4	18:15	19:15	8	0	0	0	0	0	0	8	8											
2	4	3	1	0	132	140.6	18:30	19:30	194	31	4	9	4	2	0	244	260.5	18:30	18:45	2	0	0	0	0	0	0	2	2	18:30	19:30	4	0	0	0	0	0	0	4	4											
2	5	1	1	0	112	119.9	18:45	19:45	89	14	2	5	1	1	0	112	119.9	18:45	19:00	2	0	0	0	0	0	0	2	2	18:45	19:45	2	0	0	0	0	0	0	2	2											
172	268	82	27	0	4481	4981	P/TOT		3183	749	172	268	82	27	0	4481	4981	P/TOT		75	20	3	1	0	1	0	100	102.2	P/TOT		75	20	3	1	0	0	0	100	102.2											
109	168	52	8	0	1961	2281												Period I Total:		34	16	3	1	0	1	0	55	57.2																						
63	100	30	19	0	2520	2700												Period II Total:		41	4	0	0	0	0	0	45	45																						





DATE: 19/03/2020  
DAY: Thursday

SITE: 6

LOCATION: A228 Peninsula Way / Main Road Hoo  
TOTAL ARMS: A B C D

from arm: C  
to arm: C

period I period II  
from: 07:00 16:00  
to: 10:00 19:00

DATE: 19/03/2020  
DAY: Thursday

SITE: 6

LOCATION: A228 Peninsula Way / Main Road Hoo  
TOTAL ARMS: A B C D

			per quarter of an hour													
PSV	MCL	PCL	TOT	PCU.h	from	to	CAR	LGV	OGV1	OGV2	PSV	MCL	PCL	TOT	PCU	
2	0.4	0.2					1	1	1.5	2.3	2	0.4	0.2			
01:00 01:00 01:00			01:00	01:00	INTERVAL										00:15	00:15
0	1	0	30	29.9	07:00	07:15	7	3	1	0	0	0	0	11	11.5	
0	1	0	29	29.7	07:15	07:30	7	0	0	2	1	0	0	10	13.6	
0	0	0	20	21.3	07:30	07:45	6	0	0	0	0	0	0	6	6	
0	0	0	14	16.3	07:45	08:00	9	2	1	0	0	0	0	12	12.5	
0	0	0	13	15.3	08:00	08:15	13	2	1	0	0	0	0	16	16.5	
0	0	0	12	13	08:15	08:30	3	3	1	1	0	0	0	8	9.8	
0	0	0	12	13	08:30	08:45	7	2	0	0	0	0	0	9	9	
0	0	0	13	13	08:45	09:00	11	1	0	0	0	1	0	13	12.4	
0	0	0	12	12	09:00	09:15	8	1	1	0	1	0	0	11	12.5	
0	0	0	9	9	09:15	09:30	3	1	0	1	0	0	0	5	6.3	
0	0	0	6	6	09:30	09:45	5	3	0	0	0	0	0	8	8	
0	0	0	3	3	09:45	10:00	2	2	1	1	0	0	0	6	7.8	
0	0	0	15	15	16:00	16:15	8	1	1	0	0	0	0	10	10.5	
0	0	0	13	13	16:15	16:30	9	3	0	0	0	0	0	12	12	
0	0	0	15	15	16:30	16:45	12	2	0	0	0	0	0	14	14	
0	0	0	15	15	16:45	17:00	11	0	1	0	0	0	0	12	12.5	
0	0	0	18	18	17:00	17:15	12	1	0	0	0	0	0	13	13	
0	0	0	18	18	17:15	17:30	2	1	0	0	0	0	0	3	3	
0	0	0	19	19	17:30	17:45	9	5	1	0	0	0	0	15	15.5	
0	0	0	16	16	17:45	18:00	6	1	0	0	0	0	0	7	7	
0	0	0	12	12	18:00	18:15	7	2	0	0	0	0	0	9	9	
0	0	0	8	8	18:15	18:30	11	0	0	0	0	0	0	11	11	
0	0	0	4	4	18:30	18:45	7	0	0	0	0	0	0	7	7	
0	0	0	2	2	18:45	19:00	5	2	0	0	0	0	0	7	7	
0	1	0	0	0			180	38	9	5	2	1	0	0	0	
			100	102.2	P/TOT										235	247.4

Period I Total: 81 20 6 5 2 1 0 0 0 115 125.9  
Period II Total: 99 18 3 0 0 0 0 0 0 120 121.5

			per hour													
PSV	MCL	PCL	TOT	PCU.h	from	to	CAR	LGV	OGV1	OGV2	PSV	MCL	PCL	TOT	PCU	
2	0.4	0.2					1	1	1.5	2.3	2	0.4	0.2			
01:00 01:00 01:00			01:00	01:00	INTERVAL										00:15	00:15
07:00	08:00	29	5	2	2	1	0	0	0	0	0	0	0	39	43.6	
07:15	08:15	35	4	2	2	1	0	0	0	0	0	0	0	44	48.6	
07:30	08:30	31	7	3	1	0	0	0	0	0	0	0	0	42	44.8	
07:45	08:45	32	9	3	1	0	0	0	0	0	0	0	0	45	47.8	
08:00	09:00	34	8	2	1	0	1	0	0	0	0	0	0	46	47.7	
08:15	09:15	29	7	2	1	1	1	0	0	0	0	0	0	41	43.7	
08:30	09:30	29	5	1	1	1	1	0	0	0	0	0	0	38	40.2	
08:45	09:45	27	6	1	1	1	1	0	0	0	0	0	0	37	39.2	
09:00	10:00	18	7	2	2	1	0	0	0	0	0	0	0	30	34.6	
09:15	10:15	10	6	1	2	0	0	0	0	0	0	0	0	19	22.1	
09:30	10:30	7	5	1	1	0	0	0	0	0	0	0	0	14	15.8	
09:45	10:45	2	2	1	1	0	0	0	0	0	0	0	0	6	7.8	
16:00	17:00	40	6	2	0	0	0	0	0	0	0	0	0	48	49	
16:15	17:15	44	6	1	0	0	0	0	0	0	0	0	0	51	51.5	
16:30	17:30	37	4	1	0	0	0	0	0	0	0	0	0	42	42.5	
16:45	17:45	34	7	2	0	0	0	0	0	0	0	0	0	43	44	
17:00	18:00	29	8	1	0	0	0	0	0	0	0	0	0	38	38.5	
17:15	18:15	24	9	1	0	0	0	0	0	0	0	0	0	34	34.5	
17:30	18:30	33	8	1	0	0	0	0	0	0	0	0	0	42	42.5	
17:45	18:45	31	3	0	0	0	0	0	0	0	0	0	0	34	34	
18:00	19:00	30	4	0	0	0	0	0	0	0	0	0	0	34	34	
18:15	19:15	23	2	0	0	0	0	0	0	0	0	0	0	25	25	
18:30	19:30	12	2	0	0	0	0	0	0	0	0	0	0	14	14	
18:45	19:45	5	2	0	0	0	0	0	0	0	0	0	0	7	7	
		180	38	9	5	2	1	0	0	0	0	0	0	235	247.4	
					P/TOT											

Period I Total: 717 135 29 5 18 4 0  
Period II Total: 901 169 15 3 14 13 0



from arm: **C**      from: 07:00 16:00      DATE: 19/03/2020      SITE: 6      from arm: **C**      from: 07:00 16:00      DATE:  
to arm: **D**      to: 10:00 19:00      DAY: Thursday      LOCATION: A228 Peninsula Way / Main Road Hoo      to arm: **all**      to: 10:00 19:00      DAY:

TOTAL ARMS: A B C D

		per hour										per quarter of an hour										per hour														
TOT	PCU	from	to	CAR	LGV	OGV1	OGV2	PSV	MCL	PCL	TOT	PCU.h	from	to	CAR	LGV	OGV1	OGV2	PSV	MCL	PCL	TOT	PCU	from	to	CAR	LGV	OGV1	OGV2	PSV	MCL	PCL	TOT	PCU		
		PCU factor		1	1	1.5	2.3	2	0.4	0.2			PCU factor		1	1	1.5	2.3	2	0.4	0.2			PCU factor		1	1	1.5	2.3	2	0.4	0.2				
		INTERVAL		01:00	01:00	01:00	01:00	01:00	01:00	01:00			INTERVAL		00:15	00:15	00:15	00:15	00:15	00:15	00:15	00:15			INTERVAL		01:00	01:00	01:00	01:00	01:00	01:00	01:00			
64	67.8	07:00	08:00	258	66	15	3	3	2	0	347	360.2	07:00	07:15	186	52	11	9	2	2	0	262	280	07:00	08:00	792	261	49	66	12	7	0				
86	89.3	07:15	08:15	311	64	12	2	9	2	0	400	416.4	07:15	07:30	203	78	10	18	3	1	0	313	343.8	07:15	08:15	812	259	52	78	20	5	0				
98	99.9	07:30	08:30	307	53	11	1	11	3	0	386	402	07:30	07:45	196	66	11	22	4	3	0	302	338.3	07:30	08:30	763	216	54	77	22	5	0				
99	103.2	07:45	08:45	289	44	9	2	10	3	0	357	372.3	07:45	08:00	207	65	17	17	3	1	0	310	343	07:45	08:45	735	183	55	68	23	4	0				
117	124	08:00	09:00	268	36	7	1	10	2	0	324	337.6	08:00	08:15	206	50	14	21	10	0	0	301	345.3	08:00	09:00	698	146	50	65	31	5	0				
72	74.9	08:15	09:15	236	32	5	1	5	2	0	281	288.6	08:15	08:30	154	35	12	17	5	1	0	224	256.5	08:15	09:15	664	133	45	65	28	5	0				
69	70.2	08:30	09:30	228	31	6	1	5	1	0	272	280.7	08:30	08:45	168	33	12	13	5	2	0	233	259.7	08:30	09:30	650	128	44	59	33	4	0				
66	68.5	08:45	09:45	218	31	10	1	5	0	0	265	276.3	08:45	09:00	170	28	12	14	11	2	0	237	271	08:45	09:45	634	131	49	54	33	2	0				
74	75	09:00	10:00	191	33	7	1	5	0	0	237	246.8	09:00	09:15	172	37	9	21	7	0	0	246	284.8	09:00	10:00	600	130	48	48	29	2	0				
63	67	09:15	10:15	125	26	7	1	4	0	0	163	171.8	09:15	09:30	140	30	11	11	10	0	0	202	231.8	09:15	10:15	428	93	39	27	22	2	0				
62	65.8	09:30	10:30	74	19	5	1	1	0	0	100	104.8	09:30	09:45	152	36	17	8	5	0	0	218	241.9	09:30	10:30	288	63	28	16	12	2	0				
38	39	09:45	10:45	28	9	0	0	1	0	0	38	39	09:45	10:00	136	27	11	8	7	2	0	191	212.7	09:45	10:45	136	27	11	8	7	2	0				
84	85.9	16:00	17:00	332	77	5	3	3	4	0	424	431	16:00	16:15	221	66	16	9	7	3	0	322	346.9	16:00	17:00	1070	256	40	41	24	11	0				
104	105.2	16:15	17:15	362	74	6	3	2	5	0	452	457.9	16:15	16:30	260	60	8	8	4	2	0	342	359.2	16:15	17:15	1137	249	32	38	19	10	0				
102	104.4	16:30	17:30	370	69	7	2	4	4	0	456	463.7	16:30	16:45	279	66	9	16	8	5	0	383	413.3	16:30	17:30	1172	249	32	38	18	8	0				
134	135.5	16:45	17:45	376	64	9	0	4	2	0	455	462.3	16:45	17:00	310	64	7	8	5	1	0	395	413.3	16:45	17:45	1192	238	28	33	13	5	0				
112	112.8	17:00	18:00	346	53	8	0	4	3	0	414	420.2	17:00	17:15	288	59	8	6	2	2	0	365	377.6	17:00	18:00	1129	209	26	33	9	7	0				
108	111	17:15	18:15	312	52	6	0	5	3	0	378	384.2	17:15	17:30	295	60	8	8	3	0	0	374	391.4	17:15	18:15	1075	187	23	38	9	10	0				
101	103	17:30	18:30	282	49	5	0	5	3	0	344	349.7	17:30	17:45	299	55	5	11	3	2	0	375	393.6	17:30	18:30	1001	149	20	39	8	13	0				
93	93.4	17:45	18:45	255	45	4	0	5	4	0	313	317.6	17:45	18:00	247	35	5	8	1	3	0	299	311.1	17:45	18:45	874	120	18	32	9	13	0				
76	76.8	18:00	19:00	223	39	2	0	7	6	0	277	281.4	18:00	18:15	234	37	5	11	2	5	0	294	309.8	18:00	19:00	767	109	15	29	11	14	0				
74	76.5	18:15	19:15	163	27	2	0	5	4	0	201	204.6	18:15	18:30	221	22	5	9	2	3	0	262	276.4	18:15	19:15	533	72	10	18	9	9	0				
70	70.9	18:30	19:30	102	17	1	0	3	4	0	127	128.1	18:30	18:45	172	26	3	4	4	2	0	211	220.5	18:30	19:30	312	50	5	9	7	6	0				
57	57.2	18:45	19:45	44	8	0	0	2	3	0	57	57.2	18:45	19:00	140	24	2	5	3	4	0	178	186.1	18:45	19:45	140	24	2	5	3	4	0				
0	0	P/TOT		1618	304	44	8	32	17	0	0	0	P/TOT		5056	1111	228	282	116	46	0	0	0	6839	7408	P/TOT		5056	1111	228	282	116	46	0	0	0

0 0 908 944.6  
0 0 1115 1133

Period I Total: 2090 537 147 179 72 14 0 0 0 3039 3409  
Period II Total: 2966 574 81 103 44 32 0 0 0 3800 3999

19/03/2020 SITE: 6  
Thursday LOCATION: A228 Peninsula Way / Main Road Hoo  
TOTAL ARMS: A B C D  
from arm: all  
to arm: C

period I period II  
from: 07:00 16:00  
to: 10:00 19:00

DATE: 19/03/2020 SITE: 6  
DAY: Thursday LOCATION: A228 Peninsula Way / Main Road Hoo  
TOTAL ARMS:  
from arm: D  
to arm: A

TOT	PCU.h	from	to	CAR	LGV	OGV1	OGV2	PSV	MCL	PCL	TOT	PCU
		PCU factor		1	1	1.5	2.3	2	0.4	0.2		
01:00	01:00	INTERVAL	00:15	00:15	00:15	00:15	00:15	00:15	00:15	00:15	00:15	00:15
1187	1305	07:00	07:15	230	50	5	6	16	2	0	309	334.1
1226	1370	07:15	07:30	266	57	16	11	13	5	0	368	400.3
1137	1283	07:30	07:45	305	59	12	11	6	1	0	394	419.7
1068	1205	07:45	08:00	308	53	15	17	5	1	0	399	433
995	1133	08:00	08:15	340	55	23	16	7	3	0	444	481.5
940	1072	08:15	08:30	332	48	14	14	5	1	0	414	443.6
918	1047	08:30	08:45	265	43	22	14	3	2	0	349	380
903	1030	08:45	09:00	244	35	7	16	1	3	0	306	329.5
857	971.2	09:00	09:15	192	26	12	13	5	0	0	248	275.9
611	686.4	09:15	09:30	189	29	13	19	4	0	0	254	289.2
409	454.6	09:30	09:45	169	36	10	21	0	2	0	238	269.1
191	212.7	09:45	10:00	163	35	10	23	1	2	0	234	268.7
1442	1533	16:00	16:15	217	75	12	5	3	2	0	314	328.3
1485	1563	16:15	16:30	227	69	4	4	2	1	0	307	315.6
1517	1596	16:30	16:45	234	70	14	2	3	3	2	328	337.2
1509	1576	16:45	17:00	224	48	9	10	2	0	1	294	312.7
1413	1474	17:00	17:15	285	44	9	8	1	5	0	352	364.9
1342	1406	17:15	17:30	181	45	6	1	1	0	0	234	239.3
1230	1291	17:30	17:45	178	46	7	6	0	2	0	239	249.1
1066	1118	17:45	18:00	145	23	4	3	2	1	0	178	185.3
945	992.8	18:00	18:15	144	25	0	3	0	4	0	176	177.5
651	683	18:15	18:30	148	21	3	4	4	3	0	183	191.9
389	406.6	18:30	18:45	107	21	2	4	1	1	0	136	142.6
178	186.1	18:45	19:00	119	18	3	7	1	1	0	149	160
6839	7408	P/TOT		5212	1031	232	238	86	45	3	6847	7329

Period I Total: 3003 526 159 181 66 22 0 0 0 0 3957 4325  
Period II Total: 2209 505 73 57 20 23 3 0 0 0 2890 3004

from	to	CAR	LGV	OGV1	OGV2	PSV	MCL	PCL	TOT	PCU.h
PCU factor		1	1	1.5	2.3	2	0.4	0.2		
INTERVAL	01:00	01:00	01:00	01:00	01:00	01:00	01:00	01:00	01:00	01:00
07:00	08:00	1109	219	48	45	40	9	0	1470	1587
07:15	08:15	1219	224	66	55	31	10	0	1605	1735
07:30	08:30	1285	215	64	58	23	6	0	1651	1778
07:45	08:45	1245	199	74	61	20	7	0	1606	1738
08:00	09:00	1181	181	66	60	16	9	0	1513	1635
08:15	09:15	1033	152	55	57	14	6	0	1317	1429
08:30	09:30	890	133	54	62	13	5	0	1157	1275
08:45	09:45	794	126	42	69	10	5	0	1046	1164
09:00	10:00	713	126	45	76	10	4	0	974	1103
09:15	10:15	521	100	33	63	5	4	0	726	827
09:30	10:30	332	71	20	44	1	4	0	472	537.8
09:45	10:45	163	35	10	23	1	2	0	234	268.7
16:00	17:00	902	262	39	21	10	6	3	1243	1294
16:15	17:15	970	231	36	24	8	9	3	1281	1330
16:30	17:30	924	207	38	21	7	8	3	1208	1254
16:45	17:45	868	183	31	25	4	7	1	1119	1166
17:00	18:00	789	158	26	18	4	8	0	1003	1039
17:15	18:15	648	139	17	13	3	7	0	827	851.2
17:30	18:30	615	115	14	16	6	10	0	776	803.8
17:45	18:45	544	90	9	14	7	9	0	673	697.3
18:00	19:00	518	85	8	18	6	9	0	644	672
18:15	19:15	374	60	8	15	6	5	0	468	494.5
18:30	19:30	226	39	5	11	2	2	0	285	302.6
18:45	19:45	119	18	3	7	1	1	0	149	160
P/TOT		5212	1031	232	238	86	45	3	6847	7329

per quarter of an hour												TOT	PCU
from	to	CAR	LGV	OGV1	OGV2	PSV	MCL	PCL			TOT	PCU	
PCU factor		1	1	1.5	2.3	2	0.4	0.2					
INTERVAL	00:15	00:15	00:15	00:15	00:15	00:15	00:15	00:15	00:15	00:15	00:15	00:15	
07:00	07:15	0	0	0	0	0	0	0	0	0	0	0	
07:15	07:30	1	0	0	0	0	0	0	0	0	1	1	
07:30	07:45	0	1	0	0	0	0	0	0	0	1	1	
07:45	08:00	0	0	0	0	0	0	0	0	0	0	0	
08:00	08:15	3	0	1	0	1	0	0	0	0	5	6.5	
08:15	08:30	2	1	0	0	1	0	0	0	0	4	5	
08:30	08:45	1	1	0	0	0	0	0	0	0	2	2	
08:45	09:00	2	0	0	0	0	0	0	0	0	2	2	
09:00	09:15	2	0	0	0	0	0	0	0	0	2	2	
09:15	09:30	3	0	0	0	0	0	0	0	0	3	3	
09:30	09:45	1	1	0	0	0	0	0	0	0	2	2	
09:45	10:00	0	0	0	0	0	0	0	0	0	0	0	
16:00	16:15	2	0	0	0	0	0	0	0	0	2	2	
16:15	16:30	1	0	0	0	0	0	0	0	0	1	1	
16:30	16:45	2	1	0	0	0	0	0	0	0	3	3	
16:45	17:00	2	0	0	0	0	0	0	0	0	2	2	
17:00	17:15	1	0	0	0	0	0	0	0	0	1	1	
17:15	17:30	4	1	0	0	0	0	0	0	0	5	5	
17:30	17:45	2	0	1	0	0	0	0	0	0	3	3.5	
17:45	18:00	2	1	0	0	0	0	0	0	0	3	3	
18:00	18:15	0	0	0	0	0	0	0	0	0	0	0	
18:15	18:30	0	0	0	0	0	0	0	0	0	0	0	
18:30	18:45	1	0	0	0	0	0	0	0	0	1	1	
18:45	19:00	0	0	0	0	0	0	0	0	0	0	0	
P/TOT		32	7	2	0	2	0	0	0	0	43	46	

Period I Total: 15 4 1 0 2 0 0 0 0 0 22 24.5  
Period II Total: 17 3 1 0 0 0 0 0 0 0 21 21.5



period I period II  
from: 07:00 16:00  
to: 10:00 19:00

DATE: 19/03/2020  
DAY: Thursday

SITE: 6  
LOCATION: A228 Peninsula Way / Main Road Hoo  
TOTAL ARMS: A B C D

from arm: D  
to arm: B

period I period II  
from: 07:00 16:00  
to: 10:00 19:00

DATE: 19/03/2020  
DAY: Thursday

SITE: 6  
LOCATION: A228 P  
TOTAL ARMS: A

		per hour							TOT	PCU.h
from	to	CAR	LGV	OGV1	OGV2	PSV	MCL	PCL		
PCU factor		1	1	1.5	2.3	2	0.4	0.2		
INTERVAL		01:00	01:00	01:00	01:00	01:00	01:00	01:00	TOT	PCU.h
07:00	08:00	1	1	0	0	0	0	0	2	2
07:15	08:15	4	1	1	0	1	0	0	7	8.5
07:30	08:30	5	2	1	0	2	0	0	10	12.5
07:45	08:45	6	2	1	0	2	0	0	11	13.5
08:00	09:00	8	2	1	0	2	0	0	13	15.5
08:15	09:15	7	2	0	0	1	0	0	10	11
08:30	09:30	8	1	0	0	0	0	0	9	9
08:45	09:45	8	1	0	0	0	0	0	9	9
09:00	10:00	6	1	0	0	0	0	0	7	7
09:15	10:15	4	1	0	0	0	0	0	5	5
09:30	10:30	1	1	0	0	0	0	0	2	2
09:45	10:45	0	0	0	0	0	0	0	0	0
16:00	17:00	7	1	0	0	0	0	0	8	8
16:15	17:15	6	1	0	0	0	0	0	7	7
16:30	17:30	9	2	0	0	0	0	0	11	11
16:45	17:45	9	1	1	0	0	0	0	11	11.5
17:00	18:00	9	2	1	0	0	0	0	12	12.5
17:15	18:15	8	2	1	0	0	0	0	11	11.5
17:30	18:30	4	1	1	0	0	0	0	6	6.5
17:45	18:45	3	1	0	0	0	0	0	4	4
18:00	19:00	1	0	0	0	0	0	0	1	1
18:15	19:15	1	0	0	0	0	0	0	1	1
18:30	19:30	1	0	0	0	0	0	0	1	1
18:45	19:45	0	0	0	0	0	0	0	0	0
P/TOT		32	7	2	0	2	0	0	43	46

		per quarter of an hour							TOT	PCU
from	to	CAR	LGV	OGV1	OGV2	PSV	MCL	PCL		
PCU factor		1	1	1.5	2.3	2	0.4	0.2		
INTERVAL		00:15	00:15	00:15	00:15	00:15	00:15	00:15	TOT	PCU
07:00	07:15	0	0	0	0	0	0	0	0	0
07:15	07:30	1	0	0	0	0	0	0	1	1
07:30	07:45	1	0	0	0	0	0	0	1	1
07:45	08:00	0	0	0	0	0	0	0	0	0
08:00	08:15	0	0	0	0	0	0	0	0	0
08:15	08:30	1	0	0	0	0	0	0	1	1
08:30	08:45	0	0	0	0	0	0	0	0	0
08:45	09:00	0	0	0	0	0	0	0	0	0
09:00	09:15	0	0	0	0	0	0	0	0	0
09:15	09:30	0	0	0	0	0	0	0	0	0
09:30	09:45	0	0	0	0	0	0	0	0	0
09:45	10:00	0	0	0	0	0	0	0	0	0
16:00	16:15	0	0	0	0	0	0	0	0	0
16:15	16:30	1	0	0	0	0	0	0	1	1
16:30	16:45	0	0	0	0	0	0	0	0	0
16:45	17:00	0	0	0	0	0	0	0	0	0
17:00	17:15	1	0	0	0	0	0	0	1	1
17:15	17:30	2	0	0	0	0	0	0	2	2
17:30	17:45	0	0	0	0	0	0	0	0	0
17:45	18:00	0	0	0	0	0	0	0	0	0
18:00	18:15	0	0	0	0	0	0	0	0	0
18:15	18:30	0	0	0	0	0	0	0	0	0
18:30	18:45	1	0	0	0	0	0	0	1	1
18:45	19:00	0	0	0	0	0	0	0	0	0
P/TOT		8	0	0	0	0	0	0	8	8

Period I Total: 3 0 0 0 0 0 0 0 0 3 3  
Period II Total: 5 0 0 0 0 0 0 0 0 5 5

		per hour							TOT	PCU.h
from	to	CAR	LGV	OGV1	OGV2	PSV	MCL	PCL		
PCU factor		1	1	1.5	2.3	2	0.4	0.2		
INTERVAL		01:00	01:00	01:00	01:00	01:00	01:00	01:00	TOT	PCU.h
07:00	08:00	2	0	0	0	0	0	0	2	2
07:15	08:15	2	0	0	0	0	0	0	2	2
07:30	08:30	2	0	0	0	0	0	0	2	2
07:45	08:45	1	0	0	0	0	0	0	1	1
08:00	09:00	1	0	0	0	0	0	0	1	1
08:15	09:15	1	0	0	0	0	0	0	1	1
08:30	09:30	0	0	0	0	0	0	0	0	0
08:45	09:45	0	0	0	0	0	0	0	0	0
09:00	10:00	0	0	0	0	0	0	0	0	0
09:15	10:15	0	0	0	0	0	0	0	0	0
09:30	10:30	0	0	0	0	0	0	0	0	0
09:45	10:45	0	0	0	0	0	0	0	0	0
16:00	17:00	1	0	0	0	0	0	0	1	1
16:15	17:15	2	0	0	0	0	0	0	2	2
16:30	17:30	3	0	0	0	0	0	0	3	3
16:45	17:45	3	0	0	0	0	0	0	3	3
17:00	18:00	3	0	0	0	0	0	0	3	3
17:15	18:15	2	0	0	0	0	0	0	2	2
17:30	18:30	0	0	0	0	0	0	0	0	0
17:45	18:45	1	0	0	0	0	0	0	1	1
18:00	19:00	1	0	0	0	0	0	0	1	1
18:15	19:15	1	0	0	0	0	0	0	1	1
18:30	19:30	1	0	0	0	0	0	0	1	1
18:45	19:45	0	0	0	0	0	0	0	0	0
P/TOT		8	0	0	0	0	0	0	8	8

		per qt	
from	to	CAR	
PCU factor		1	
INTERVAL		00:15	
07:00	07:15	64	
07:15	07:30	65	
07:30	07:45	88	
07:45	08:00	73	
08:00	08:15	85	
08:15	08:30	121	
08:30	08:45	66	
08:45	09:00	77	
09:00	09:15	60	
09:15	09:30	55	
09:30	09:45	54	
09:45	10:00	49	
16:00	16:15	59	
16:15	16:30	38	
16:30	16:45	60	
16:45	17:00	55	
17:00	17:15	78	
17:15	17:30	51	
17:30	17:45	37	
17:45	18:00	33	
18:00	18:15	34	
18:15	18:30	36	
18:30	18:45	31	
18:45	19:00	36	
P/TOT		1405	

Period I Total: 857  
Period II Total: 548



eninsula Way / Main Road Hoo										from arm: <b>D</b> to arm: <b>C</b>		period I period II from: 07:00 16:00 to: 10:00 19:00		DATE: 19/03/2020 DAY: Thursday		SITE: 6 LOCATION: A228 Peninsula Way / Main Road Hoo		from arm: <b>D</b> to arm: <b>D</b>		period I period II from: 07:00 16:00 to: 10:00 19:00																																				
B C D														TOTAL ARMS: A B C D																																										
quarter of an hour												per hour				per quarter of an hour				per hour																																				
LGV	OGV1	OGV2	PSV	MCL	PCL	TOT	PCU			from	to	CAR	LGV	OGV1	OGV2	PSV	MCL	PCL	TOT	PCU	from	to	CAR	LGV	OGV1	OGV2	PSV	MCL	PCL	TOT	PCU	from	to	CAR	LGV	OGV1	OGV2	PSV	MCL	PCL	TOT	PCU														
1	1.5	2.3	2	0.4	0.2					PCU factor		1	1	1.5	2.3	2	0.4	0.2			PCU factor		1	1	1.5	2.3	2	0.4	0.2			PCU factor		1	1	1.5																				
00:15	00:15	00:15	00:15	00:15	00:15	00:15	00:15			INTERVAL	01:00	01:00	01:00	01:00	01:00	01:00	01:00	01:00	01:00			INTERVAL	00:15	00:15	00:15	00:15	00:15	00:15	00:15	00:15	00:15	00:15	00:15			INTERVAL	01:00	01:00	01:00																	
10	1	2	3	0	0	80	86.1			07:00 08:00	290	52	11	3	10	2	0	368	386.2	07:00 07:15	0	0	0	0	0	0	0	0	0	0	0	0	0	0	0	0	0	0	0																	
13	5	0	4	2	0	89	94.3			07:15 08:15	311	52	18	1	13	2	0	397	419.1	07:15 07:30	0	0	0	0	0	0	0	0	0	0	0	0	0	0	0	0	0	0	0																	
13	3	0	1	0	0	105	107.5			07:30 08:30	367	50	14	1	12	1	0	445	464.7	07:30 07:45	0	0	1	0	0	0	0	0	0	0	0	0	0	0	0	0	0	0	0	0																
16	2	1	2	0	0	94	98.3			07:45 08:45	345	43	16	1	14	3	0	422	443.5	07:45 08:00	0	0	0	0	0	0	0	0	0	0	0	0	0	0	0	0	0	0	0	0																
10	8	0	6	0	0	109	119			08:00 09:00	349	36	14	0	13	4	0	416	433.6	08:00 08:15	0	0	0	0	0	0	0	0	0	0	0	0	0	0	0	0	0	0	0	0																
11	1	0	3	1	0	137	139.9			08:15 09:15	324	33	9	2	8	4	0	380	392.7	08:15 08:30	0	0	0	0	0	0	0	0	0	0	0	0	0	0	0	0	0	0	0	0																
6	5	0	3	2	0	82	86.3			08:30 09:30	258	30	13	2	7	3	0	313	327.3	08:30 08:45	0	0	0	0	0	0	0	0	0	0	0	0	0	0	0	0	0	0	0	0																
9	0	0	1	1	0	88	88.4			08:45 09:45	246	31	12	2	4	1	0	296	308	08:45 09:00	1	0	0	0	0	0	0	0	0	0	0	0	0	0	0	0	0	0	0	0																
7	3	2	1	0	0	73	78.1			09:00 10:00	218	34	15	4	4	0	0	275	291.7	09:00 09:15	0	0	0	0	0	0	0	0	0	0	0	0	0	0	0	0	0	0	0	0																
8	5	0	2	0	0	70	74.5			09:15 10:15	158	27	12	2	3	0	0	202	213.6	09:15 09:30	0	0	0	0	0	0	0	0	0	0	0	0	0	0	0	0	0	0	0	0																
7	4	0	0	0	0	65	67			09:30 10:30	103	19	7	2	1	0	0	132	139.1	09:30 09:45	0	0	0	0	0	0	0	0	0	0	0	0	0	0	0	0	0	0	0	0																
12	3	2	1	0	0	67	72.1			09:45 10:45	49	12	3	2	1	0	0	67	72.1	09:45 10:00	0	0	0	0	0	0	0	0	0	0	0	0	0	0	0	0	0	0	0	0																
10	3	0	2	1	0	75	77.9			16:00 17:00	212	55	7	1	6	2	3	286	293.2	16:00 16:15	0	0	0	0	0	0	0	0	0	0	0	0	0	0	0	0	0	0	0	0																
18	1	0	1	0	0	58	59.5			16:15 17:15	231	57	4	1	5	4	3	305	308.5	16:15 16:30	0	0	0	0	0	0	0	0	0	0	0	0	0	0	0	0	0	0	0	0																
16	2	1	2	1	2	84	86.1			16:30 17:30	244	50	4	1	5	4	3	311	314.5	16:30 16:45	0	0	0	0	0	0	0	0	0	0	0	0	0	0	0	0	0	0	0	0																
11	1	0	1	0	1	69	69.7			16:45 17:45	221	44	3	0	3	3	1	275	276.9	16:45 17:00	0	0	0	0	0	0	0	0	0	0	0	0	0	0	0	0	0	0	0	0																
12	0	0	1	3	0	94	93.2			17:00 18:00	199	39	3	0	4	3	0	248	251.7	17:00 17:15	0	0	0	0	0	0	0	0	0	0	0	0	0	0	0	0	0	0	0	0																
11	1	0	1	0	0	64	65.5			17:15 18:15	155	34	3	0	3	1	0	196	199.9	17:15 17:30	0	0	0	0	0	0	0	0	0	0	0	0	0	0	0	0	0	0	0	0																
10	1	0	0	0	0	48	48.5			17:30 18:30	140	29	2	0	4	1	0	176	180.4	17:30 17:45	0	0	0	0	0	0	0	0	0	0	0	0	0	0	0	0	0	0	0	0																
6	1	0	2	0	0	42	44.5			17:45 18:45	134	24	1	0	4	1	0	164	167.9	17:45 18:00	0	0	0	0	0	0	0	0	0	0	0	0	0	0	0	0	0	0	0	0																
7	0	0	0	1	0	42	41.4			18:00 19:00	137	21	2	0	2	2	0	164	165.8	18:00 18:15	0	0	0	0	0	0	0	0	0	0	0	0	0	0	0	0	0	0	0	0																
6	0	0	2	0	0	44	46			18:15 19:15	103	14	2	0	2	1	0	122	124.4	18:15 18:30	0	0	0	0	0	0	0	0	0	0	0	0	0	0	0	0	0	0	0	0																
5	0	0	0	0	0	36	36			18:30 19:30	67	8	2	0	0	1	0	78	78.4	18:30 18:45	0	0	0	0	0	0	0	0	0	0	0	0	0	0	0	0	0	0	0	0																
3	2	0	0	1	0	42	42.4			18:45 19:45	36	3	2	0	0	1	0	42	42.4	18:45 19:00	2	0	0	0	0	0	0	0	0	0	0	0	0	0	0	0	0	0	0	0																
237	52	8	39	13	3	0	0	1757	1822	P/TOT	1405	237	52	8	39	13	3	0	0	1757	1822	P/TOT	3	0	1	0	0	0	0	0	0	0	0	0	0	0	0	0	0	0	0	0														
122	40	7	27	6	0	0	0	1059	1112																																															
115	12	1	12	7	3	0	0	698	710.7																																															
										Period I Total:		1	0	1	0	0	0	0	0	0	2	2.5	Period II Total:		2	0	0	0	0	0	0	0	0	2	2																					



DATE: 19/03/2020  
DAY: Thursday

SITE: 6  
LOCATION: A228 Peninsula Way / Main Road Hoo  
TOTAL ARMS: A B C D

from arm: D  
to arm: all

period I period II  
from: 07:00 16:00  
to: 10:00 19:00

DATE: 19/03/2020  
DAY: Thursday

SITE: 6  
LOCATION: A228 Peninsula Way / Main Road Hoo  
TOTAL ARMS: A B C D

				per quarter of an hour														
OGV2	PSV	MCL	PCL	TOT	PCU.h	from	to	CAR	LGV	OGV1	OGV2	PSV	MCL	PCL	TOT	PCU		
2.3	2	0.4	0.2					1	1	1.5	2.3	2	0.4	0.2				
						PCU factor												
						INTERVAL												
0	0	0	0	1	1.5	07:00	07:15	64	10	1	2	3	0	0	80	86.1		
0	0	0	0	1	1.5	07:15	07:30	67	13	5	0	4	2	0	91	96.3		
0	0	0	0	1	1.5	07:30	07:45	89	14	4	0	1	0	0	108	111		
0	0	0	0	0	0	07:45	08:00	73	16	2	1	2	0	0	94	98.3		
0	0	0	0	1	1	08:00	08:15	88	10	9	0	7	0	0	114	125.5		
0	0	0	0	1	1	08:15	08:30	124	12	1	0	4	1	0	142	145.9		
0	0	0	0	1	1	08:30	08:45	67	7	5	0	3	2	0	84	88.3		
0	0	0	0	1	1	08:45	09:00	80	9	0	0	1	1	0	91	91.4		
0	0	0	0	0	0	09:00	09:15	62	7	3	2	1	0	0	75	80.1		
0	0	0	0	0	0	09:15	09:30	58	8	5	0	2	0	0	73	77.5		
0	0	0	0	0	0	09:30	09:45	55	8	4	0	0	0	0	67	69		
0	0	0	0	0	0	09:45	10:00	49	12	3	2	1	0	0	67	72.1		
0	0	0	0	0	0	16:00	16:15	61	10	3	0	2	1	0	77	79.9		
0	0	0	0	0	0	16:15	16:30	40	18	1	0	1	0	0	60	61.5		
0	0	0	0	0	0	16:30	16:45	62	17	2	1	2	1	2	87	89.1		
0	0	0	0	0	0	16:45	17:00	57	11	1	0	1	0	1	71	71.7		
0	0	0	0	0	0	17:00	17:15	80	12	0	0	1	3	0	96	95.2		
0	0	0	0	0	0	17:15	17:30	57	12	1	0	1	0	0	71	72.5		
0	0	0	0	0	0	17:30	17:45	39	10	2	0	0	0	0	51	52		
0	0	0	0	0	0	17:45	18:00	35	7	1	0	2	0	0	45	47.5		
0	0	0	0	2	2	18:00	18:15	34	7	0	0	0	1	0	42	41.4		
0	0	0	0	2	2	18:15	18:30	36	6	0	0	2	0	0	44	46		
0	0	0	0	2	2	18:30	18:45	33	5	0	0	0	0	0	38	38		
0	0	0	0	2	2	18:45	19:00	38	3	2	0	0	1	0	44	44.4		
0	0	0	0	4	4.5	P/TOT		1448	244	55	8	41	13	3	0	0	1812	1881

Period I Total: 876 126 42 7 29 6 0 0 0 1086 1142  
Period II Total: 572 118 13 1 12 7 3 0 0 726 739.2

				per hour													
OGV2	PSV	MCL	PCL	TOT	PCU.h	from	to	CAR	LGV	OGV1	OGV2	PSV	MCL	PCL	TOT	PCU	
2.3	2	0.4	0.2					1	1	1.5	2.3	2	0.4	0.2			
						PCU factor											
						INTERVAL											
0	0	0	0	373	391.7	07:00	07:15	47	13	5	1	0	0	0	756	138	
0	0	0	0	407	431.1	07:15	07:30	65	19	2	1	1	1	0	199	214	
0	0	0	0	458	480.7	07:30	07:45	78	19	4	0	1	1	1	249	261	
0	0	0	0	434	458	07:45	08:00	81	15	5	1	1	1	1	234	246	
0	0	0	0	431	451.1	08:00	08:15	101	11	2	0	6	0	0	229	235	
0	0	0	0	392	405.7	08:15	08:30	65	8	1	0	3	1	1	199	214	
0	0	0	0	323	337.3	08:30	08:45	60	10	1	1	0	1	0	173	184	
0	0	0	0	306	318	08:45	09:00	57	7	3	0	1	0	0	167	174	
0	0	0	0	282	298.7	09:00	09:15	70	9	0	0	1	1	0	191	201	
0	0	0	0	207	218.6	09:15	09:30	54	7	2	0	4	0	0	137	144	
0	0	0	0	134	141.1	09:30	09:45	48	10	5	2	0	0	0	95	100	
0	0	0	0	67	72.1	09:45	10:00	30	10	0	0	1	0	0	51	53	
0	0	0	0	295	302.2	16:00	16:15	66	16	1	0	2	1	1	197	204	
0	0	0	0	314	317.5	16:15	16:30	86	18	1	1	0	1	0	223	231	
0	0	0	0	325	328.5	16:30	16:45	81	19	0	2	1	1	2	234	242	
0	0	0	0	289	291.4	16:45	17:00	107	26	3	0	0	0	0	216	223	
0	0	0	0	263	267.2	17:00	17:15	96	13	2	0	1	1	2	209	216	
0	0	0	0	209	213.4	17:15	17:30	93	13	2	0	2	0	0	168	174	
0	0	0	0	182	186.9	17:30	17:45	88	13	2	0	1	0	0	153	159	
0	0	0	0	169	172.9	17:45	18:00	77	16	2	0	0	0	1	145	151	
0	0	0	0	168	169.8	18:00	18:15	64	14	0	0	2	2	2	140	146	
0	0	0	0	126	128.4	18:15	18:30	62	11	1	0	2	0	0	116	122	
0	0	0	0	82	82.4	18:30	18:45	59	9	1	0	1	1	1	82	84	
0	0	0	0	44	44.4	18:45	19:00	47	8	0	0	2	4	4	61	63	
0	0	0	0	1812	1881	P/TOT		1682	314	45	9	33	18	0	0	2448	2520

Period I Total: 756 138 30 6 19 4  
Period II Total: 926 176 15 3 14 14



from arm: **all**      from: 07:00 16:00      DATE: 19/03/2020      SITE: 6      from arm: **all**      from: 07:00 16:00  
to arm: **D**          to: 10:00 19:00      DAY: Thursday      LOCATION: A228 Peninsula Way / Main Road Hoo      to arm: **all**      to: 10:00 19:00  
TOTAL ARMS: A B C D

PCL			TOT	PCU	from	to	CAR	LGV	OGV1	OGV2	PSV	MCL	PCL	TOT	PCU.h	from	to	CAR	LGV	OGV1	OGV2	PSV	MCL	PCL	TOT	PCU	from	to	CAR	LGV	OGV1	OGV2	PSV	MCL	PCL	TOT	PCU					
0.2					PCU factor		1	1	1.5	2.3	2	0.4	0.2			PCU factor		1	1	1.5	2.3	2	0.4	0.2			PCU factor		1	1	1.5	2.3	2	0.4	0.2							
00:15			00:15	00:15	INTERVAL		01:00	01:00	01:00	01:00	01:00	01:00	01:00	01:00	01:00	INTERVAL		00:15	00:15	00:15	00:15	00:15	00:15	00:15	00:15	00:15	INTERVAL		01:00	01:00	01:00	01:00	01:00	01:00	01:00	01:00						
0	0	0	66	69.8	07:00	08:00	271	66	16	3	3	2	0	361	374.7	07:00	07:15	411	99	16	15	18	4	0	563	606.1	AM	07:00	08:00	1889	477	97	109	51	16	0						
0	0	0	88	91.3	07:15	08:15	325	64	13	2	9	2	0	415	431.9	07:15	07:30	467	135	26	27	15	6	0	676	735.5	AM	07:15	08:15	2018	481	119	131	51	15	0						
0	0	0	103	105.4	07:30	08:30	325	53	12	1	11	3	0	405	421.5	07:30	07:45	500	126	24	33	10	4	0	697	759.5	AM	07:30	08:30	2044	427	118	134	47	11	0						
0	0	0	104	108.2	07:45	08:45	307	44	9	2	10	3	0	375	390.3	07:45	08:00	511	117	31	34	8	2	0	703	769.5	AM	07:45	08:45	1976	376	129	128	45	11	0						
0	0	0	120	127	08:00	09:00	283	36	7	1	10	2	0	339	352.6	08:00	08:15	540	103	38	37	18	3	0	739	822.3	AM	08:00	09:00	1875	321	117	124	49	13	0						
0	0	0	78	80.9	08:15	09:15	252	34	5	1	5	2	0	299	306.6	08:15	08:30	493	81	25	30	11	2	0	642	703.3	AM	08:15	09:15	1697	283	99	121	42	10	0						
0	0	0	73	74.2	08:30	09:30	241	33	6	1	6	1	0	288	297.7	08:30	08:45	432	75	35	27	8	4	0	581	639.2	AM	08:30	09:30	1537	260	98	120	46	8	0						
0	0	0	68	70.5	08:45	09:45	229	33	10	2	6	0	0	280	293.6	08:45	09:00	410	62	19	30	12	4	0	537	595.1	AM	08:45	09:45	1426	255	90	123	43	6	0						
0	0	0	80	81	09:00	10:00	202	36	7	2	6	0	0	253	265.1	09:00	09:15	362	65	20	34	11	0	0	492	557.2	AM	09:00	10:00	1316	254	91	123	39	6	0						
0	0	0	67	72	09:15	10:15	132	27	7	2	5	0	0	173	184.1	09:15	09:30	333	58	24	29	15	0	0	459	523.7	AM	09:15	10:15	954	189	71	89	28	6	0						
0	0	0	65	70.1	09:30	10:30	78	20	5	2	1	0	0	106	112.1	09:30	09:45	321	70	27	30	5	2	0	455	511.3	AM	09:30	10:30	621	131	47	60	13	6	0						
0	0	0	41	42	09:45	10:45	30	10	0	0	1	0	0	41	42	09:45	10:00	300	61	20	30	8	4	0	423	477.6	AM	09:45	10:45	300	61	20	30	8	4	0						
0	0	0	86	87.9	16:00	17:00	340	79	5	3	3	4	0	434	441	16:00	16:15	434	140	27	14	10	5	0	630	668.7	PM	16:00	17:00	1949	515	78	62	34	17	3						
0	0	0	107	108.2	16:15	17:15	370	76	6	3	2	5	0	462	467.9	16:15	16:30	483	126	12	12	6	3	0	642	667.8	PM	16:15	17:15	2081	477	68	62	27	19	3						
0	0	0	105	107.4	16:30	17:30	377	71	7	2	4	4	0	465	472.7	16:30	16:45	506	136	23	18	11	8	2	704	743.5	PM	16:30	17:30	2080	456	70	59	25	16	3						
0	0	0	136	137.5	16:45	17:45	384	65	9	0	4	2	0	464	471.3	16:45	17:00	526	113	16	18	7	1	1	682	719	PM	16:45	17:45	2047	416	59	58	17	12	1						
0	0	0	114	114.8	17:00	18:00	354	55	8	0	4	3	0	424	430.2	17:00	17:15	566	102	17	14	3	7	0	709	734.5	PM	17:00	18:00	1911	363	52	51	13	15	0						
0	0	0	110	113	17:15	18:15	322	56	6	0	5	3	0	392	398.2	17:15	17:30	482	105	14	9	4	0	0	614	636.7	PM	17:15	18:15	1720	323	40	51	12	17	0						
0	0	0	104	106	17:30	18:30	291	54	5	0	5	3	0	358	363.7	17:30	17:45	473	96	12	17	3	4	0	605	633.7	PM	17:30	18:30	1597	262	34	55	14	23	0						
0	0	0	96	96.4	17:45	18:45	262	50	4	0	5	4	0	325	329.6	17:45	18:00	390	60	9	11	3	4	0	477	496.4	PM	17:45	18:45	1400	213	27	46	16	22	0						
0	0	0	82	82.8	18:00	19:00	232	42	2	0	7	7	0	290	293.8	18:00	18:15	375	62	5	14	2	9	0	467	484.3	PM	18:00	19:00	1269	193	23	47	17	24	0						
0	0	0	76	78.5	18:15	19:15	168	28	2	0	5	5	0	208	211	18:15	18:30	359	44	8	13	6	6	0	436	459.3	PM	18:15	19:15	894	131	18	33	15	15	0						
0	0	0	71	71.9	18:30	19:30	106	17	1	0	3	5	0	132	132.5	18:30	18:45	276	47	5	8	5	3	0	344	360.1	PM	18:30	19:30	535	87	10	20	9	9	0						
0	0	0	61	60.6	18:45	19:45	47	8	0	0	2	4	0	61	60.6	18:45	19:00	259	40	5	12	4	6	0	326	344.5	PM	18:45	19:45	259	40	5	12	4	6	0						
0	0	0	2101	2157	P/TOT		1682	314	45	9	33	18	0	0	2101	2157	P/TOT		10209	2123	458	516	203	91	3	0	0	13603	14649	P/TOT		10209	2123	458	516	203	91	3	0	0		

Period I Total: 5080 1052 305 356 139 35 0 0 0 6967 7700  
Period II Total: 5129 1071 153 160 64 56 3 0 0 6636 6949

from: to:  
07:15 08:15 AM Peak Hour AM 07:00 10:00  
N/A N/A MID Peak Hour MID 10:00 16:00  
16:15 17:15 PM Peak Hour PM 16:00 19:00  
07:15 ##### TOT Peak Hour

023 / HOO, MEDWAY  
March 2020  
Classified Turning Count

DATE: 19/03/2020  
DAY: Thursday

TOT	PCU.h
01:00	01:00
2639	2871
2815	3087
2781	3055
2665	2934
2499	2760
2252	2495
2069	2315
1943	2187
1829	2070
1337	1513
878	988.9
423	477.6
2658	2799
2737	2865
2709	2834
2610	2724
2405	2501
2163	2251
1985	2074
1724	1800
1573	1648
1106	1164
670	704.6
326	344.5
0	13603
13603	14649

AM Peak PCU 3087  
MID Peak PCU 0  
PM Peak PCU 2865  
TOT Peak PCU 3087





SITE: 7  
LOCATION: Four Elms Roundabout  
TOTAL ARMS: A B C D

from arm: **A**  
to arm: **A**

per quarter of an hour

from	to	CAR	LGV	OGV1	OGV2	PSV	MCL	PCL	TOT	PCU
PCU factor		1	1	1.5	2.3	2	0.4	0.2		
INTERVAL		00:15	00:15	00:15	00:15	00:15	00:15	00:15	00:15	00:15
07:00	07:15	0	0	0	1	0	0	0	1	2.3
07:15	07:30	0	0	0	0	0	0	0	0	0
07:30	07:45	0	0	0	0	0	0	0	0	0
07:45	08:00	0	0	0	0	0	0	0	0	0
08:00	08:15	0	0	0	0	0	0	0	0	0
08:15	08:30	0	0	1	0	0	0	0	1	1.5
08:30	08:45	0	0	0	0	0	0	0	0	0
08:45	09:00	0	0	0	0	0	0	0	0	0
09:00	09:15	2	0	0	0	0	0	0	2	2
09:15	09:30	2	0	0	0	0	0	0	2	2
09:30	09:45	1	1	0	0	0	0	0	2	2
09:45	10:00	0	0	0	0	0	0	0	0	0
16:00	16:15	1	1	0	0	0	0	0	2	2
16:15	16:30	3	0	0	0	0	0	0	3	3
16:30	16:45	1	0	0	0	0	0	0	1	1
16:45	17:00	2	1	0	0	0	0	0	3	3
17:00	17:15	4	0	0	0	0	0	0	4	4
17:15	17:30	0	0	0	0	0	0	0	0	0
17:30	17:45	0	0	0	0	0	0	0	0	0
17:45	18:00	0	1	0	0	0	0	0	1	1
18:00	18:15	0	0	0	0	0	0	0	0	0
18:15	18:30	0	0	0	0	0	0	0	0	0
18:30	18:45	0	1	0	0	0	0	0	1	1
18:45	19:00	0	0	0	0	0	0	0	0	0
P/TOT		16	5	1	1	0	0	0	23	24.8
Period I Total:		5	1	1	1	0	0	0	8	9.8
Period II Total:		11	4	0	0	0	0	0	15	15

period I period II

from: 07:00 16:00  
to: 10:00 19:00

DATE: 19/03/2020  
DAY: Thursday

per hour

from	to	CAR	LGV	OGV1	OGV2	PSV	MCL	PCL	TOT	PCU.h
PCU factor		1	1	1.5	2.3	2	0.4	0.2		
INTERVAL		01:00	01:00	01:00	01:00	01:00	01:00	01:00	01:00	01:00
07:00	08:00	0	0	0	1	0	0	0	1	2.3
07:15	08:15	0	0	0	0	0	0	0	0	0
07:30	08:30	0	0	1	0	0	0	0	1	1.5
07:45	08:45	0	0	1	0	0	0	0	1	1.5
08:00	09:00	0	0	1	0	0	0	0	1	1.5
08:15	09:15	2	0	1	0	0	0	0	3	3.5
08:30	09:30	4	0	0	0	0	0	0	4	4
08:45	09:45	5	1	0	0	0	0	0	6	6
09:00	10:00	5	1	0	0	0	0	0	6	6
09:15	10:15	3	1	0	0	0	0	0	4	4
09:30	10:30	1	1	0	0	0	0	0	2	2
09:45	10:45	0	0	0	0	0	0	0	0	0
16:00	17:00	7	2	0	0	0	0	0	9	9
16:15	17:15	10	1	0	0	0	0	0	11	11
16:30	17:30	7	1	0	0	0	0	0	8	8
16:45	17:45	6	1	0	0	0	0	0	7	7
17:00	18:00	4	1	0	0	0	0	0	5	5
17:15	18:15	0	1	0	0	0	0	0	1	1
17:30	18:30	0	1	0	0	0	0	0	1	1
17:45	18:45	0	2	0	0	0	0	0	2	2
18:00	19:00	0	1	0	0	0	0	0	1	1
18:15	19:15	0	1	0	0	0	0	0	1	1
18:30	19:30	0	1	0	0	0	0	0	1	1
18:45	19:45	0	0	0	0	0	0	0	0	0
P/TOT		16	5	1	1	0	0	0	23	24.8



11023 / HOO, MEDWAY  
March 2020  
Classified Turning Count



SITE: 7  
LOCATION: Four Elms Roundabout  
TOTAL ARMS: A B C D  
from arm: A to arm: B  
DATE: 19/03/2020 DAY: Thursday  
from: 07:00 to: 10:00  
period I period II

per quarter of an hour		TOT		PCU						
from	to	CAR	LGV	OGV1	OGV2	PSV	MCL	PCL	TOT	PCU
PCU factor		1	1	1.5	2.3	2	0.4	0.2		
INTERVAL	00:15	00:15	00:15	00:15	00:15	00:15	00:15	00:15	00:15	00:15
07:00	07:15	130	32	3	4	3	1	0	173	182.1
07:15	07:30	124	36	9	8	1	4	0	182	195.5
07:30	07:45	135	29	8	11	1	0	0	184	203.3
07:45	08:00	125	21	3	12	1	0	0	161	178.1
08:00	08:15	116	32	11	13	1	0	0	173	196.4
08:15	08:30	145	24	8	14	3	2	0	196	220
08:30	08:45	84	21	11	12	0	0	0	128	149.1
08:45	09:00	84	13	6	19	1	1	0	124	152.1
09:00	09:15	55	19	11	9	1	0	0	95	113.2
09:15	09:30	66	9	5	16	0	0	0	96	119.3
09:30	09:45	67	16	7	21	0	0	0	111	141.8
09:45	10:00	79	16	5	16	0	1	0	117	139.7
16:00	16:15	110	46	6	6	0	3	0	171	180
16:15	16:30	102	40	5	4	0	0	0	151	158.7
16:30	16:45	93	59	7	3	0	2	0	164	170.2
16:45	17:00	97	30	8	8	0	0	0	143	157.4
17:00	17:15	122	29	6	5	0	1	0	163	171.9
17:15	17:30	93	27	6	2	0	1	0	129	134
17:30	17:45	71	21	3	6	0	0	0	101	110.3
17:45	18:00	65	15	2	2	0	0	0	84	87.6
18:00	18:15	59	11	1	4	0	3	0	78	81.9
18:15	18:30	61	6	0	4	0	2	0	73	77
18:30	18:45	39	18	3	4	0	0	0	64	70.7
18:45	19:00	43	7	3	6	0	0	0	59	68.3
P/TOT		2165	577	137	209	11	21	0	3120	3459
Period I Total:		1210	268	87	155	11	9	0	1740	1991
Period II Total:		955	309	50	54	0	12	0	1380	1468

per hour

from	to	CAR	LGV	OGV1	OGV2	PSV	MCL	PCL	TOT	PCU.h
PCU factor		1	1	1.5	2.3	2	0.4	0.2		
INTERVAL	01:00	01:00	01:00	01:00	01:00	01:00	01:00	01:00	01:00	01:00
07:00	08:00	514	118	23	35	5	5	0	700	759
07:15	08:15	500	118	31	44	3	4	0	714	773.3
07:30	08:30	521	106	30	50	5	2	0	714	797.8
07:45	08:45	470	98	33	51	4	2	0	658	743.6
08:00	09:00	429	90	36	58	5	3	0	621	717.6
08:15	09:15	368	77	36	54	5	3	0	543	634.4
08:30	09:30	289	62	33	56	2	1	0	443	533.7
08:45	09:45	272	57	29	65	2	1	0	426	526.4
09:00	10:00	267	60	28	62	1	1	0	419	514
09:15	10:15	212	41	17	53	0	1	0	324	400.8
09:30	10:30	146	32	12	37	0	1	0	228	281.5
09:45	10:45	79	16	5	16	0	1	0	117	139.7
16:00	17:00	402	175	26	21	0	5	0	629	666.3
16:15	17:15	414	158	26	20	0	3	0	621	658.2
16:30	17:30	405	145	27	18	0	4	0	599	633.5
16:45	17:45	383	107	23	21	0	2	0	536	573.6
17:00	18:00	351	92	17	15	0	2	0	477	503.8
17:15	18:15	288	74	12	14	0	4	0	392	413.8
17:30	18:30	256	53	6	16	0	5	0	336	356.8
17:45	18:45	224	50	6	14	0	5	0	299	317.2
18:00	19:00	202	42	7	18	0	5	0	274	297.9
18:15	19:15	143	31	6	14	0	2	0	196	216
18:30	19:30	82	25	6	10	0	0	0	123	139
18:45	19:45	43	7	3	6	0	0	0	59	68.3
P/TOT		2165	577	137	209	11	21	0	3120	3459

SITE: 7  
LOCATION: Four Elms Roundabout  
TOTAL ARMS: A B C D  
from arm: A to arm: C  
DATE: 19/03/2020 DAY: Thursday  
from: 07:00 to: 10:00  
period I period II

per quarter of an hour		TOT		PCU						
from	to	CAR	LGV	OGV1	OGV2	PSV	MCL	PCL	TOT	PCU
PCU factor		1	1	1.5	2.3	2	0.4	0.2		
INTERVAL	00:15	00:15	00:15	00:15	00:15	00:15	00:15	00:15	00:15	00:15
07:00	07:15	14	1	0	0	1	0	0	16	17
07:15	07:30	15	4	1	0	3	0	0	23	26.5
07:30	07:45	20	3	1	0	2	0	0	26	28.5
07:45	08:00	30	1	0	0	1	0	0	32	33
08:00	08:15	34	7	1	0	3	0	0	45	48.5
08:15	08:30	54	3	0	0	2	0	0	59	61
08:30	08:45	39	3	3	1	0	0	0	46	48.8
08:45	09:00	33	5	1	0	1	0	0	40	41.5
09:00	09:15	25	0	1	0	1	0	0	27	28.5
09:15	09:30	26	2	2	0	2	0	0	32	35
09:30	09:45	16	2	1	1	1	0	0	21	23.8
09:45	10:00	13	2	3	0	1	0	0	19	21.5
16:00	16:15	24	7	1	0	1	1	0	34	34.9
16:15	16:30	22	1	0	0	1	0	0	24	25
16:30	16:45	22	7	1	0	2	0	0	32	34.5
16:45	17:00	28	1	0	0	1	1	1	32	31.6
17:00	17:15	32	2	1	0	1	1	0	37	37.9
17:15	17:30	25	5	0	0	0	0	1	31	30.2
17:30	17:45	15	5	0	0	0	0	0	20	20
17:45	18:00	21	2	0	0	2	0	0	25	27
18:00	18:15	23	3	0	0	0	0	1	27	26.2
18:15	18:30	19	3	1	0	1	0	0	24	25.5
18:30	18:45	22	2	0	0	0	0	0	24	24
18:45	19:00	12	1	0	0	0	0	0	13	13
P/TOT		584	72	18	2	27	3	3	709	743.4
Period I Total:		319	33	14	2	18	0	0	386	413.6
Period II Total:		265	39	4	0	9	3	3	323	329.8



period I period II

07:00 16:00  
10:00 19:00

DATE: 19/03/2020  
DAY: Thursday

SITE: 7

LOCATION: Four Elms Roundabout  
TOTAL ARMS: A B C D

from arm: A  
to arm: D

period I period II

from: 07:00 16:00  
to: 10:00 19:00

DATE: 19/03/2020  
DAY: Thursday

SITE: 7

LOCATION: Four Elms Roundabout  
TOTAL ARMS: A B C

per hour

per hour							TOT	PCU.h	per quarter of an hour							TOT	PCU			
CAR	LGV	OGV1	OGV2	PSV	MCL	PCL			CAR	LGV	OGV1	OGV2	PSV	MCL	PCL					
1	1	1.5	2.3	2	0.4	0.2			1	1	1.5	2.3	2	0.4	0.2					
PCU factor							PCU factor	PCU factor							PCU factor	PCU factor				
INTERVAL							INTERVAL	INTERVAL							INTERVAL	INTERVAL				
01:00	01:00	01:00	01:00	01:00	01:00	01:00	01:00	01:00	00:15	00:15	00:15	00:15	00:15	00:15	00:15	00:15	00:15	00:15		
79	9	2	0	7	0	0	97	105	111	22	0	2	5	1	1		142	148.2		
99	15	3	0	9	0	0	126	136.5	143	19	4	1	8	3	0		178	187.5		
138	14	2	0	8	0	0	162	171	167	31	3	1	7	2	0		211	219.6		
157	14	4	1	6	0	0	182	191.3	194	30	11	4	3	0	0		242	255.7		
160	18	5	1	6	0	0	190	199.8	181	18	8	1	4	2	0		214	222.1		
151	11	5	1	4	0	0	172	179.8	202	30	4	0	3	0	0		239	244		
123	10	7	1	4	0	0	145	153.8	147	19	9	1	2	1	0		179	186.2		
100	9	5	1	5	0	0	120	128.8	163	21	3	1	0	4	0		192	192.4		
80	6	7	1	5	0	0	99	108.8	129	13	3	2	3	0	0		150	157.1		
55	6	6	1	4	0	0	72	80.3	113	19	4	4	3	0	0		143	153.2		
29	4	4	1	2	0	0	40	45.3	98	22	1	0	0	2	0		123	122.3		
13	2	3	0	1	0	0	19	21.5	97	19	5	6	0	1	0		128	137.7		
96	16	2	0	5	2	1	122	126	90	23	4	1	2	0	0		120	125.3		
104	11	2	0	5	2	1	125	129	111	26	2	0	4	1	0		144	148.4		
107	15	2	0	4	2	2	132	134.2	134	16	5	0	3	1	0		159	163.9		
100	13	1	0	2	2	2	120	119.7	115	20	0	2	1	0	0		138	141.6		
93	14	1	0	3	1	1	113	115.1	152	15	2	1	2	2	0		174	177.1		
84	15	0	0	2	0	2	103	103.4	89	16	2	0	1	0	0		108	110		
78	13	1	0	3	0	1	96	98.7	97	16	2	1	0	2	0		118	119.1		
85	10	1	0	3	0	1	100	102.7	90	11	2	0	0	1	0		104	104.4		
76	9	1	0	1	0	1	88	88.7	70	9	1	0	0	1	0		81	80.9		
53	6	1	0	1	0	0	61	62.5	60	13	1	0	3	2	0		79	81.3		
34	3	0	0	0	0	0	37	37	69	5	0	0	0	1	0		75	74.4		
12	1	0	0	0	0	0	13	13	80	12	0	0	0	1	0		93	92.4		
584	72	18	2	27	3	3	709	743.4	P/TOT	2902	445	76	28	54	28	1	0	0	3534	3645

Period I Total: 1745 263 55 23 38 16 1 0 0 2141 2226  
Period II Total: 1157 182 21 5 16 12 0 0 0 1393 1419

per hour

per hour							TOT	PCU.h	per quarter of an hour							TOT	PCU
CAR	LGV	OGV1	OGV2	PSV	MCL	PCL			CAR	LGV	OGV1	OGV2	PSV	MCL	PCL		
1	1	1.5	2.3	2	0.4	0.2			1	1	1.5	2.3	2	0.4	0.2		
PCU factor							PCU factor	PCU factor							PCU factor	PCU factor	
INTERVAL							INTERVAL	INTERVAL							INTERVAL	INTERVAL	
01:00	01:00	01:00	01:00	01:00	01:00	01:00	01:00	01:00	00:15	00:15	00:15	00:15	00:15	00:15	00:15	00:15	00:15
615	102	18	8	23	6	1	773	811	255	55	3						
685	98	26	7	22	7	0	845	884.9	282	59	14						
744	109	26	6	17	4	0	906	941.4	322	63	12						
724	97	32	6	12	3	0	874	908	349	52	14						
693	88	24	3	9	7	0	824	844.7	331	57	20						
641	83	19	4	8	5	0	760	779.7	401	57	13						
552	72	19	8	8	5	0	664	688.9	270	43	23						
503	75	11	7	6	6	0	608	625	280	39	10						
437	73	13	12	6	3	0	544	570.3	211	32	15						
308	60	10	10	3	3	0	394	413.2	207	30	11						
195	41	6	6	0	3	0	251	260	182	41	9						
97	19	5	6	0	1	0	128	137.7	189	37	13						
450	85	11	3	10	2	0	561	579.2	225	77	11						
512	77	9	3	10	4	0	615	631	238	67	7						
490	67	9	3	7	3	0	579	592.6	250	82	13						
453	67	6	4	4	4	0	538	547.8	242	52	8						
428	58	8	2	3	5	0	504	510.6	310	46	9						
346	52	7	1	1	4	0	411	414.4	207	48	8						
317	49	6	1	3	6	0	382	385.7	183	42	5						
289	38	4	0	3	5	0	339	341	176	29	4						
279	39	2	0	3	5	0	328	329	152	23	2						
209	30	1	0	3	4	0	247	248.1	140	22	2						
149	17	0	0	0	2	0	168	166.8	130	26	3						
80	12	0	0	0	1	0	93	92.4	135	20	3						
2902	445	76	28	54	28	1	3534	3645	P/TOT	5667	1099	232					

Period I Total: 3279 565 157  
Period II Total: 2388 534 75



		period I		period II				period I		period II																						
from arm:	A	from:	07:00	16:00	DATE:	19/03/2020	SITE:	7	from arm:	all	from:	07:00	16:00																			
to arm:	all	to:	10:00	19:00	DAY:	Thursday	LOCATION:	Four Elms Roundabout	to arm:	A	to:	10:00	19:00																			
D		per hour				TOTAL ARMS:		A	B	C	D																					
hour	OGV2	PSV	MCL	PCL	TOT	PCU	from	to	CAR	LGV	OGV1	OGV2	PSV	MCL	PCL	TOT	PCU	from	to	CAR	LGV	OGV1	OGV2	PSV	MCL	PCL	TOT	PCU				
	2.3	2	0.4	0.2			PCU factor		1	1	1.5	2.3	2	0.4	0.2			PCU factor		1	1	1.5	2.3	2	0.4	0.2						
	00:15	00:15	00:15	00:15	00:15	00:15	INTERVAL		01:00	01:00	01:00	01:00	01:00	01:00	01:00			INTERVAL		00:15	00:15	00:15	00:15	00:15	00:15	00:15	00:15					
7	9	2	1		332	349.6	07:00	08:00	1208	229	43	44	35	11	1	1571	1677	07:00	07:15	177	60	9	10	3	2	0	261	280.3				
9	12	7	0		383	409.5	07:15	08:15	1284	231	60	51	34	11	0	1671	1795	07:15	07:30	200	72	12	18	2	2	0	306	336.2				
12	10	2	0		421	451.4	07:30	08:30	1403	229	59	56	30	6	0	1783	1912	07:30	07:45	187	72	11	20	6	3	0	299	334.7				
16	4	0	0		435	466.8	07:45	08:45	1351	209	70	58	22	5	0	1715	1844	07:45	08:00	201	62	17	15	3	0	0	298	329				
14	8	2	0		432	467	08:00	09:00	1282	196	66	62	20	10	0	1636	1764	08:00	08:15	181	55	12	23	11	0	0	282	328.9				
14	8	2	0		495	526.5	08:15	09:15	1162	171	61	59	17	8	0	1478	1597	08:15	08:30	141	27	12	16	3	1	0	200	229.2				
14	2	1	0		353	384.1	08:30	09:30	968	144	59	65	14	6	0	1256	1380	08:30	08:45	168	34	10	13	9	1	0	235	265.3				
20	2	5	0		356	386	08:45	09:45	880	142	45	73	13	7	0	1160	1286	08:45	09:00	142	31	14	14	9	1	1	212	244.8				
11	5	0	0		274	300.8	09:00	10:00	789	140	48	75	12	4	0	1068	1199	09:00	09:15	163	40	6	20	7	0	0	236	272				
20	5	0	0		273	309.5	09:15	10:15	578	108	33	64	7	4	0	794	898.3	09:15	09:30	149	32	9	11	9	0	0	210	237.8				
22	1	2	0		257	289.9	09:30	10:30	371	78	22	44	2	4	0	521	588.8	09:30	09:45	151	37	17	9	5	0	0	219	244.2				
22	1	2	0		264	298.9	09:45	10:45	189	37	13	22	1	2	0	264	298.9	09:45	10:00	141	24	11	8	8	2	0	194	216.7				
7	3	4	0		327	342.2	16:00	17:00	955	278	39	24	15	9	1	1321	1381	16:00	16:15	235	57	10	10	5	1	0	318	340.4				
4	5	1	0		322	335.1	16:15	17:15	1040	247	37	23	15	9	1	1372	1429	16:15	16:30	263	65	9	10	6	2	0	355	377.3				
3	5	3	0		356	369.6	16:30	17:30	1009	228	38	21	11	9	2	1318	1368	16:30	16:45	287	59	8	13	9	2	0	378	406.7				
10	2	1	1		316	333.6	16:45	17:45	942	188	30	25	6	8	2	1201	1248	16:45	17:00	303	72	7	8	4	2	0	396	412.7				
6	3	4	0		378	390.9	17:00	18:00	876	165	26	17	6	8	1	1099	1135	17:00	17:15	281	51	6	9	0	0	1	348	361.9				
2	1	1	1		268	274.2	17:15	18:15	718	142	19	15	3	8	2	907	932.6	17:15	17:30	319	61	7	7	4	0	0	398	414.6				
7	0	2	0		239	249.4	17:30	18:30	651	116	13	17	6	11	1	815	842.2	17:30	17:45	298	48	6	13	2	2	0	369	389.7				
2	2	1	0		214	220	17:45	18:45	598	100	11	14	6	10	1	740	762.9	17:45	18:00	232	44	3	6	2	3	0	290	299.5				
4	0	4	1		186	189	18:00	19:00	557	91	10	18	4	10	1	691	716.6	18:00	18:15	245	43	3	11	1	5	1	309	322				
4	4	4	0		176	183.8	18:15	19:15	405	68	8	14	4	6	0	505	527.6	18:15	18:30	207	25	5	10	2	4	0	253	268.1				
4	0	1	0		164	170.1	18:30	19:30	265	46	6	10	0	2	0	329	343.8	18:30	18:45	179	28	3	4	4	2	0	220	229.5				
6	0	1	0		165	173.7	18:45	19:45	135	20	3	6	0	1	0	165	173.7	18:45	19:00	157	24	2	4	3	4	0	194	200.8				
240	92	52	4	0	7386	7872	P/TOT		5667	1099	232	240	92	52	4	0	0	7386	7872	P/TOT		5007	1123	209	282	117	39	3	0	0	6780	7342
181	67	25	1	0	4275	4640														Period I Total:	2001	546	140	177	75	12	1	0	0	2952	3319	
59	25	27	3	0	3111	3232														Period II Total:	3006	577	69	105	42	27	2	0	0	3828	4023	



DATE: 19/03/2020  
DAY: Thursday

SITE: 7  
LOCATION: Four Elms Roundabout  
TOTAL ARMS:

from arm: B  
to arm: A

period I period II  
from: 07:00 16:00  
to: 10:00 19:00

DATE: 19/03/2020  
DAY: Thursday

SITE: 7  
LOCATION: Four Elms Roundabout  
TOTAL ARMS: A B C D

MCL		PCL	TOT	PCU.h	from	to	per quarter of an hour							TOT	PCU		
0.4	0.2						CAR	LGV	OGV1	OGV2	PSV	MCL	PCL				
PCU factor		PCU factor		PCU factor		PCU factor		PCU factor		PCU factor		PCU factor		PCU factor			
01:00		01:00		01:00		01:00		01:00		01:00		01:00		01:00			
7	0		1164	1280	07:00	07:15	81	38	6	8	1	1	0	135	148.8		
5	0		1185	1329	07:15	07:30	100	41	10	17	0	1	0	169	195.5		
4	0		1079	1222	07:30	07:45	66	40	8	19	0	1	0	134	162.1		
2	0		1015	1152	07:45	08:00	53	25	8	14	0	0	0	100	122.2		
3	1		929	1068	08:00	08:15	56	37	7	17	0	0	0	117	142.6		
3	1		883	1011	08:15	08:30	48	11	3	12	0	1	0	75	91.5		
2	1		893	1020	08:30	08:45	51	19	4	8	0	0	0	82	94.4		
1	1		877	998.8	08:45	09:00	34	17	7	14	0	0	1	73	93.9		
2	0		859	970.7	09:00	09:15	42	15	2	18	2	0	0	79	105.4		
2	0		623	698.7	09:15	09:30	54	15	5	8	0	0	0	82	94.9		
2	0		413	460.9	09:30	09:45	41	12	8	8	1	0	0	70	85.4		
2	0		194	216.7	09:45	10:00	35	8	3	7	1	0	0	54	65.6		
7	0		1447	1537	16:00	16:15	69	34	5	8	0	1	0	117	129.3		
6	1		1477	1559	16:15	16:30	101	37	7	9	0	0	0	154	169.2		
4	1		1520	1596	16:30	16:45	119	35	6	12	3	1	0	176	197		
4	1		1511	1579	16:45	17:00	129	37	5	8	0	0	0	179	191.9		
5	1		1405	1466	17:00	17:15	139	31	4	7	0	0	0	181	192.1		
10	1		1366	1426	17:15	17:30	113	25	3	7	1	0	0	149	160.6		
14	1		1221	1279	17:30	17:45	127	29	4	12	0	2	0	174	190.4		
14	1		1072	1119	17:45	18:00	84	23	2	6	0	0	0	115	123.8		
15	1		976	1020	18:00	18:15	104	27	3	11	0	2	1	148	161.8		
10	0		667	698.4	18:15	18:30	99	11	4	10	0	4	0	128	140.6		
6	0		414	430.3	18:30	18:45	74	14	2	4	1	0	0	95	102.2		
4	0		194	200.8	18:45	19:00	66	12	1	4	0	2	0	85	89.5		
39	3	0	0	6780	7342	P/TOT	1885	593	117	248	10	16	2	0	0	2871	3251

Period I Total: 661 278 71 150 5 4 1 0 0 1170 1402  
Period II Total: 1224 315 46 98 5 12 1 0 0 1701 1848

MCL		PCL	TOT	PCU.h	from	to	per hour							TOT	PCU		
0.4	0.2						CAR	LGV	OGV1	OGV2	PSV	MCL	PCL				
PCU factor		PCU factor		PCU factor		PCU factor		PCU factor		PCU factor		PCU factor		PCU factor			
01:00		01:00		01:00		01:00		01:00		01:00		01:00		01:00			
7	0		538	628.6	07:00	07:15	300	144	32	58	1	3	0	628.6	750.2		
5	0		520	622.4	07:15	07:30	275	143	33	67	0	2	0	622.4	750.2		
4	0		426	518.4	07:30	07:45	223	113	26	62	0	2	0	518.4	622.4		
2	0		374	450.7	07:45	08:00	208	92	22	51	0	1	0	450.7	518.4		
3	1		347	422.4	08:00	08:15	189	84	21	51	0	1	1	422.4	450.7		
3	1		309	385.2	08:15	08:30	175	62	16	52	2	1	1	385.2	422.4		
2	1		316	388.6	08:30	08:45	181	66	18	48	2	0	1	388.6	422.4		
1	1		304	379.6	08:45	09:00	171	59	22	48	3	0	1	379.6	388.6		
2	0		285	351.3	09:00	09:15	172	50	18	41	4	0	0	351.3	379.6		
2	0		206	245.9	09:15	09:30	130	35	16	23	2	0	0	245.9	351.3		
2	0		124	151	09:30	09:45	76	20	11	15	2	0	0	151	245.9		
2	0		54	65.6	09:45	10:00	35	8	3	7	1	0	0	65.6	151		
7	0		626	687.4	16:00	16:15	418	143	23	37	3	2	0	687.4	750.2		
6	1		690	750.2	16:15	16:30	488	140	22	36	3	1	0	750.2	828.6		
4	1		685	741.6	16:30	16:45	500	128	18	34	4	1	0	741.6	828.6		
4	1		683	735	16:45	17:00	508	122	16	34	1	2	0	735	828.6		
5	1		619	666.9	17:00	17:15	463	108	13	32	1	2	0	666.9	735		
10	1		586	636.6	17:15	17:30	428	104	12	36	1	4	1	636.6	735		
14	1		565	616.6	17:30	17:45	414	90	13	39	0	8	1	616.6	636.6		
14	1		486	528.4	17:45	18:00	361	75	11	31	1	6	1	528.4	616.6		
15	1		456	494.1	18:00	18:15	343	64	10	29	1	8	1	494.1	528.4		
10	0		308	332.3	18:15	18:30	239	37	7	18	1	6	0	332.3	494.1		
6	0		180	191.7	18:30	18:45	140	26	3	8	1	2	0	191.7	332.3		
4	0		85	89.5	18:45	19:00	66	12	1	4	0	2	0	89.5	191.7		
39	3	0	0	6780	7342	P/TOT	1885	593	117	248	10	16	2	0	0	2871	3251

Period I Total: 2 0 1 0 0 0 0 0 0  
Period II Total: 3 1 0 0 0 0 0 0 0



from arm: **B**  
 to arm: **B**  
 period I from: 07:00 16:00  
 period II to: 10:00 19:00

DATE: 19/03/2020  
 DAY: Thursday  
 SITE: 7  
 LOCATION: Four Elms Roundabout  
 TOTAL ARMS: A B C D

from arm: **B**  
 to arm: **C**  
 period I from: 07:00 16:00  
 period II to: 10:00 19:00

DATE: 19/03/2020  
 DAY: Thursday

		per hour								
TOT	PCU	from	to	CAR	LGV	OGV1	OGV2	PSV	MCL	PCL
		07:00	08:00	0	0	0	0	0	0	0
0	0	07:15	08:15	0	0	0	0	0	0	0
0	0	07:30	08:30	0	0	1	0	0	0	0
0	0	07:45	08:45	0	0	1	0	0	0	0
0	0	08:00	09:00	0	0	1	0	0	0	0
1	1.5	08:15	09:15	0	0	1	0	0	0	0
0	0	08:30	09:30	1	0	0	0	0	0	0
0	0	08:45	09:45	1	0	0	0	0	0	0
0	0	09:00	10:00	2	0	0	0	0	0	0
1	1	09:15	10:15	2	0	0	0	0	0	0
0	0	09:30	10:30	1	0	0	0	0	0	0
1	1	09:45	10:45	1	0	0	0	0	0	0
0	0	16:00	17:00	2	0	0	0	0	0	0
0	0	16:15	17:15	2	0	0	0	0	0	0
1	1	16:30	17:30	3	0	0	0	0	0	0
1	1	16:45	17:45	2	0	0	0	0	0	0
0	0	17:00	18:00	1	0	0	0	0	0	0
1	1	17:15	18:15	1	1	0	0	0	0	0
0	0	17:30	18:30	0	1	0	0	0	0	0
0	0	17:45	18:45	0	1	0	0	0	0	0
1	1	18:00	19:00	0	1	0	0	0	0	0
0	0	18:15	19:15	0	0	0	0	0	0	0
0	0	18:30	19:30	0	0	0	0	0	0	0
0	0	18:45	19:45	0	0	0	0	0	0	0
<b>0</b>	<b>7</b>	P/TOT		<b>5</b>	<b>1</b>	<b>1</b>	<b>0</b>	<b>0</b>	<b>0</b>	<b>0</b>

0 3 3.5  
 0 4 4

		per quarter of an hour								
TOT	PCU.h	from	to	CAR	LGV	OGV1	OGV2	PSV	MCL	PCL
0	0	07:00	07:15	2	0	0	0	0	0	0
1	1.5	07:15	07:30	6	0	0	0	0	0	0
0	0	07:30	07:45	2	0	0	0	0	0	0
1	1.5	07:45	08:00	3	0	0	0	0	0	0
1	1.5	08:00	08:15	3	0	0	0	0	0	0
1	1.5	08:15	08:30	0	0	0	0	0	0	0
1	1	08:30	08:45	4	0	1	0	0	0	0
1	1	08:45	09:00	3	2	0	0	0	0	0
2	2	09:00	09:15	2	2	0	0	0	0	0
2	2	09:15	09:30	2	0	0	0	0	0	0
1	1	09:30	09:45	0	0	0	0	0	0	0
1	1	09:45	10:00	1	0	1	0	1	0	0
2	2	16:00	16:15	4	1	0	0	0	0	0
2	2	16:15	16:30	7	1	1	0	0	0	0
3	3	16:30	16:45	1	0	0	0	0	0	0
2	2	16:45	17:00	6	3	0	0	0	0	0
1	1	17:00	17:15	3	1	0	0	0	0	0
2	2	17:15	17:30	6	0	0	0	0	0	0
1	1	17:30	17:45	6	3	0	0	0	0	0
1	1	17:45	18:00	7	2	0	0	0	0	0
1	1	18:00	18:15	9	2	0	0	0	0	0
0	0	18:15	18:30	9	0	0	0	0	0	0
0	0	18:30	18:45	9	3	0	0	0	0	0
0	0	18:45	19:00	9	1	0	0	0	0	0
<b>7</b>	<b>7.5</b>	P/TOT		<b>104</b>	<b>21</b>	<b>3</b>	<b>0</b>	<b>1</b>	<b>0</b>	<b>0</b>

Period I Total: 28 4 2 0 1 0 0 0 0 0 35 37  
 Period II Total: 76 17 1 0 0 0 0 0 0 0 94 94.5

		per hour								
TOT	PCU	from	to	CAR	LGV	OGV1	OGV2	PSV	MCL	PCL
2	2	07:00	08:00	13	0	0	0	0	0	0
6	6	07:15	08:15	14	0	0	0	0	0	0
2	2	07:30	08:30	8	0	0	0	0	0	0
3	3	07:45	08:45	10	0	1	0	0	0	0
3	3	08:00	09:00	10	2	1	0	0	0	0
0	0	08:15	09:15	9	4	1	0	0	0	0
5	5.5	08:30	09:30	11	4	1	0	0	0	0
5	5	08:45	09:45	7	4	0	0	0	0	0
4	4	09:00	10:00	5	2	1	0	1	0	0
2	2	09:15	10:15	3	0	1	0	1	0	0
0	0	09:30	10:30	1	0	1	0	1	0	0
3	4.5	09:45	10:45	1	0	1	0	1	0	0
5	5	16:00	17:00	18	5	1	0	0	0	0
9	9.5	16:15	17:15	17	5	1	0	0	0	0
1	1	16:30	17:30	16	4	0	0	0	0	0
9	9	16:45	17:45	21	7	0	0	0	0	0
4	4	17:00	18:00	22	6	0	0	0	0	0
6	6	17:15	18:15	28	7	0	0	0	0	0
9	9	17:30	18:30	31	7	0	0	0	0	0
9	9	17:45	18:45	34	7	0	0	0	0	0
11	11	18:00	19:00	36	6	0	0	0	0	0
9	9	18:15	19:15	27	4	0	0	0	0	0
12	12	18:30	19:30	18	4	0	0	0	0	0
10	10	18:45	19:45	9	1	0	0	0	0	0
<b>129</b>	<b>131.5</b>	P/TOT		<b>104</b>	<b>21</b>	<b>3</b>	<b>0</b>	<b>1</b>	<b>0</b>	<b>0</b>

2020 SITE: 7  
ay LOCATION: Four Elms Roundabout  
TOTAL ARMS: A B C D

from arm: B  
to arm: D

period I period II  
from: 07:00 16:00  
to: 10:00 19:00

DATE: 19/03/2020 SITE: 7  
DAY: Thursday LOCATION: Four Elms Roundabout  
TOTAL ARMS: A B C D

from arm: B  
to arm: all

		per quarter of an hour							TOT	PCU
PCU.h	from to	CAR	LGV	OGV1	OGV2	PSV	MCL	PCL		
	PCU factor	1	1	1.5	2.3	2	0.4	0.2		
01:00	INTERVAL	00:15	00:15	00:15	00:15	00:15	00:15	00:15	00:15	00:15
13	07:00 07:15	138	44	17	6	0	1	0	206	221.7
14	07:15 07:30	180	48	15	10	0	4	0	257	275.1
8	07:30 07:45	189	43	9	9	0	2	0	252	267
11.5	07:45 08:00	190	45	10	12	0	0	0	257	277.6
13.5	08:00 08:15	172	40	18	11	0	0	0	241	264.3
14.5	08:15 08:30	173	33	13	20	0	0	0	239	271.5
16.5	08:30 08:45	175	38	12	12	3	0	0	240	264.6
11	08:45 09:00	137	24	10	13	1	2	0	187	208.7
10.5	09:00 09:15	122	35	10	9	1	1	0	178	195.1
6.5	09:15 09:30	97	32	8	9	1	1	0	148	164.1
4.5	09:30 09:45	76	19	6	10	2	0	0	113	131
4.5	09:45 10:00	62	18	6	11	1	0	0	98	116.3
24.5	16:00 16:15	122	33	26	17	1	3	0	202	236.3
23.5	16:15 16:30	111	46	14	12	2	0	0	185	209.6
20	16:30 16:45	138	46	11	11	2	5	0	213	231.8
28	16:45 17:00	123	38	10	13	2	2	0	188	210.7
28	17:00 17:15	141	54	4	11	0	7	0	217	229.1
35	17:15 17:30	151	35	6	4	0	3	0	199	205.4
38	17:30 17:45	153	32	5	8	0	2	0	200	211.7
41	17:45 18:00	138	18	6	1	2	3	0	168	172.5
42	18:00 18:15	139	21	2	2	3	1	0	168	174
31	18:15 18:30	142	14	2	7	0	1	0	166	175.5
22	18:30 18:45	118	28	6	7	1	0	0	160	173.1
10	18:45 19:00	115	11	3	3	2	2	0	136	142.2
131.5	P/TOT	3302	795	229	228	24	40	0	4618	5029

Period I Total: 1711 419 134 132 9 11 0 0 0 2416 2657  
Period II Total: 1591 376 95 96 15 29 0 0 0 2202 2372

		per hour							TOT	PCU.h
from to	CAR	LGV	OGV1	OGV2	PSV	MCL	PCL			
	PCU factor	1	1	1.5	2.3	2	0.4	0.2		
01:00	INTERVAL	01:00	01:00	01:00	01:00	01:00	01:00	01:00	01:00	
07:00 08:00	697	180	51	37	0	7	0	972	1041	
07:15 08:15	731	176	52	42	0	6	0	1007	1084	
07:30 08:30	724	161	50	52	0	2	0	989	1080	
07:45 08:45	710	156	53	55	3	0	0	977	1078	
08:00 09:00	657	135	53	56	4	2	0	907	1009	
08:15 09:15	607	130	45	54	5	3	0	844	939.9	
08:30 09:30	531	129	40	43	6	4	0	753	832.5	
08:45 09:45	432	110	34	41	5	4	0	626	698.9	
09:00 10:00	357	104	30	39	5	2	0	537	606.5	
09:15 10:15	235	69	20	30	4	1	0	359	411.4	
09:30 10:30	138	37	12	21	3	0	0	211	247.3	
09:45 10:45	62	18	6	11	1	0	0	98	116.3	
16:00 17:00	494	163	61	53	7	10	0	788	888.4	
16:15 17:15	513	184	39	47	6	14	0	803	881.2	
16:30 17:30	553	173	31	39	4	17	0	817	877	
16:45 17:45	568	159	25	36	2	14	0	804	856.9	
17:00 18:00	583	139	21	24	2	15	0	784	818.7	
17:15 18:15	581	106	19	15	5	9	0	735	763.6	
17:30 18:30	572	85	15	18	5	7	0	702	733.7	
17:45 18:45	537	81	16	17	6	5	0	662	695.1	
18:00 19:00	514	74	13	19	6	4	0	630	664.8	
18:15 19:15	375	53	11	17	3	3	0	462	490.8	
18:30 19:30	233	39	9	10	3	2	0	296	315.3	
18:45 19:45	115	11	3	3	2	2	0	136	142.2	
P/TOT	3302	795	229	228	24	40	0	4618	5029	

		per quarter of an hour							TOT	PCU	from
from to	CAR	LGV	OGV1	OGV2	PSV	MCL	PCL			PC	
	PCU factor	1	1	1.5	2.3	2	0.4	0.2			
01:00	INTERVAL	00:15	00:15	00:15	00:15	00:15	00:15	00:15	00:15	00:15	
07:00 07:15	221	82	23	14	1	2	0	343	372.5	07:00	
07:15 07:30	286	89	25	27	0	5	0	432	476.6	07:15	
07:30 07:45	257	83	17	28	0	3	0	388	431.1	07:30	
07:45 08:00	246	70	18	26	0	0	0	360	402.8	07:45	
08:00 08:15	231	77	25	28	0	0	0	361	409.9	08:00	
08:15 08:30	221	44	17	32	0	1	0	315	364.5	08:15	
08:30 08:45	230	57	17	20	3	0	0	327	364.5	08:30	
08:45 09:00	174	43	17	27	1	2	1	265	307.6	08:45	
09:00 09:15	166	52	12	27	3	1	0	261	304.5	09:00	
09:15 09:30	154	47	13	17	1	1	0	233	262	09:15	
09:30 09:45	117	31	14	18	3	0	0	183	216.4	09:30	
09:45 10:00	99	26	10	18	3	0	0	156	187.4	09:45	
16:00 16:15	195	68	31	25	1	4	0	324	370.6	16:00	
16:15 16:30	219	84	22	21	2	0	0	348	388.3	16:15	
16:30 16:45	259	81	17	23	5	6	0	391	430.8	16:30	
16:45 17:00	259	78	15	21	2	2	0	377	412.6	16:45	
17:00 17:15	283	86	8	18	0	7	0	402	425.2	17:00	
17:15 17:30	271	60	9	11	1	3	0	355	373	17:15	
17:30 17:45	286	64	9	20	0	4	0	383	411.1	17:30	
17:45 18:00	229	43	8	7	2	3	0	292	305.3	17:45	
18:00 18:15	252	51	5	13	3	3	1	328	347.8	18:00	
18:15 18:30	250	25	6	17	0	5	0	303	325.1	18:15	
18:30 18:45	201	45	8	11	2	0	0	267	287.3	18:30	
18:45 19:00	190	24	4	7	2	4	0	231	241.7	18:45	
P/TOT	5296	1410	350	476	35	56	2	7625	8419		

Period I Total: 2402 701 208 282 15 15 1 0 0 3624 4100  
Period II Total: 2894 709 142 194 20 41 1 0 0 4001 4319



period I period II  
from: 07:00 16:00  
to: 10:00 19:00

DATE: 19/03/2020 SITE: 7  
DAY: Thursday LOCATION: Four Elms Roundabout  
TOTAL ARMS: A B C D

from arm: all  
to arm: B

period I period II  
from: 07:00 16:00  
to: 10:00 19:00

DATE: 19/03/2020 SITE: 7  
DAY: Thursday LOCATION: Four Elms Roundabout  
TOTAL ARMS: A B C D

per hour										per quarter													
to	CAR	LGV	OGV1	OGV2	PSV	MCL	PCL	TOT	PCU.h	from	to	CAR	LGV	OGV1	OGV2	PSV	MCL	PCL	TOT	PCU			
PCU factor	1	1	1.5	2.3	2	0.4	0.2			PCU factor	1	1	1.5	2.3	2	0.4	0.2						
INTERVAL	01:00	01:00	01:00	01:00	01:00	01:00	01:00	01:00	01:00	INTERVAL	00:15	00:15	00:15	00:15	00:15	00:15	00:15	00:15	00:15	00:15			
08:00	1010	324	83	95	1	10	0	1523	1683	07:00 07:15	270	87	25	15	6	5	0	408	443				
08:15	1020	319	85	109	0	8	0	1541	1720	07:15 07:30	282	94	22	26	4	7	0	435	479.6				
08:30	955	274	77	114	0	4	0	1424	1608	07:30 07:45	272	81	32	20	1	0	0	406	449				
08:45	928	248	77	106	3	1	0	1363	1542	07:45 08:00	278	69	24	29	0	1	0	401	450.1				
09:00	856	221	76	107	4	3	1	1268	1447	08:00 08:15	276	76	23	25	3	0	0	403	450				
09:15	791	196	63	106	7	4	1	1168	1341	08:15 08:30	291	66	16	32	3	2	0	410	461.4				
09:30	724	199	59	91	8	4	1	1086	1239	08:30 08:45	214	71	30	28	1	1	0	345	396.8				
09:45	611	173	56	89	8	4	1	942	1091	08:45 09:00	212	57	17	36	2	3	1	328	382.7				
10:00	536	156	49	80	10	2	0	833	970.3	09:00 09:15	152	51	26	25	3	1	0	258	305.9				
10:15	370	104	37	53	7	1	0	572	665.8	09:15 09:30	168	42	18	34	0	1	0	263	315.6				
10:30	216	57	24	36	6	0	0	339	403.8	09:30 09:45	169	58	18	28	0	2	0	275	319.2				
10:45	99	26	10	18	3	0	0	156	187.4	09:45 10:00	175	57	16	27	2	2	0	279	322.9				
17:00	932	311	85	90	10	12	0	1440	1602	16:00 16:15	316	92	18	16	1	5	0	448	475.8				
17:15	1020	329	62	83	9	15	0	1518	1657	16:15 16:30	294	80	11	15	1	1	1	403	427.6				
17:30	1072	305	49	73	8	18	0	1525	1642	16:30 16:45	290	97	13	12	0	5	0	417	436.1				
17:45	1099	288	41	70	3	16	0	1517	1622	16:45 17:00	277	75	18	16	1	0	0	387	417.8				
18:00	1069	253	34	56	3	17	0	1432	1515	17:00 17:15	361	62	11	13	1	3	0	451	472.6				
18:15	1038	218	31	51	6	13	1	1358	1437	17:15 17:30	323	57	10	13	2	3	0	408	430.1				
18:30	1017	183	28	57	5	15	1	1306	1389	17:30 17:45	245	49	8	14	0	1	0	317	338.6				
18:45	932	164	27	48	7	11	1	1190	1266	17:45 18:00	224	36	6	6	0	1	0	273	283.2				
19:00	893	145	23	48	7	12	1	1129	1202	18:00 18:15	264	33	3	9	1	6	1	317	326.8				
19:15	641	94	18	35	4	9	0	801	854.1	18:15 18:30	186	12	5	8	1	2	0	214	226.7				
19:30	391	69	12	18	4	4	0	498	529	18:30 18:45	151	33	4	12	0	0	0	200	217.6				
19:45	190	24	4	7	2	4	0	231	241.7	18:45 19:00	131	18	6	13	0	0	0	168	187.9				
P/TOT	5296	1410	350	476	35	56	2	0	0	7625	8419	P/TOT	5821	1453	380	472	33	52	3	0	0	8214	9017

Period I Total: 2759 809 267 325 25 25 1 0 0 4211 4776  
Period II Total: 3062 644 113 147 8 27 2 0 0 4003 4241

per hour										per quarter													
from	to	CAR	LGV	OGV1	OGV2	PSV	MCL	PCL	TOT	PCU.h	from	to	CAR	LGV	OGV1	OGV2	PSV	MCL	PCL	TOT	PCU		
PCU factor	1	1	1.5	2.3	2	0.4	0.2			PCU factor	1	1	1.5	2.3	2	0.4	0.2						
INTERVAL	01:00	01:00	01:00	01:00	01:00	01:00	01:00	01:00	01:00	INTERVAL	00:15	00:15	00:15	00:15	00:15	00:15	00:15	00:15	00:15	00:15	00:15		
07:00 08:00	1102	331	103	90	11	13	0	1650	1822	07:00 07:15	14	2											
07:15 08:15	1108	320	101	100	8	8	0	1645	1829	07:15 07:30	9	1											
07:30 08:30	1117	292	95	106	7	3	0	1620	1811	07:30 07:45	16	3											
07:45 08:45	1059	282	93	114	7	4	0	1559	1758	07:45 08:00	31	7											
08:00 09:00	993	270	86	121	9	6	1	1486	1691	08:00 08:15	34	3											
08:15 09:15	869	245	89	121	9	7	1	1341	1547	08:15 08:30	23	2											
08:30 09:30	746	221	91	123	6	6	1	1194	1401	08:30 08:45	39	3											
08:45 09:45	701	208	79	123	5	7	1	1124	1323	08:45 09:00	29	2											
09:00 10:00	664	208	78	114	5	6	0	1075	1264	09:00 09:15	32	2											
09:15 10:15	512	157	52	89	2	5	0	817	957.7	09:15 09:30	14	3											
09:30 10:30	344	115	34	55	2	4	0	554	642.1	09:30 09:45	15	6											
09:45 10:45	175	57	16	27	2	2	0	279	322.9	09:45 10:00	13	3											
16:00 17:00	1177	344	60	59	3	11	1	1655	1757	16:00 16:15	35	4											
16:15 17:15	1222	314	53	56	3	9	1	1658	1754	16:15 16:30	31	7											
16:30 17:30	1251	291	52	54	4	11	0	1663	1757	16:30 16:45	32	7											
16:45 17:45	1206	243	47	56	4	7	0	1563	1659	16:45 17:00	31	5											
17:00 18:00	1153	204	35	46	3	8	0	1449	1525	17:00 17:15	26	6											
17:15 18:15	1056	175	27	42	3	11	1	1315	1379	17:15 17:30	38	14											
17:30 18:30	919	130	22	37	2	10	1	1121	1175	17:30 17:45	33	3											
17:45 18:45	825	114	18	35	2	9	1	1004	1054	17:45 18:00	36	5											
18:00 19:00	732	96	18	42	2	8	1	899	959	18:00 18:15	32	7											
18:15 19:15	468	63	15	33	1	2	0	582	632.2	18:15 18:30	22	5											
18:30 19:30	282	51	10	25	0	0	0	368	405.5	18:30 18:45	21	4											
18:45 19:45	131	18	6	13	0	0	0	168	187.9	18:45 19:00	10	2											
P/TOT	5821	1453	380	472	33	52	3	0	0	8214	9017	P/TOT	616	106									

Period I Total: 269 37  
Period II Total: 347 69







DATE: 19/03/2020  
DAY: Thursday

SITE: 7

LOCATION: Four Elms Roundabout  
TOTAL ARMS: A B C D

from arm: C  
to arm: C

period I period II  
from: 07:00 16:00  
to: 10:00 19:00

DATE: 19/03/2020  
DAY: Thursday

SITE: 7

LOCATION: Four Elms Roundabout  
TOTAL ARMS: A B C D

			per quarter of an hour													
PSV	MCL	PCL	TOT	PCU.h	from	to	CAR	LGV	OGV1	OGV2	PSV	MCL	PCL	TOT	PCU	
2	0.4	0.2					1	1	1.5	2.3	2	0.4	0.2			
01:00 01:00 01:00			01:00	01:00	INTERVAL										00:15	00:15
1	0	0	47	49	07:00	07:15	0	0	0	0	0	0	0	0	0	
1	0	0	50	51.5	07:15	07:30	0	0	0	0	0	0	0	0	0	
0	0	0	50	50.5	07:30	07:45	0	0	0	0	0	0	0	0	0	
1	0	0	42	43.5	07:45	08:00	0	0	0	0	0	0	0	0	0	
1	0	1	46	46.2	08:00	08:15	0	0	0	0	0	0	0	0	0	
1	0	1	41	42.5	08:15	08:30	0	0	0	0	0	0	0	0	0	
1	0	1	33	34.5	08:30	08:45	0	0	0	0	0	0	0	0	0	
0	0	1	33	33.5	08:45	09:00	0	0	0	0	0	0	0	0	0	
0	0	0	23	24.8	09:00	09:15	0	0	0	0	0	0	0	0	0	
0	0	0	15	15.5	09:15	09:30	0	0	0	0	0	0	0	0	0	
0	0	0	11	11.5	09:30	09:45	0	0	0	0	0	0	0	0	0	
0	0	0	4	4.5	09:45	10:00	0	0	0	0	0	0	0	0	0	
0	0	1	32	31.2	16:00	16:15	0	0	0	0	0	0	0	0	0	
0	0	1	23	22.2	16:15	16:30	0	0	0	0	0	0	0	0	0	
0	0	0	16	16	16:30	16:45	0	0	0	0	0	0	0	0	0	
0	0	0	14	14	16:45	17:00	0	0	0	0	0	0	0	0	0	
0	0	0	15	15.5	17:00	17:15	0	0	0	0	0	0	0	0	0	
0	0	1	19	18.7	17:15	17:30	0	0	0	0	0	0	0	0	0	
0	0	1	26	25.7	17:30	17:45	0	0	0	0	0	0	0	0	0	
0	0	1	29	28.7	17:45	18:00	0	0	0	0	0	0	0	0	0	
0	0	1	33	32.2	18:00	18:15	0	0	0	0	0	0	0	0	0	
0	0	0	26	26	18:15	18:30	0	0	0	0	0	0	0	0	0	
0	0	0	16	16	18:30	18:45	0	0	0	0	0	0	0	0	0	
0	0	0	9	9	18:45	19:00	0	0	0	0	0	0	0	0	0	
2	0	3	196	198.9	P/TOT										0	0

Period I Total: 0 0 0 0 0 0 0 0 0 0 0 0 0 0 0  
Period II Total: 0 0 0 0 0 0 0 0 0 0 0 0 0 0 0

			per hour													
PSV	MCL	PCL	TOT	PCU.h	from	to	CAR	LGV	OGV1	OGV2	PSV	MCL	PCL	TOT	PCU	
2	0.4	0.2					1	1	1.5	2.3	2	0.4	0.2			
01:00 01:00 01:00			01:00	01:00	INTERVAL										00:15	00:15
0	0	0	0	0	07:00	08:00	0	0	0	0	0	0	0	0	0	
0	0	0	0	0	07:15	08:15	0	0	0	0	0	0	0	0	0	
0	0	0	0	0	07:30	08:30	0	0	0	0	0	0	0	0	0	
0	0	0	0	0	07:45	08:45	0	0	0	0	0	0	0	0	0	
0	0	0	0	0	08:00	09:00	0	0	0	0	0	0	0	0	0	
0	0	0	0	0	08:15	09:15	0	0	0	0	0	0	0	0	0	
0	0	0	0	0	08:30	09:30	0	0	0	0	0	0	0	0	0	
0	0	0	0	0	08:45	09:45	0	0	0	0	0	0	0	0	0	
0	0	0	0	0	09:00	10:00	0	0	0	0	0	0	0	0	0	
0	0	0	0	0	09:15	10:15	0	0	0	0	0	0	0	0	0	
0	0	0	0	0	09:30	10:30	0	0	0	0	0	0	0	0	0	
0	0	0	0	0	09:45	10:45	0	0	0	0	0	0	0	0	0	
0	0	0	0	0	16:00	17:00	0	0	0	0	0	0	0	0	0	
0	0	0	0	0	16:15	17:15	0	0	0	0	0	0	0	0	0	
0	0	0	0	0	16:30	17:30	0	0	0	0	0	0	0	0	0	
0	0	0	0	0	16:45	17:45	0	0	0	0	0	0	0	0	0	
0	0	0	0	0	17:00	18:00	0	0	0	0	0	0	0	0	0	
0	0	0	0	0	17:15	18:15	0	0	0	0	0	0	0	0	0	
0	0	0	0	0	17:30	18:30	0	0	0	0	0	0	0	0	0	
0	0	0	0	0	17:45	18:45	0	0	0	0	0	0	0	0	0	
0	0	0	0	0	18:00	19:00	0	0	0	0	0	0	0	0	0	
0	0	0	0	0	18:15	19:15	0	0	0	0	0	0	0	0	0	
0	0	0	0	0	18:30	19:30	0	0	0	0	0	0	0	0	0	
0	0	0	0	0	18:45	19:45	0	0	0	0	0	0	0	0	0	
0	0	0	0	0	P/TOT										0	0

Period I Total: 397 53 9 4 4 0 0  
Period II Total: 275 46 5 1 2 0 0



from arm: **C**      from: 07:00 16:00      DATE: 19/03/2020      SITE: 7      from arm: **C**      from: 07:00 16:00      DATE:   
 to arm: **D**      to: 10:00 19:00      DAY: Thursday      LOCATION: Four Elms Roundabout      to arm: **all**      to: 10:00 19:00      DAY:   
 TOTAL ARMS: A B C D

		per hour										per quarter of an hour										per hour																
TOT	PCU	from	to	CAR	LGV	OGV1	OGV2	PSV	MCL	PCL	TOT	PCU.h	from	to	CAR	LGV	OGV1	OGV2	PSV	MCL	PCL	TOT	PCU	from	to	CAR	LGV	OGV1	OGV2	PSV	MCL	PCL	TOT	PCU				
		PCU factor		1	1	1.5	2.3	2	0.4	0.2			PCU factor		1	1	1.5	2.3	2	0.4	0.2			PCU factor		1	1	1.5	2.3	2	0.4	0.2						
		INTERVAL		01:00	01:00	01:00	01:00	01:00	01:00	01:00	01:00	01:00			INTERVAL		00:15	00:15	00:15	00:15	00:15	00:15	00:15	00:15	00:15			INTERVAL		01:00	01:00	01:00	01:00	01:00	01:00	01:00		
27	28	07:00	08:00	118	16	3	1	0	0	0	138	140.8	07:00	07:15	43	7	3	0	0	0	0	53	54.5	07:00	08:00	225	36	6	1	2	1	0						
28	28.5	07:15	08:15	144	16	1	2	0	0	0	163	166.1	07:15	07:30	40	8	1	0	1	0	0	50	51.5	07:15	08:15	275	37	3	3	6	1	0						
32	32	07:30	08:30	162	11	1	2	0	0	0	176	179.1	07:30	07:45	56	10	0	0	1	1	0	68	68.4	07:30	08:30	307	34	6	3	6	1	0						
51	52.3	07:45	08:45	172	13	1	2	0	0	0	188	191.1	07:45	08:00	86	11	2	1	0	0	0	100	102.3	07:45	08:45	333	34	8	3	6	0	0						
52	53.3	08:00	09:00	176	15	1	1	1	0	0	194	196.8	08:00	08:15	93	8	0	2	4	0	0	107	113.6	08:00	09:00	339	31	6	2	8	0	1						
41	41.5	08:15	09:15	163	18	2	1	4	0	0	188	194.3	08:15	08:30	72	5	4	0	1	0	0	82	85	08:15	09:15	319	32	8	2	7	0	1						
44	44	08:30	09:30	145	22	1	1	4	0	0	173	178.8	08:30	08:45	82	10	2	0	1	0	0	95	97	08:30	09:30	286	35	5	3	8	0	1						
57	58	08:45	09:45	131	20	1	1	4	0	0	157	162.8	08:45	09:00	92	8	0	0	2	0	1	103	104.2	08:45	09:45	249	36	3	3	8	0	1						
46	50.8	09:00	10:00	103	22	5	2	3	0	0	135	143.1	09:00	09:15	73	9	2	2	3	0	0	89	95.6	09:00	10:00	195	39	11	4	7	1	0						
26	26	09:15	10:15	68	16	4	1	0	0	0	89	92.3	09:15	09:30	39	8	1	1	2	0	0	51	54.8	09:15	10:15	122	30	9	2	4	1	0						
28	28	09:30	10:30	47	11	4	1	0	0	0	63	66.3	09:30	09:45	45	11	0	0	1	0	0	57	58	09:30	10:30	83	22	8	1	2	1	0						
35	38.3	09:45	10:45	23	7	4	1	0	0	0	35	38.3	09:45	10:00	38	11	8	1	1	1	0	60	65.7	09:45	10:45	38	11	8	1	1	1	0						
33	35.8	16:00	17:00	92	13	2	1	2	0	0	110	114.3	16:00	16:15	74	7	2	1	3	0	0	87	92.3	16:00	17:00	252	36	7	1	7	0	1						
32	33.5	16:15	17:15	91	15	2	0	1	0	0	109	111	16:15	16:30	68	9	1	0	3	0	1	82	84.7	16:15	17:15	233	40	6	1	4	0	2						
18	18	16:30	17:30	84	16	1	0	0	0	0	101	101.5	16:30	16:45	54	9	2	0	0	0	0	65	66	16:30	17:30	227	48	6	1	2	0	1						
27	27	16:45	17:45	95	18	2	0	0	0	0	115	116	16:45	17:00	56	11	2	0	1	0	0	70	72	16:45	17:45	236	47	6	1	3	0	1						
32	32.5	17:00	18:00	102	17	2	0	0	0	0	121	122	17:00	17:15	55	11	1	1	0	0	1	69	70	17:00	18:00	247	47	5	1	3	0	1						
24	24	17:15	18:15	98	16	1	0	0	0	0	115	115.5	17:15	17:30	62	17	1	0	1	0	0	81	82.5	17:15	18:15	250	49	4	0	4	0	1						
32	32.5	17:30	18:30	94	19	2	0	0	0	0	115	116	17:30	17:45	63	8	2	0	1	0	0	74	76	17:30	18:30	235	45	5	0	5	0	1						
33	33	17:45	18:45	88	19	1	0	0	0	0	108	108.5	17:45	18:00	67	11	1	0	1	0	0	80	81.5	17:45	18:45	221	45	3	0	4	2	1						
26	26	18:00	19:00	81	16	1	0	0	0	0	98	98.5	18:00	18:15	58	13	0	0	1	0	1	73	73.2	18:00	19:00	192	40	2	0	5	2	1						
24	24.5	18:15	19:15	59	12	1	0	0	0	0	72	72.5	18:15	18:30	47	13	2	0	2	0	0	64	67	18:15	19:15	134	27	2	0	4	2	0						
25	25	18:30	19:30	42	6	0	0	0	0	0	48	48	18:30	18:45	49	8	0	0	0	2	0	59	57.8	18:30	19:30	87	14	0	0	2	2	0						
23	23	18:45	19:45	21	2	0	0	0	0	0	23	23	18:45	19:00	38	6	0	0	0	2	0	46	48	18:45	19:45	38	6	0	0	2	0	0						
0	0	P/TOT		672	99	14	5	6	0	0	0	0	796	815.5	P/TOT		1450	229	37	9	32	4	4	0	0	1765	1822	P/TOT		1450	229	37	9	32	4	4	0	0

0 0 467 480.7  
 0 0 329 334.8

Period I Total: 759 106 23 7 17 2 1 0 0 915 950.6  
 Period II Total: 691 123 14 2 15 2 3 0 0 850 871

19/03/2020 SITE: 7  
Thursday LOCATION: Four Elms Roundabout  
TOTAL ARMS: A B C D

from arm: all  
to arm: C

period I period II  
from: 07:00 16:00  
to: 10:00 19:00

DATE: 19/03/2020 SITE: 7  
DAY: Thursday LOCATION: Four Elms Roundabout  
TOTAL ARMS:

from arm: D  
to arm: A

TOT	PCU.h	from	to	CAR	LGV	OGV1	OGV2	PSV	MCL	PCL	TOT	PCU		
		PCU factor		1	1	1.5	2.3	2	0.4	0.2				
01:00	01:00	INTERVAL		00:15	00:15	00:15	00:15	00:15	00:15	00:15	00:15	00:15		
271	276.7	07:00	07:15	22	1	0	0	2	0	0	25	27		
325	335.8	07:15	07:30	26	5	1	0	3	0	0	35	38.5		
357	369.3	07:30	07:45	33	4	3	0	2	0	0	42	45.5		
384	397.9	07:45	08:00	45	4	0	0	1	0	0	50	51		
387	399.8	08:00	08:15	48	8	2	0	5	0	0	63	69		
369	381.8	08:15	08:30	67	6	1	0	2	0	0	76	78.5		
338	351.6	08:30	08:45	50	3	4	1	0	0	0	58	61.3		
300	312.6	08:45	09:00	55	8	2	1	1	0	0	67	70.3		
257	274.1	09:00	09:15	38	4	3	0	1	0	0	46	48.5		
168	178.5	09:15	09:30	36	4	3	1	2	0	0	46	50.8		
117	123.7	09:30	09:45	26	7	2	1	1	0	0	37	40.3		
60	65.7	09:45	10:00	30	3	4	0	2	0	0	39	43		
304	315	16:00	16:15	49	11	1	0	1	1	0	63	63.9		
286	292.7	16:15	16:30	51	3	2	1	1	0	0	58	61.3		
285	290.5	16:30	16:45	38	10	1	0	2	0	0	51	53.5		
294	300.5	16:45	17:00	47	4	0	1	1	1	1	55	55.9		
304	310	17:00	17:15	46	3	1	1	1	1	0	53	55.2		
308	313.2	17:15	17:30	52	8	0	0	0	0	1	61	60.2		
291	297.7	17:30	17:45	39	11	0	0	0	0	0	50	50		
276	279.5	17:45	18:00	47	6	0	0	2	0	0	55	57		
242	246	18:00	18:15	50	8	0	0	0	1	1	60	58.6		
169	172.8	18:15	18:30	49	6	1	0	1	0	0	57	58.5		
105	105.8	18:30	18:45	42	6	0	0	0	0	0	48	48		
46	48	18:45	19:00	33	3	0	0	0	0	0	36	36		
1765	1822	P/TOT		1019	136	31	7	31	4	3	0	0	1231	1282

Period I Total: 476 57 25 4 22 0 0 0 0 584 623.7  
Period II Total: 543 79 6 3 9 4 3 0 0 647 658.1

from	to	CAR	LGV	OGV1	OGV2	PSV	MCL	PCL	TOT	PCU.h		
		PCU factor		1	1	1.5	2.3	2	0.4	0.2		
INTERVAL		01:00	01:00	01:00	01:00	01:00	01:00	01:00	01:00	01:00		
07:00	08:00	126	14	4	0	8	0	0	152	162		
07:15	08:15	152	21	6	0	11	0	0	190	204		
07:30	08:30	193	22	6	0	10	0	0	231	244		
07:45	08:45	210	21	7	1	8	0	0	247	259.8		
08:00	09:00	220	25	9	2	8	0	0	264	279.1		
08:15	09:15	210	21	10	2	4	0	0	247	258.6		
08:30	09:30	179	19	12	3	4	0	0	217	230.9		
08:45	09:45	155	23	10	3	5	0	0	196	209.9		
09:00	10:00	130	18	12	2	6	0	0	168	182.6		
09:15	10:15	92	14	9	2	5	0	0	122	134.1		
09:30	10:30	56	10	6	1	3	0	0	76	83.3		
09:45	10:45	30	3	4	0	2	0	0	39	43		
16:00	17:00	185	28	4	2	5	2	1	227	234.6		
16:15	17:15	182	20	4	3	5	2	1	217	225.9		
16:30	17:30	183	25	2	2	4	2	2	220	224.8		
16:45	17:45	184	26	1	2	2	2	2	219	221.3		
17:00	18:00	184	28	1	1	3	1	1	219	222.4		
17:15	18:15	188	33	0	0	2	1	2	226	225.8		
17:30	18:30	185	31	1	0	3	1	1	222	224.1		
17:45	18:45	188	26	1	0	3	1	1	220	222.1		
18:00	19:00	174	23	1	0	1	1	1	201	201.1		
18:15	19:15	124	15	1	0	1	0	0	141	142.5		
18:30	19:30	75	9	0	0	0	0	0	84	84		
18:45	19:45	33	3	0	0	0	0	0	36	36		
P/TOT		1019	136	31	7	31	4	3	0	0	1231	1282

per quarter of an hour												TOT	PCU
from	to	CAR	LGV	OGV1	OGV2	PSV	MCL	PCL	PCU factor		TOT	PCU	
		1	1	1.5	2.3	2	0.4	0.2					
INTERVAL		00:15	00:15	00:15	00:15	00:15	00:15	00:15	00:15	00:15	00:15	00:15	
07:00	07:15	82	20	3	1	2	1	0			109	113.2	
07:15	07:30	91	30	2	1	2	1	0			127	130.7	
07:30	07:45	105	29	3	1	5	1	0			144	151.2	
07:45	08:00	117	30	8	1	3	0	0			159	167.3	
08:00	08:15	91	15	5	5	7	0	0			123	139	
08:15	08:30	70	14	5	4	2	0	0			95	104.7	
08:30	08:45	78	12	4	5	9	1	0			109	125.9	
08:45	09:00	79	12	7	0	8	1	0			107	117.9	
09:00	09:15	87	23	3	2	5	0	0			120	129.1	
09:15	09:30	79	14	3	2	7	0	0			105	116.1	
09:30	09:45	94	18	9	1	3	0	0			125	133.8	
09:45	10:00	93	13	5	1	6	1	0			119	128.2	
16:00	16:15	130	18	4	2	3	0	0			157	164.6	
16:15	16:30	128	21	2	1	4	2	0			158	163.1	
16:30	16:45	135	17	0	1	6	1	0			160	166.7	
16:45	17:00	141	29	0	0	3	2	0			175	176.8	
17:00	17:15	112	14	2	1	0	0	0			129	131.3	
17:15	17:30	168	22	3	0	2	0	0			195	198.5	
17:30	17:45	138	16	1	1	1	0	0			157	159.8	
17:45	18:00	112	15	1	0	1	3	0			132	131.7	
18:00	18:15	109	9	0	0	0	3	0			121	119.2	
18:15	18:30	86	9	0	0	0	0	0			95	95	
18:30	18:45	84	9	1	0	3	0	0			97	100.5	
18:45	19:00	81	10	1	0	1	2	0			95	95.3	
P/TOT		2490	419	72	30	83	19	0	0	0	3113	3260	

Period I Total: 1066 230 57 24 59 6 0 0 0 1442 1557  
Period II Total: 1424 189 15 6 24 13 0 0 0 1671 1703



period I period II  
from: 07:00 16:00  
to: 10:00 19:00

DATE: 19/03/2020  
DAY: Thursday

SITE: 7  
LOCATION: Four Elms Roundabout  
TOTAL ARMS: A B C D

from arm: D  
to arm: B

period I period II  
from: 07:00 16:00  
to: 10:00 19:00

DATE: 19/03/2020  
DAY: Thursday

SITE: 7  
LOCATION: Four Elms  
TOTAL ARMS: A

		per hour							TOT	PCU.h		
from	to	CAR	LGV	OGV1	OGV2	PSV	MCL	PCL				
PCU factor		1	1	1.5	2.3	2	0.4	0.2				
INTERVAL		01:00	01:00	01:00	01:00	01:00	01:00	01:00	01:00	01:00		
07:00	08:00	395	109	16	4	12	3	0	539	562.4		
07:15	08:15	404	104	18	8	17	2	0	553	588.2		
07:30	08:30	383	88	21	11	17	1	0	521	562.2		
07:45	08:45	356	71	22	15	21	1	0	486	536.9		
08:00	09:00	318	53	21	14	26	2	0	434	487.5		
08:15	09:15	314	61	19	11	24	2	0	431	477.6		
08:30	09:30	323	61	17	9	29	2	0	441	489		
08:45	09:45	339	67	22	5	23	1	0	457	496.9		
09:00	10:00	353	68	20	6	21	1	0	469	507.2		
09:15	10:15	266	45	17	4	16	1	0	349	378.1		
09:30	10:30	187	31	14	2	9	1	0	244	262		
09:45	10:45	93	13	5	1	6	1	0	119	128.2		
16:00	17:00	534	85	6	4	16	5	0	650	671.2		
16:15	17:15	516	81	4	3	13	5	0	622	637.9		
16:30	17:30	556	82	5	2	11	3	0	659	673.3		
16:45	17:45	559	81	6	2	6	2	0	656	666.4		
17:00	18:00	530	67	7	2	4	3	0	613	621.3		
17:15	18:15	527	62	5	1	4	6	0	605	609.2		
17:30	18:30	445	49	2	1	2	6	0	505	505.7		
17:45	18:45	391	42	2	0	4	6	0	445	446.4		
18:00	19:00	360	37	2	0	4	5	0	408	410		
18:15	19:15	251	28	2	0	4	2	0	287	290.8		
18:30	19:30	165	19	2	0	4	2	0	192	195.8		
18:45	19:45	81	10	1	0	1	2	0	95	95.3		
P/TOT		2490	419	72	30	83	19	0	0	0	3113	3260

		per quarter of an hour							TOT	PCU		
from	to	CAR	LGV	OGV1	OGV2	PSV	MCL	PCL				
PCU factor		1	1	1.5	2.3	2	0.4	0.2				
INTERVAL		00:15	00:15	00:15	00:15	00:15	00:15	00:15	00:15	00:15		
07:00	07:15	133	53	21	11	3	4	0	225	250.4		
07:15	07:30	148	57	13	18	2	3	0	241	271.1		
07:30	07:45	125	49	24	9	0	0	0	207	230.7		
07:45	08:00	145	47	20	17	0	1	0	230	261.5		
08:00	08:15	149	42	12	12	2	0	0	217	240.6		
08:15	08:30	136	40	7	18	0	0	0	201	227.9		
08:30	08:45	125	49	19	16	0	1	0	210	239.7		
08:45	09:00	116	43	11	17	1	2	0	190	217.4		
09:00	09:15	91	31	15	15	2	1	0	155	183.4		
09:15	09:30	97	33	13	18	0	1	0	162	191.3		
09:30	09:45	96	41	11	7	0	2	0	157	170.4		
09:45	10:00	93	40	10	11	2	1	0	157	177.7		
16:00	16:15	194	46	12	10	1	2	0	265	283.8		
16:15	16:30	183	40	6	11	1	1	0	242	259.7		
16:30	16:45	190	38	6	9	0	3	0	246	258.9		
16:45	17:00	175	45	10	8	1	0	0	239	255.4		
17:00	17:15	236	33	5	8	1	2	0	285	297.7		
17:15	17:30	226	30	4	11	2	2	0	275	292.1		
17:30	17:45	171	27	5	8	0	1	0	212	224.3		
17:45	18:00	156	20	3	4	0	1	0	184	190.1		
18:00	18:15	201	19	2	5	1	3	0	231	237.7		
18:15	18:30	117	4	5	4	1	0	0	131	139.7		
18:30	18:45	105	15	1	8	0	0	0	129	139.9		
18:45	19:00	81	9	3	7	0	0	0	100	110.6		
P/TOT		3489	851	238	262	20	31	0	0	0	4891	5352

Period I Total: 1454 525 176 169 12 16 0 0 0 2352 2662  
Period II Total: 2035 326 62 93 8 15 0 0 0 2539 2690

		per hour							TOT	PCU.h	per qt			
from	to	CAR	LGV	OGV1	OGV2	PSV	MCL	PCL			from	to		
PCU factor		1	1	1.5	2.3	2	0.4	0.2			PCU factor			
INTERVAL		01:00	01:00	01:00	01:00	01:00	01:00	01:00	01:00	01:00	01:00	01:00		
07:00	08:00	551	206	78	55	5	8	0	903	1014	07:00	07:15		
07:15	08:15	567	195	69	56	4	4	0	895	1004	07:15	07:30		
07:30	08:30	555	178	63	56	2	1	0	855	960.7	07:30	07:45		
07:45	08:45	555	178	58	63	2	2	0	858	969.7	07:45	08:00		
08:00	09:00	526	174	49	63	3	3	0	818	925.6	08:00	08:15		
08:15	09:15	468	163	52	66	3	4	0	756	868.4	08:15	08:30		
08:30	09:30	429	156	58	66	3	5	0	717	831.8	08:30	08:45		
08:45	09:45	400	148	50	57	3	6	0	664	762.5	08:45	09:00		
09:00	10:00	377	145	49	51	4	5	0	631	722.8	09:00	09:15		
09:15	10:15	286	114	34	36	2	4	0	476	539.4	09:15	09:30		
09:30	10:30	189	81	21	18	2	3	0	314	348.1	09:30	09:45		
09:45	10:45	93	40	10	11	2	1	0	157	177.7	09:45	10:00		
16:00	17:00	742	169	34	38	3	6	0	992	1058	16:00	16:15		
16:15	17:15	784	156	27	36	3	6	0	1012	1072	16:15	16:30		
16:30	17:30	827	146	25	36	4	7	0	1045	1104	16:30	16:45		
16:45	17:45	808	135	24	35	4	5	0	1011	1070	16:45	17:00		
17:00	18:00	789	110	17	31	3	6	0	956	1004	17:00	17:15		
17:15	18:15	754	96	14	28	3	7	0	902	944.2	17:15	17:30		
17:30	18:30	645	70	15	21	2	5	0	758	791.8	17:30	17:45		
17:45	18:45	579	58	11	21	2	4	0	675	707.4	17:45	18:00		
18:00	19:00	504	47	11	24	2	3	0	591	627.9	18:00	18:15		
18:15	19:15	303	28	9	19	1	0	0	360	390.2	18:15	18:30		
18:30	19:30	186	24	4	15	0	0	0	229	250.5	18:30	18:45		
18:45	19:45	81	9	3	7	0	0	0	100	110.6	18:45	19:00		
P/TOT		3489	851	238	262	20	31	0	0	0	4891	5352	P/TOT	331

Period I Total: 129  
Period II Total: 202



ms Roundabout										from arm: <b>D</b>		period I period II		DATE: 19/03/2020		SITE: 7		from arm: <b>D</b>		period I period II																						
										to arm: <b>C</b>		from: 07:00 16:00		DAY: Thursday		LOCATION: Four Elms Roundabout		to arm: <b>D</b>		from: 07:00 16:00																						
Quarter of an hour												per hour				per quarter of an hour				per hour																						
B	C	D					TOT	PCU	from	to	CAR	LGV	OGV1	OGV2	PSV	MCL	PCL	TOT	PCU.h	from	to	CAR	LGV	OGV1	OGV2	PSV	MCL	PCL	TOT	PCU	from	to	CAR	LGV	OGV1							
1	1.5	2.3	2	0.4	0.2			00:15	00:15	1	1	1.5	2.3	2	0.4	0.2			01:00	01:00	1	1	1.5	2.3	2	0.4	0.2			00:15	00:15	1	1	1.5								
0	0	0	1	0	0	7	8			07:00	08:00	34	5	2	0	1	0	0	01:00	01:00	42	44	07:00	07:15	0	0	0	0	0	0	0	0	0	0	0	07:00	08:00	0	0	0		
1	0	0	0	0	0	6	6			07:15	08:15	39	6	3	0	2	0	0	01:00	01:00	50	53.5	07:15	07:30	0	0	0	0	0	0	0	0	0	0	0	0	0	0	0	0		
1	2	0	0	0	0	14	15			07:30	08:30	47	8	4	0	2	0	0	01:00	01:00	61	65	07:30	07:45	0	0	0	0	0	0	0	0	0	0	0	0	0	0	0	0		
3	0	0	0	0	0	15	15			07:45	08:45	43	7	2	0	2	0	0	01:00	01:00	54	57	07:45	08:00	0	0	0	0	0	0	0	0	0	0	0	0	0	0	0	0	0	
1	1	0	2	0	0	15	17.5			08:00	09:00	50	5	3	1	2	0	0	01:00	01:00	61	65.8	08:00	08:15	0	0	0	0	0	0	0	0	0	0	0	0	0	0	0	0		
3	1	0	0	0	0	17	17.5			08:15	09:15	50	6	4	1	0	0	0	01:00	01:00	61	64.3	08:15	08:30	0	0	0	0	0	0	0	0	0	0	0	0	0	0	0	0	0	
0	0	0	0	0	0	7	7			08:30	09:30	45	5	4	2	0	0	0	01:00	01:00	56	60.6	08:30	08:45	0	0	0	0	0	0	0	0	0	0	0	0	0	0	0	0	0	
1	1	1	0	0	0	22	23.8			08:45	09:45	48	10	5	2	0	0	0	01:00	01:00	65	70.1	08:45	09:00	0	0	0	0	0	0	0	0	0	0	0	0	0	0	0	0		
2	2	0	0	0	0	15	16			09:00	10:00	45	10	4	1	0	0	0	01:00	01:00	60	63.3	09:00	09:15	0	1	0	0	0	0	0	0	0	0	0	0	0	0	0	0	0	
2	1	1	0	0	0	12	13.8			09:15	10:15	34	8	2	1	0	0	0	01:00	01:00	45	47.3	09:15	09:30	0	0	0	0	0	0	0	0	0	0	0	0	0	0	0	0		
5	1	0	0	0	0	16	16.5			09:30	10:30	26	6	1	0	0	0	0	01:00	01:00	33	33.5	09:30	09:45	0	1	0	0	0	0	0	0	0	0	0	0	0	0	0	0	0	
1	0	0	0	0	0	17	17			09:45	10:45	16	1	0	0	0	0	0	01:00	01:00	17	17	09:45	10:00	0	0	0	0	0	0	0	0	0	0	0	0	0	0	0	0	0	
3	0	0	0	0	0	24	24			16:00	17:00	71	7	1	2	0	0	0	01:00	01:00	81	84.1	16:00	16:15	0	0	0	0	0	0	0	0	0	0	0	0	0	0	0	0	0	
1	1	1	0	0	0	25	26.8			16:15	17:15	61	4	1	3	0	0	0	01:00	01:00	69	73.4	16:15	16:30	0	0	0	0	0	0	0	0	0	0	0	0	0	0	0	0	0	
3	0	0	0	0	0	18	18			16:30	17:30	60	6	0	2	0	0	0	01:00	01:00	68	70.6	16:30	16:45	0	0	0	0	0	0	0	0	0	0	0	0	0	0	0	0	0	
0	0	1	0	0	0	14	15.3			16:45	17:45	63	6	0	2	0	0	0	01:00	01:00	71	73.6	16:45	17:00	0	0	0	0	0	0	0	0	0	0	0	0	0	0	0	0	0	
0	0	0	0	0	0	12	13.3			17:00	18:00	69	8	0	1	0	0	0	01:00	01:00	78	79.3	17:00	17:15	0	0	0	0	0	0	0	0	0	0	0	0	0	0	0	0	0	
3	0	0	0	0	0	24	24			17:15	18:15	76	11	0	0	0	1	0	01:00	01:00	88	87.4	17:15	17:30	0	0	0	0	0	0	0	0	0	0	0	0	0	0	0	0	0	
3	0	0	0	0	0	21	21			17:30	18:30	76	11	0	0	0	1	0	01:00	01:00	88	87.4	17:30	17:45	0	0	0	0	0	0	0	0	0	0	0	0	0	0	0	0	0	0
2	0	0	0	0	0	21	21			17:45	18:45	69	9	0	0	0	1	0	01:00	01:00	79	78.4	17:45	18:00	0	0	0	0	0	0	0	0	0	0	0	0	0	0	0	0	0	0
3	0	0	0	1	0	22	21.4			18:00	19:00	62	8	0	0	0	1	0	01:00	01:00	71	70.4	18:00	18:15	0	0	0	0	0	0	0	0	0	0	0	0	0	0	0	0	0	
3	0	0	0	0	0	24	24			18:15	19:15	44	5	0	0	0	0	0	01:00	01:00	49	49	18:15	18:30	0	0	0	0	0	0	0	0	0	0	0	0	0	0	0	0	0	
1	0	0	0	0	0	12	12			18:30	19:30	23	2	0	0	0	0	0	01:00	01:00	25	25	18:30	18:45	0	0	0	0	0	0	0	0	0	0	0	0	0	0	0	0	0	
1	0	0	0	0	0	13	13			18:45	19:45	12	1	0	0	0	0	0	01:00	01:00	13	13	18:45	19:00	0	0	0	0	0	0	0	0	0	0	0	0	0	0	0	0	0	
43	10	5	3	1	0	393	406.9			P/TOT		331	43	10	5	3	1	0	0	0	393	406.9	P/TOT		0	2	0	0	0	0	0	0	0	0	0	0	0	0	0			
20	9	2	3	0	0	163	173.1			Period I Total:		0	2	0	0	0	0	0	0	0	2	2	Period II Total:		0	0	0	0	0	0	0	0	0	0	0	0	0	0	0			
23	1	3	0	1	0	230	233.8																																			



DATE: 19/03/2020  
DAY: Thursday

SITE: 7  
LOCATION: Four Elms Roundabout  
TOTAL ARMS: A B C D

from arm: D  
to arm: all

period I period II  
from: 07:00 16:00  
to: 10:00 19:00

DATE: 19/03/2020  
DAY: Thursday

SITE: 7  
LOCATION: Four Elms Roundabout  
TOTAL ARMS: A B C D

				per quarter of an hour													
OGV2	PSV	MCL	PCL	TOT	PCU.h	from	to	CAR	LGV	OGV1	OGV2	PSV	MCL	PCL	TOT	PCU	
2.3	2	0.4	0.2					1	1	1.5	2.3	2	0.4	0.2			
01:00	01:00	01:00	01:00	01:00	01:00			PCU factor								00:15	00:15
						INTERVAL											
0	0	0	0	0	0	07:00	07:15	221	73	24	12	6	5	0	341	371.6	
0	0	0	0	0	0	07:15	07:30	244	88	15	19	4	4	0	374	407.8	
0	0	0	0	0	0	07:30	07:45	241	79	29	10	5	1	0	365	396.9	
0	0	0	0	0	0	07:45	08:00	274	80	28	18	3	1	0	404	443.8	
0	0	0	0	0	0	08:00	08:15	251	58	18	17	11	0	0	355	397.1	
0	0	0	0	1	1	08:15	08:30	219	57	13	22	2	0	0	313	350.1	
0	0	0	0	1	1	08:30	08:45	210	61	23	21	9	2	0	326	372.6	
0	0	0	0	2	2	08:45	09:00	214	56	19	18	9	3	0	319	359.1	
0	0	0	0	2	2	09:00	09:15	189	57	20	17	7	1	0	291	329.5	
0	0	0	0	1	1	09:15	09:30	184	49	17	21	7	1	0	279	321.2	
0	0	0	0	1	1	09:30	09:45	200	65	21	8	3	2	0	299	321.7	
0	0	0	0	0	0	09:45	10:00	202	54	15	12	8	2	0	293	322.9	
0	0	0	0	0	0	16:00	16:15	345	67	16	12	4	2	0	446	472.4	
0	0	0	0	0	0	16:15	16:30	333	62	9	13	5	3	0	425	449.6	
0	0	0	0	0	0	16:30	16:45	340	58	6	10	6	4	0	424	443.6	
0	0	0	0	0	0	16:45	17:00	329	74	10	9	4	2	0	428	447.5	
0	0	0	0	0	0	17:00	17:15	359	47	7	10	1	2	0	426	442.3	
0	0	0	0	0	0	17:15	17:30	415	55	7	11	4	2	0	494	514.6	
0	0	0	0	0	0	17:30	17:45	327	46	6	9	1	1	0	390	405.1	
0	0	0	0	0	0	17:45	18:00	287	37	4	4	1	4	0	337	342.8	
0	0	0	0	0	0	18:00	18:15	328	31	2	5	1	7	0	374	378.3	
0	0	0	0	0	0	18:15	18:30	224	16	5	4	1	0	0	250	258.7	
0	0	0	0	0	0	18:30	18:45	200	25	2	8	3	0	0	238	252.4	
0	0	0	0	0	0	18:45	19:00	174	20	4	7	1	2	0	208	218.9	
0	0	0	0	0	2	P/TOT		6310	1315	320	297	106	51	0	0	8399	9021

Period I Total: 2649 777 242 195 74 22 0 0 0 3959 4394  
Period II Total: 3661 538 78 102 32 29 0 0 0 4440 4626

				per hour													
OGV2	PSV	MCL	PCL	TOT	PCU.h	from	to	CAR	LGV	OGV1	OGV2	PSV	MCL	PCL	TOT	PCU	
2.3	2	0.4	0.2					1	1	1.5	2.3	2	0.4	0.2			
01:00	01:00	01:00	01:00	01:00	01:00			PCU factor								00:15	00:15
						INTERVAL											
0	0	0	0	1484	1620	07:00	07:15	271	69	19	8	5	2				
0	0	0	0	1498	1646	07:15	07:30	344	73	20	11	8	7				
0	0	0	0	1437	1588	07:30	07:45	384	78	12	10	7	4				
0	0	0	0	1398	1564	07:45	08:00	431	78	21	17	3	0				
0	0	0	0	1313	1479	08:00	08:15	401	61	26	13	4	2				
0	0	0	0	1249	1411	08:15	08:30	414	64	18	20	3	0				
0	0	0	0	1215	1382	08:30	08:45	360	63	21	13	5	1				
0	0	0	0	1188	1332	08:45	09:00	351	50	13	14	2	6				
0	0	0	0	1162	1295	09:00	09:15	286	55	14	12	7	1				
0	0	0	0	871	965.8	09:15	09:30	231	56	12	13	4	1				
0	0	0	0	592	644.6	09:30	09:45	198	46	7	10	2	2				
0	0	0	0	293	322.9	09:45	10:00	182	44	15	18	1	1				
0	0	0	0	1723	1813	16:00	16:15	239	59	31	19	4	3				
0	0	0	0	1703	1783	16:15	16:30	250	74	17	12	7	1				
0	0	0	0	1772	1848	16:30	16:45	288	64	16	11	5	6				
0	0	0	0	1738	1810	16:45	17:00	259	64	10	15	3	2				
0	0	0	0	1647	1705	17:00	17:15	319	74	7	12	2	9				
0	0	0	0	1595	1641	17:15	17:30	261	54	8	4	1	3				
0	0	0	0	1351	1385	17:30	17:45	277	52	8	9	0	4				
0	0	0	0	1199	1232	17:45	18:00	256	34	8	1	2	4				
0	0	0	0	1070	1108	18:00	18:15	231	34	3	2	3	2				
0	0	0	0	696	730	18:15	18:30	219	33	4	7	3	3				
0	0	0	0	446	471.3	18:30	18:45	208	37	6	7	1	1				
0	0	0	0	208	218.9	18:45	19:00	216	25	3	3	2	3				
0	0	0	0	8399	9021	P/TOT		6876	1341	319	261	84	68				

Period I Total: 3853 737 198 159 51 27  
Period II Total: 3023 604 121 102 33 41



from arm: **all** to arm: **D** from: 07:00 16:00 to: 10:00 19:00 DATE: 19/03/2020 DAY: Thursday SITE: 7 LOCATION: Four Elms Roundabout TOTAL ARMS: A B C D from arm: **all** to arm: **all** from: 07:00 16:00 to: 10:00 19:00

PCL			TOT	PCU	from	to	CAR	LGV	OGV1	OGV2	PSV	MCL	PCL	TOT	PCU.h	from	to	CAR	LGV	OGV1	OGV2	PSV	MCL	PCL	TOT	PCU	from	to	CAR	LGV	OGV1	OGV2	PSV	MCL	PCL	TOT	PCU			
0.2							1	1	1.5	2.3	2	0.4	0.2					1	1	1.5	2.3	2	0.4	0.2																
00:15			00:15	00:15										01:00	01:00										00:15	00:15														
1	0	0	375	397.9	07:00	08:00	1430	298	72	46	23	13	1	1883	1993	07:00	07:15	740	217	53	33	16	9	1	1069	1148	AM	07:00	08:00	3423	909	228	199	56	33	1				
0	0	0	463	491.1	07:15	08:15	1560	290	79	51	22	13	0	2015	2135	07:15	07:30	852	244	55	55	17	16	0	1239	1345	AM	07:15	08:15	3589	892	238	227	63	26	0				
0	0	0	495	518.6	07:30	08:30	1630	281	77	60	17	6	0	2071	2201	07:30	07:45	876	235	58	50	16	7	0	1242	1348	AM	07:30	08:30	3650	811	230	240	57	13	0				
0	0	0	550	585.6	07:45	08:45	1606	266	86	63	15	3	0	2039	2177	07:45	08:00	955	213	62	61	7	1	0	1299	1416	AM	07:45	08:45	3566	747	237	245	56	9	0				
0	0	0	507	539.7	08:00	09:00	1526	238	78	60	14	9	0	1925	2051	08:00	08:15	906	200	63	61	23	2	0	1255	1388	AM	08:00	09:00	3371	680	221	249	63	18	2				
0	0	0	519	557	08:15	09:15	1411	232	66	59	17	8	0	1793	1915	08:15	08:30	913	163	47	68	11	3	0	1205	1326	AM	08:15	09:15	3104	630	207	245	58	18	2				
0	0	0	463	494.8	08:30	09:30	1228	224	60	52	18	9	0	1591	1701	08:30	08:45	792	171	65	55	15	3	0	1101	1218	AM	08:30	09:30	2775	601	202	236	62	17	2				
0	0	0	436	459.1	08:45	09:45	1066	207	46	49	15	10	0	1393	1489	08:45	09:00	760	146	46	65	14	10	2	1043	1157	AM	08:45	09:45	2527	578	181	229	55	18	2				
0	0	0	375	404	09:00	10:00	897	201	48	53	14	5	0	1218	1322	09:00	09:15	639	150	49	57	18	2	0	915	1030	AM	09:00	10:00	2295	560	181	217	54	13	0				
0	0	0	317	343.3	09:15	10:15	611	146	34	41	7	4	0	843	917.9	09:15	09:30	584	134	42	59	15	2	0	836	947.5	AM	09:15	10:15	1656	410	132	160	36	11	0				
0	0	0	265	282.3	09:30	10:30	380	90	22	28	3	3	0	526	574.6	09:30	09:45	544	148	44	48	8	4	0	796	886	AM	09:30	10:30	1072	276	90	101	21	9	0				
0	0	0	261	292.3	09:45	10:45	182	44	15	18	1	1	0	261	292.3	09:45	10:00	528	128	46	53	13	5	0	773	874.9	AM	09:45	10:45	528	128	46	53	13	5	0				
0	0	0	355	397.4	16:00	17:00	1036	261	74	57	19	12	0	1459	1582	16:00	16:15	839	219	60	45	11	10	0	1184	1278	PM	16:00	17:00	3486	886	172	159	51	32	2				
0	0	0	361	391.5	16:15	17:15	1116	276	50	50	17	18	0	1527	1623	16:15	16:30	858	222	39	38	15	4	1	1177	1258	PM	16:15	17:15	3654	857	137	149	44	35	3				
0	0	0	390	413.7	16:30	17:30	1127	256	41	42	11	20	0	1497	1571	16:30	16:45	903	230	38	36	16	13	0	1236	1310	PM	16:30	17:30	3751	815	123	135	36	37	3				
0	0	0	353	379.3	16:45	17:45	1116	244	33	40	6	18	0	1457	1521	16:45	17:00	886	215	35	40	9	5	1	1191	1266	PM	16:45	17:45	3707	745	107	135	22	31	3				
0	0	0	423	438.7	17:00	18:00	1113	214	31	26	5	20	0	1409	1451	17:00	17:15	1007	190	25	35	4	13	1	1275	1328	PM	17:00	18:00	3580	650	89	108	19	34	2				
0	0	0	331	339.4	17:15	18:15	1025	174	27	16	6	13	0	1261	1294	17:15	17:30	955	180	25	24	7	6	1	1198	1244	PM	17:15	18:15	3363	578	73	95	20	35	4				
0	0	0	350	363.3	17:30	18:30	983	153	23	19	8	13	0	1199	1235	17:30	17:45	859	160	22	36	2	7	0	1086	1142	PM	17:30	18:30	3069	474	63	96	20	38	3				
0	0	0	305	309.9	17:45	18:45	914	138	21	17	9	10	0	1109	1145	17:45	18:00	759	120	17	13	6	8	0	923	949.6	PM	17:45	18:45	2790	418	54	83	23	34	3				
0	0	0	275	280.9	18:00	19:00	874	129	16	19	9	9	0	1056	1092	18:00	18:15	790	118	9	22	5	14	3	961	988.3	PM	18:00	19:00	2568	368	48	90	22	33	3				
0	0	0	269	281.3	18:15	19:15	643	95	13	17	6	7	0	781	811.4	18:15	18:30	661	76	15	25	7	9	0	793	834.6	PM	18:15	19:15	1778	250	39	68	17	19	0				
0	0	0	260	272.5	18:30	19:30	424	62	9	10	3	4	0	512	530.1	18:30	18:45	580	104	13	23	5	3	0	728	767.6	PM	18:30	19:30	1117	174	24	43	10	10	0				
0	0	0	252	257.6	18:45	19:45	216	25	3	3	2	3	0	252	257.6	18:45	19:00	537	70	11	20	5	7	0	650	682.3	PM	18:45	19:45	537	70	11	20	5	7	0				
1	0	0	8950	9491	P/TOT		6876	1341	319	261	84	68	1	0	0	8950	9491	P/TOT	18723	4053	939	1022	265	163	10	0	0	25175	27132	P/TOT	18723	4053	939	1022	265	163	10	0		

Period I Total: 9089 2149 630 665 173 64 3 0 0 12773 14085  
Period II Total: 9634 1904 309 357 92 99 7 0 0 12402 13048

from: to:  
07:15 08:15 AM Peak Hour AM 07:00 10:00  
N/A N/A MID Peak Hour MID 10:00 16:00  
16:15 17:15 PM Peak Hour PM 16:00 19:00  
07:15 ##### TOT Peak Hour



023 / HOO, MEDWAY  
March 2020  
Classified Turning Count

DATE: 19/03/2020  
DAY: Thursday

TOT	PCU.h
01:00	01:00
4849	5257
5035	5497
5001	5477
4860	5348
4604	5089
4264	4732
3895	4353
3590	4021
3320	3739
2405	2708
1569	1761
773	874.9
4788	5111
4879	5162
4900	5148
4750	4980
4482	4664
4168	4324
3763	3914
3405	3540
3132	3273
2171	2285
1378	1450
650	682.3
0	25175
	27132
AM Peak PCU	5497
MID Peak PCU	0
PM Peak PCU	5162
TOT Peak PCU	5497

